

Health and Human Services Committee Agenda

Thursday, January 25, 2018, 5:00 pm

Wood County Annex & Health Center - Classroom

1600 North Chestnut Ave, Marshfield

- 1) Call to order
- 2) Declaration of Quorum
- 3) Public Comments
- 4) **Consent Agenda:**
 - a) Meeting minutes:
Health and Human Services Committee, December 21, 2017
 - b) Narratives:
Department Head/Supervisor Monthly Reports/Narratives: Edgewater Haven, Veterans Service Officer (CVSO), Health Department, and Human Services
Other Narratives/Reports/Informational Material/Resolutions: Health Department, Edgewater Haven, Veterans Service, and Human Services credit cards detail, Edgewater Haven marketing report, Edgewater Haven caseload statistics, Edgewater Haven Physical/Occupational Therapy (PT/OT) report, CVSO supporting documents/educational material
 - c) Vouchers: Vouchers from Edgewater Haven, Health Department, Human Services, Norwood Health Center, and Veterans Service

Consent agenda items will be acted upon by the Health and Human Services Committee in one motion without discussion unless a Committee member requests an item(s) be removed for discussion and separate consideration.
- 5) Discussion and consideration of item(s) removed from consent agenda
- 6) Financial Statements: Edgewater Haven, Human Services, and Norwood Health Center
Quarterly Reports: Veterans Service, Health Department
- 7) Update from Ad Hoc Committee (out-of-home placement research)
- 8) Grant funding update with River Riders Bike Share Program
- 9) Levy support from county-owned nursing homes
- 10) Human Services review of the Bridgeway Unit
- 11) Human Services space needs in Marshfield
- 12) Resolution to approve Human Services out-of-state travel request to attend required quarterly staffing of child placed in Residential Care Center in Lake Villa, IL with all expenses paid using tax levy
- 13) Ratify Human Services resolution to authorize placement at Northwest Regional Juvenile Detention Center (approved by County Board 8-15-17)
- 14) Consideration of resolution to create Human Services Deputy Director position
- 15) Health Department out-of-state travel request to attend the Community of Practice for Public Health Improvement in Louisville KY, March 29-30, 2018 with all expenses paid with grant funds
- 16) Health Department out-of-state travel request to attend the 2018 Washington Leadership Conference in Washington DC, March 4-6, 2018 with all expenses paid with grant funds
- 17) Legislative issue updates
- 18) Future agenda items
- 19) Next meeting(s):
 - February 22, 2018, 5:00 pm, Edgewater Haven, Conf Room 110/Admin Bldg – Port Edwards
- 20) Committee may go into closed session pursuant to 19.85(1)(c) Wis. Stats. to discuss compensation of an employee for whom the committee exercises responsibility
- 21) Return to open session
- 22) Adjourn

HEALTH AND HUMAN SERVICES COMMITTEE

DATE: December 21, 2017

PLACE: Edgewater Haven Conf Room 110/Admin Building - Port Edwards

PRESENT: Donna Rozar, Adam Fischer, Dennis Polach, Jessica Vicente, Marion Hokamp, Brad Kremer, Tom Buttke, Lori Slattery-Smith, R.N.

EXCUSED: Eric Quivers, M.D.

ALSO PRESENT (for all or part of the meeting): Brandon Vruwink, Cindy Robinson, Jo Timmerman, Beth Ferdon, Steve Budnik (Human Services Department); Sue Kunferman, Kathy Alft (Health Department); Rock Larson (Veteran Services); Doug Machon, Bill Clendenning (County Board Supervisors)

1) Call to Order

Meeting called to order at 5:00 p.m. by Chair Rozar.

2) Quorum

The Chair declared a quorum.

3) Public Comments

- There were no comments from the public.

4) Presentation by North Central Community Action Program (NCCAP) Executive Director Diane Sennholz regarding Homeless Initiatives

Chair Rozar described areas served by NCCAP and introduced Diane Sennholz. Diane described the mission of the NCCAP and shared a summary of services provided in Wood County. Furthermore, she described the different sources of funding for the programs provided. NCCAP provides more than just housing. It also provides case management to create opportunities and increase self-sufficiency for individuals and families.

5) Consent Agenda

Health Department and Edgewater Haven narratives pulled from the consent agenda. Motion (Buttke/Slattery-Smith) to approve the consent agenda. All ayes. Motion carried.

6) Discussion and consideration of items removed from consent agenda

- **HEALTH:** Sue Kunferman provided additional explanation of how the WIC program is implementing different methods of nutrition education to address the increased caseload. One of these methods includes the reclassification of a Program Coordinator to a Nutritionist/Health Educator position. The reclassified employee meets the position requirements. The position is 100% grant funded, and there is no budgetary impact since the employee will go from a 0.8 to a 0.5 FTE.
- **EDGEWATER:** Cindy Robinson responded to questions regarding the issue with Facebook. Since social media is a significant part of marketing Edgewater Haven, the Committee asked that Cindy work with IT to gain access to Facebook in a timely manner. The Chair stated she would contact Amy Kaup to understand the issue more fully. It was stated that St. Joseph's Hospital, Marshfield was bought July 1st and is now Marshfield Medical Center.

Motion (Hokamp/Vicente) to approve the Health Department and Edgewater Haven narratives as presented. All Ayes. Motion carried.

7) Financial Statements – Edgewater Haven, Human Services, Norwood Health Center

Financial statements were reviewed with specific questions answered by appropriate department staff.

8) Discussion of educational reimbursement draft policy

The Committee addressed the question of whether or not Wood County should have an educational reimbursement policy. Chair Rozar clarified that the discussions are with tuition reimbursed educational programs, not budgeted, continuing education or certification requirements. Motion (Buttke/Fischer) to not support educational reimbursement for those departments for which this Committee provides oversight, and to further recommend to the Executive Committee that the County not have an educational reimbursement policy. All ayes. Motion carried.

9) Discussion of realignment of recruitment services

Sue Kunferman, Brandon Vruwink, and Rock Larson shared concerns with the memo from Human Resources (HR) that outlines the shifting of several recruitment services to county departments. Several Committee

members expressed frustration and concern with the lack of support with recruitment services by the HR Department. There was Committee consensus that the duties assigned to HR before the recruiter position, remain in HR after the elimination of this position. There were concerns regarding the lack of department head input with this drafted memo expressed. Motion (Kremer/Fischer) to direct Brandon Vruwink to schedule a department head meeting as soon as possible for the specific reason of discussing realignment of recruitment duties. All ayes. Motion carried.

10) Human Services presentation of Family Services Division Plan

Beth Ferdon shared overall goals of the Wood County Human Services Plan for Family Services Division and responded to Committee member questions.

11) Clarification of Human Services job description requirements

Brandon Vruwink spoke with Peter Kastenholz regarding liability concerns expressed by Committee members during the October meeting. There is no liability when the individual employed meets eligibility requirements of the position. Brandon provided an explanation of eligibility requirements and timelines for obtaining necessary certifications after hire.

12) Edgewater Haven discussion of CIP

Chair Rozar provided a brief update regarding Edgewater Haven's capital improvement project.

13) Health Department proposal for in-house water lab

Sue Kunferman explained the purpose of an in-house water lab for bacteria testing, describing efficiencies and significant cost-savings. Supervisor Kremer asked if nitrate testing would be part of this proposal. Sue responded by stating nitrate testing is more involved and tedious, requiring more capital expenditures in equipment, but is a future possibility. She furthermore explained additional time is required to conduct a fiscal analysis, assuring that offering nitrate testing would not increase overall costs. Motion (Buttke/Slattery-Smith) to authorize the setup of an in-house water lab for bacteria testing. Seven ayes, one opposed (Kremer wants comprehensive in-house lab to include nitrate testing). Motion carried.

14) Health Department out-of-state travel request to attend Wisconsin Children's Healthy Weight Collaborative Improvement & Innovation Network (CollIN) Learning Session in Bethesda MD, January 8-11, 2018 with all expenses paid from grant funds

Conference details and learning objectives were included in the Committee packet. Motion (Buttke/Vicente) to authorize attendance to the CollIN Learning Session in Bethesda, MD with all expenses paid with grant funds. All ayes. Motion carried.

15) Legislative Issue Updates

Department heads provided updates regarding issues pertaining to their departments.

16) Items for Future Agenda

The Chair noted items for future agendas.

17) Next Meeting(s)

- January 25, 2017, 5:00 pm, Wood County Annex & Health Center Classroom – Marshfield

18) Committee may go into closed session pursuant to 19.85(1)(c) Wis. Stats. to discuss annual evaluation of Veterans Service Officer

Motion (Buttke/ ...) to convene into closed session pursuant to 19.85(1)(c) Wis. Stats. to discuss the annual evaluation of the Veterans Service Officer. Motion failed for lack of a second.

19) Return to open session

n/a

20) Adjourn

Chair Rozar declared the meeting adjourned at 7:17 p.m.

Minutes taken by Kathy Alft and reviewed by Marion Hokamp, Secretary.

Minutes subject to Committee approval

Marion Hokamp, Secretary
Health and Human Services Committee

CVSO Report to the Wood County Health and Human Services Committee

Meeting Date: January 25, 2018

Caseload activity for November - 15 new veterans served. During the month of November we completed 191 federal forms:

- 12 intent to file a claim (this marks the effective date while we assist the veteran in gathering all the required supporting documentation)
- 3 Notice of Disagreement (appeal)
- 14 new claims for disability compensation
- 1 new claim for pension
- 1 new claim for surviving spouse benefits (DIC or surviving spouse pension)
- 8 new applications for VA Healthcare
- 12 appointment of Claimants Representative (POA for American Legion, VFW, DAV etc.)
- 7 burial and marker applications

Activities:

1. Completed as of December 13, 2017:
 - a. December 20 – Presentation to Ascension/Ministry Hospice staff topic VA Non Service Connected Pension and Survivor Pension.
 - b. January 5 – Department Head meeting.
 - c. January 9 – Wood County Veteran Service Commission meeting.
 - d. January 17 – Joint Southern Wood County and Northern Wood County Homeless coalition meetings.
2. Near Future:
 - a. January 26 – Guest on WHFR radio in prep for VA Health Care Enrollment day.
 - b. January 31 – VA Health Care Enrollment day in conjunction with the Heroes Café at Crossview church. Sponsored by Tomah VA Medical Center.
 - c. February 2 – CVSO Association of Wisconsin Executive committee meeting.
 - d. February 2-3 – VFW of Wisconsin State Convention at Hotel Meade Wisconsin Rapids. Our office will provide CVSO support Table.
 - e. February 7 – Tomah VA Medical Center Director's strategic management meeting.
 - f. February 13 – Wood County I-Team meeting (crisis Intervention).

Office updates:

1. Wood County veteran hiring initiative: No progress in this reporting period
2. New Veterans Office remodel goes into phase II. Electrical and new walls are roughed in.
3. The work and access to the Wood County Veteran Services Facebook appears to be solved. That can be found at page www.facebook.com/WoodCoWisc.Veterans
4. Tomah VA medical Center outreach event in the form of an Enrollment & Eligibility day (see attached flyer). Enrollment and eligibility for VA health care is a complex topic for the veteran population. As with everything else government does not have an open checkbook so limitations are placed on whether a veteran can be offered VA health care. The VA has developed eight different priority groups to determine eligibility for health care. The Tomah VA Medical Center and its four community based outpatient clinics (Wisconsin Rapids, Owen, Wausau and LaCrosse) currently have capacity for addition

patients (and of course part of the funding model is unique patients). Therefore throughout their catchment area they are sponsoring these enrollment & eligibility events. Our office will participate to assist our federal partners with health care issues, use the state data base to potentially download military discharges onsite (VA Health Administration does not have this capacity). Of course we will also provide information on any non-health related veteran's issues.

5. State Veterans Outreach and Recovery Program (VORP) update. In 2015 the state departments of Health Services and Veterans Affairs received a grant from the Substance Abuse and Mental Health Services Administration to provide services to rural veterans who suffer with mental health or substance abuse issues in 48 WI counties. A huge component of this program was case management and housing, this program assisted veterans who in many cases were not a fit for traditional homeless resources available or had already failed in those programs. This program was viewed as a relative success however the grant expired October 1, 2018 and was not available for renewal. The Wisconsin Department of Veterans Affairs has temporarily funded this program in house but is seeking legislation for state to fund an expanded pilot program (serving 70 Counties). Bills SB 666 and AB 732 are awaiting a hearing with the Joint Finance committee and hopefully will be passed before the end of session.
6. The Wisconsin Department of Veterans Affairs Grant to counties was announced in December with a submission deadline of January 31 2018. The grant period covers the state fiscal year (July 1 2017 – June 30, 2018). They indicated they would not start processing the applications until after the deadline and do them all together. There is some concern to if the check will arrive in time for part of the grant to be posted as 2017 revenue. Our grant is in the amount of \$11,500. \$4,068.85 was part of our 2017 budget. Our application was submitted and receipt acknowledged on January 8, 2018.

MINUTES OF THE VETERANS SERVICE COMMISSION

DATE: January 9, 2018

PLACE: Room 115 Courthouse, Wisconsin Rapids, WI

MEETING CALLED TO ORDER AT: 4:01 P.M.

MEETING ADJOURNED AT: 5:15 P.M.

MEMBERS PRESENT: Beverly Ghiloni, Beth Martin, and Tom Heiser

MEMBERS ABSENT: None

ALSO PRESENT: Rock Larson, Wood CVSO Secretary to the Veterans Service Commission, Amy Sue Vruwink from representative Ron kind's Office

Chairman Tom Heiser called the meeting to order at 4:01 p.m.

1. Public input: The entire Veteran Service Commission purpose and procedure was discussed with MS Vruwink from the congressman's office.
2. The June 14, 2017 minutes were reviewed. Beverly Ghiloni moved to approve the minutes and the motion was seconded by Beth Martin. Motion passed unanimously.
3. At 4:29 p.m. Beverly Ghiloni moved and Tom Heiser seconded to enter closed session pursuant to exemption contained in Chapter 19.85(1)(f), to audit grants and loans to needy veterans and address new applications for grants. Motion carried unanimously. Beth Martin moved and Beverly Ghiloni seconded to exit closed session at 4:43 p.m. Motion carried unanimously.
4. Tom Heiser moved and Beth Martin seconded to approve new grants of \$424.27, loans totaling \$2325.00 (FY 2017), and to write off a loan of \$260.95 (veteran is now deceased). Motion carried unanimously. Total outstanding loans equal \$11,911.87. Payments made on outstanding loans were \$700.00. Non-lapsing fund balance equals \$5,104.15 (est).
5. 2018 Veterans Service Commission Budget. The total for the veteran's relief fund is \$5,000. Funds for administrative costs remained at \$411.00.
6. The next meeting will be held on June 5, 2018 at 4:00 P.M. in the Courthouse, in Wisconsin Rapids.
7. Beverly Ghiloni moved and Tom Heiser seconded a motion to adjourn at 5:15 p.m. Motion carried unanimously.

Rock A. Larson, Administrative Secretary, VSC

VA Health Care Enrollment

Get Enrolled!

We help our nation's Veterans get the health care benefits they've earned and deserve.


We can help!

If you served in the active military and are separated under any condition other than dishonorable, you may qualify for VA health care benefits.

Please bring:

- A copy of both sides of your current insurance card (including Medicare or Medicaid)
- A copy of your DD214
- Purple Heart recipients only—a copy of your award letter if "Purple Heart" is not noted on your DD214.

You have earned VA health care



The Tomah VA Is Here To Help

Your Enrollment & Eligibility Day is:

January 31, 2018 8:30 a.m.—11:30 a.m.

American Heroes Café

1000 E River View Expy #120, Wisconsin Rapids, WI

For more information contact:

Amanda Steinhoff (608) 372-3971 ext. 64201 8 a.m.—4 p.m.
or Enrollment at (608) 372-3971 ext. 61751 24/7



VA



U.S. Department of Veterans Affairs

Veterans Health Administration
Tomah VA Medical Center



Health Department Report

January 25, 2018

If you have any questions about this report, please contact Sue Kunferman at 715-421-8928 (W) or 715-213-8493 (Cell) or skunferman@co.wood.wi.us

ADMINISTRATIVE REPORT – SUE KUNFERMAN, RN, MSN

- I attended an active shooter train-the-trainer class and am now able to train our staff for active shooter situations. Department heads are working with the Sheriff's Department to schedule something for River Block in the near future.
- We have updated our strategic plan with new strategies that will get us through the life of the plan (2020). You will have an updated version at your table when we meet. The updated strategies will be found on the last two pages of the document.
- 2015 Wisconsin Act 151 (Wis. Stat. 253.075) directs the WI Department of Health Services (DHS) to apply for federal Title X funds, beginning with the 2018 application. DHS will contract out to public health and other partners to build a comprehensive, service-ready health care network for reproductive health services. Services available include screening for breast and cervical cancer, high blood pressure, anemia, and diabetes; screening for sexually transmitted diseases, HIV and AIDS; infertility services, health education, and pregnancy testing; contraceptive services and pelvic exams; referrals for other health and social services. Marathon County has agreed to serve as fiscal agent for Langlade, Lincoln, Taylor, Portage, and Wood Counties. Marathon County will be working with *Healthfirst* to establish services in the Marshfield area. *Healthfirst* currently provides these services in Adams, Mauston, Antigo, Tomahawk, Wausau, Stevens Point, Wisconsin Dells, and Medford. Information about *Healthfirst* can be found at www.healthfirstnetwork.org. This service will be provided in the Marshfield area as there is an existing Planned Parenthood located in Wisconsin Rapids.
- There was discussion at the department head meeting about ironing out the recruitment/hiring functions. People were in agreement that HR should continue to conduct the background checks, pre-employment drug testing, Cyber Recruiter (which posts positions to Indeed.com), and obtaining transcripts. HR will continue to work on realignment of functions and will be in communication with departments as appropriate. In the meantime, we will communicate with HR to determine who is doing what as we go through hiring processes to assure nothing is missed. There was also discussion about the county policy that requires pay raises to become effective the first full payroll in the year. Some department heads expressed concern that employees are working the first two weeks of this year at 2017 wage rates when our 2018 budgets include the 2018 wage rate for the entire year.
- We will be having two UW Eau Claire nursing students this spring semester. We also continue to work with our UW Population Health Fellow as well as a Masters in Social Work student.

ENVIRONMENTAL HEALTH REPORT – NANCY EGGLESTON, R.S.

New Business and Change of Operators

The Dollar General opened in Pittsville in December. We also had a consultation at Layla's in Wisconsin Rapids regarding a new kitchen.

Staff Training

Mark Janko, a Food Scientist with DATCP, provided food service inspection training for Tim and Mariah. Logan, Tim, and Mariah have successfully completed the FDA Conference for Food Protection Training Plan requirements. They demonstrated their competence in handling independent field inspections to the Health Department trainer through completion of classroom exercises, office demonstrations, laboratory exercises, and joint field training inspections. They are also working on the completion of emergency preparedness ICS basic courses.

Radon Awareness Month

January is National Radon Action month. A press release was issued in Adams, Juneau, and Wood Counties. Radon kits will be sold for a reduced cost in January. The EPA has an action level of 4pCi/L, which is based upon the lowest level of detection when the standard was set. No levels of radiation are safe.

Lead Home Visits

Two homes had lead inspections due to children with elevated blood lead levels living in the home. One home was in Nekoosa; the other in Wisconsin Rapids. The sources of lead were identified and the residents were provided with lead control options. The children will be monitored to make sure their lead levels are reduced.

Complaints

Twenty complaints were received and investigated in Wood County in December.

- 4 complaints were related to the recent cold weather and had to do with a lack of heat and pipes freezing.

- 1 complaint was regarding what appeared to be an insect in food at a restaurant in Marshfield. The customer provided photos but not the actual insect for us to look at. The photo could have been of an insect or a piece of a cut vegetable. We conducted an inspection of the kitchen and food storage area and found no other insects.
- 3 complaints came in regarding chemical burns from a pool at a hotel in Marshfield. The pool was shut down by us due to excess chlorine. It was reopened by the operator after he corrected the chemical levels, but the chlorine was again raised to unsafe levels. The pool manager will be taking a certified pool operator course to better understand pool chemistry and the pool circulation system.
- 1 bed bug complaint; 3 cockroach complaints. The landlords in 3 of these rental units had pest control come in to treat for the infestations. There is a disagreement between the landlord and tenant about the origin of the cockroaches, with the landlord insisting the tenant pay the pest control company. The tenant can likely not afford to do so.
- A complaint of unsafe housing was a roommate dispute. Landlord made repairs. Case closed.
- Received one complaint of cleaning issues in a retail store in Wisconsin Rapids.
- Received a complaint regarding the treatment of residents of a home health facility. This was referred to the licensing authority for the establishment.
- Received a complaint of illness from one person at a Wisconsin Rapids restaurant. No other complaints were received by the health department or the establishment, so no further action was taken. Another complaint was received regarding someone concerned about food contamination. He was searching for a lab to test food, and was given information regarding food testing.
- Two mold complaints were received. The mold complaint in the rental unit was resolved. A cleaning company was hired to do cleanup within the apartment. The other complaint was regarding mold on a soda machine at a Wisconsin Rapids Restaurant. The complaint was resolved.
- A complaint was received regarding the cleanliness of a restaurant in Marshfield, though the caller had not witnessed it himself. Was concerned about whether or not the restaurant was being inspected.
- A complaint was made by an individual to the DNR and our department regarding health issues believed to be caused by the neighbor's outdoor wood burner. The homes are fairly far apart. The homeowner with the wood burner was provided with information on what is legal to burn in a wood burner.

HEALTH PROMOTION AND CHRONIC DISEASE TEAM REPORTS

3-O Day Committee – Alecia Pluess

3-O Day was held on December 5th at the Hotel Mead. “3-O” stands for Our Bodies, Our Selves, Our Responsibility. This day provides education on a variety of topics including suicide prevention, sexually transmitted infections, the struggles of teen parenting, drug abuse, cancer prevention, the dangers of caffeine/energy drinks, responding to civilian acts of violence, and responsible use of social media. Approximately 350 students and advisors attended the event from Granton, Pittsville, Wisconsin Rapids, Colby, and Auburndale school districts. I serve as Secretary of the 3-O Day Board.

COMMUNICABLE DISEASE TEAM REPORTS

Communicable Disease Update – Jean Rosekrans and Alecia Pluess

- During the month of December, Wood County had 17 cases of chlamydia and 2 cases of gonorrhea reported. Two cases of Hepatitis C and 1 case of Hepatitis B were also investigated.
- One probable case of varicella was received.
- Three cases of campylobacter, 1 case of giardia, and 1 case of salmonellosis were investigated. A long term care facility reported gastrointestinal symptoms among staff and residents. The State approved Norovirus testing for the facility and the *“Recommendations for Prevention and Control of Acute Gastroenteritis Outbreaks in Wisconsin Long-Term Care Facilities”* was shared with their management. The facility refused to do Norovirus testing.
- During December, Wood County had 2 confirmed cases, 2 probable cases, and 7 suspect cases of Lyme disease. Two cases of babesiosis and 1 case of ehrlichiosis were also investigated.
- Influenza activity continues to increase statewide. Over 100 flu-associated hospitalizations were reported statewide during the first week of December. Wood County had 7 cases of influenza-associated hospitalizations. Pertussis testing continues to be on the rise. There were 2 suspect cases of pertussis during December.
- A presentation was done for participants in the Human Services Day Treatment Program on the topics of Hepatitis C and sexually transmitted infections.
- Jean did a radio interview on the topic of influenza.

Lead Update – Jean Rosekrans and Alecia Pluess

Jean accompanied Environmental Health staff on two home inspections for children with elevated blood lead levels.

FAMILY HEALTH AND INJURY PREVENTION TEAM REPORTS

Maternal Child Health – Erica Sherman

Both MCH Block Grant Objectives were successfully completed for 2017. There were two focus areas: breastfeeding friendly businesses and decreasing secondhand tobacco exposure among young children. The MCH team has chosen to continue their focus in breastfeeding and tobacco for 2018, though the target groups will change. Breastfeeding activities will focus on outreach to pharmacies and tobacco activities will focus on outreach to community service providers. *First Breath* tobacco cessation programming will continue to be offered in 2018 as well and will be expanded to include anyone who cares for children.

HEALTH DEPARTMENT CREDIT CARD SUMMARY

11/21/2017-12/20/2017

Amount Due \$ 10,317.84

Due Date 1/19/2018

Date Paid 1/10/2018

15170490

PUBLIC HEALTH - VISA CHARGES

Vendor	Description	PH	GRANT	Amount
Walmart	Office Supp	v		\$ 11.31
Etsy	Office Supp	v		\$ 127.90
Walmart	Office Supp	v		\$ 23.79
WPHA	Board Orientation	v		\$ 50.00
WPHA	Membership	v		\$ 75.00
Wayfair	Office Supp	v		\$ 239.99
Health Care Education	Conf Reg	v		\$ 25.00
Walmart	Office Supp	v		\$ 31.27
Hobby-Lobby	Office Supp	v		\$ 88.00
Walmart	Meeting Exp		MCH	\$ 13.25
UPS	Office Supp	v		\$ 26.20
WALHDAB	Conf Reg	v		\$ 400.00
Chula Vista Resort	Conf Exp	v		\$ 396.00
WPHA	Board Orientation	v		\$ 50.00
Skillpath	Conf Reg	v		\$ 99.00
MentorHealth	Conf Reg		MCH	\$ 139.00
Taylor	EH Prog Supp	v		\$ 94.90
WPHA	Membership	v		\$ 75.00
UPS	Office Supp	v		\$ 10.41
ShopKo	Office Supp	v		\$ 92.79
Walmart	Office Supp	v		\$ 169.63
Walmart	Office Supp	v		\$ 206.42
Lowes	Office Supp	v		\$ 217.08
Walmart	Office Supp	v		\$ 59.03
Target	Office Supp	v		\$ 35.85
Zoom	Monthly Fee	v		\$ 14.99
				\$ 2,771.81

Grants:

PHEP Public Health Emergency Preparedness
 IMM Immunization
 LEAD Childhood Lead
 MCH Maternal Child Health
 PHHS Prevention Funds
 TOB Marathon County Tobacco Coalition
 WIQI Accreditation Infrastructure
 WIC-CP Community Partners

Programs:

ADMIN WIC Program Administration
 BF WIC Breastfeeding
 CS WIC Client Services
 FF WIC Fit Families
 FMNP WIC Farmers Market Nutrition Program
 NE WIC Nutrition Education
 PC WIC Peer Counseling
 FV Healthy Smiles Fluoride Varnish
 SEAL Healthy Smiles Sealants

Coalition Names:

SWCBF South Wood County Breastfeeding Coalition
 SK South Wood County Safe Kids Coalition
 HPWC Healthy People Wood County
 CD HPWC - Chronic Disease Prevention Team
 HG&D HPWC - Healthy Growth & Development Team
 MH HPWC - Mental Health/ACDA Team

WIC - VISA CHARGES

Vendor	Description	PROGRAM	Amount
Overstock	Office Supp	CS	\$ 4,316.80
WALHDAB	Conf Reg	Admin	\$ 100.00
Chula Vista Resort	Conf Exp	Admin	\$ 99.00
Overstock	Office Supp	CS	\$ 2,078.96
ILCA	Membership	Admin	\$ 127.00
WPHA	Membership	Admin	\$ 75.00
Overstock	Office Supp	CS	\$ 164.70
Hayneedle	Office Supp	BF	\$ 89.98
Amazon	Office Supp	CS	\$ 19.99
United Airlines	Travel Exp	Admin	\$ 434.60
			\$ 7,506.03

HEALTHY SMILES - VISA CHARGES

Vendor	Description	PROGRAM	Amount
Cent WI Summit	Conf Reg	HS	40.00
			\$ 40.00

COALITION ACCOUNTS - VISA CHARGES

Vendor	Description	Coalition Name	Amount
			\$ -

HO-CHUNK VISA CHARGES

280-9904-54121-000-345

Vendor	Description	Amount
		\$ -

2017

[illegible]

DISEASE	4th QTR	2017 YTD	2016 Total	DISEASE	4th QTR	2017 YTD	2016 Total
Category II ... the following diseases shall be reported within 72 hours of the identification of a case or suspect case.							
				Nontuberculosis Mycobacterial	2	4	14
				Parapertussis **	0	6	0
				Psittacosis			
Arboviral Infection	1	2	1	Q-Fever			
Babesiosis**	0	4	4	Rheumatic Fever			
Blastomycosis**	0	1	3	Rocky Mt Spt	0	2	0
Brucellosis				Salmonella**	9	18	19
Campylobacteriosis**	10	31	32				
Cryptosporidiosis	4	8	16	STD: Chancroid			
Cyclosporiasis				STD: Chlamydia	56	219	229
Ehrlichiosis/Anaplasmosi	1	20	16	STD: Gonorrhea	9	29	8
E.coli**	2	4	9	STD: Pelvic Inflamm			
Giardiasis	4	10	12	STD: Syphilis	0	1	0
Hemolytic Uremic Synd	0	0	1				
HepB***	1	3	2	Shigellosis**	0	1	1
Hep C **	5	35	32	Strep group A	0	6	0
HepD				Strep group B	2	5	5
HepE				Strep pneumoniae	3	8	7
Histoplasmosis**	0	0	1				
Influenza Peds. Death	0	0	1	Tetanus			
Influenza A Novel Sub.				Toxic Shock Synd			
Kawasaki Disease				Toxic Substance			
Legionellosis	1	1	2	Toxoplasmosis	0	1	0
Leprosy				Tran. Spong. Enceph. TSE			
Leptospirosis				Trichinosis			
Listeriosis				Tularemia			
## Lyme Lab Reports	31	161	115				
# Lyme Disease Reports	5	55	44	Typhoid Fever			
Lymph. Chor. Vir. LCMV				Varicella**	1	2	3
Malaria				Vibriosis			
Meningitis, bacterial	0	2	2	Yersiniosis			
Mumps							
**Flu A Hospitalized	8	66	24				
**Flu B Hospitalized	0	10	2				

** Includes confirmed, probable, & suspect

** Includes confirmed, probable, & suspect
Lyme Disease EM cases only
Lyme Lab Reports no EM noted - suspect cases

QUARTER _____ 4th
COMPLETED BY _____ Nancy Eggleston

2017 Wood County Immunization Rates

2017 Annual/Year End 0-2 Year Olds

Clients Residing in County: WOOD

Clients who DID meet the selected benchmark(s)

Just consider immunizations as meeting the benchmark

Birth date between 01/01/2015 and 12/31/2015

Evaluation date: 12/28/2017

Benchmark age @ 24 months

Total clients: 915; 639 clients (70%) met all benchmark criteria, 276 clients did not

Late up-to-date: 685 clients (75%) met all benchmark criteria as of report generated date, 230 clients did not

Selected benchmarks: DTaP (4), HepB (3), Hib (3), MMR (1), Pneumo (4), Polio (3), Varicella (1)

Met Benchmark: DTaP (74%), HepB (83%), Hib (86%), MMR (82%), Pneumo (82%), Polio (85%), Varicella (81%)

Late UTD: DTaP (79%), HepB (84%), Hib (88%), MMR (85%), Pneumo (85%), Polio (86%), Varicella (83%)

2017 Annual/Year End 0-6 Year Olds

Clients Residing in County: WOOD

Clients who DID meet the selected benchmark(s)

Just consider immunizations as meeting the benchmark

Birth date between 01/01/2011 and 12/31/2011

Evaluation date: 12/28/2017

Benchmark age @ 72 months

Total clients: 920; 722 clients (78%) met all benchmark criteria, 198 clients did not

Late up-to-date: 740 clients (80%) met all benchmark criteria as of report generated date, 180 clients did not

Selected benchmarks: DTaP (5), HepB (3), Hib (4), MMR (2), Pneumo (4), Polio (4), Varicella (2)

Met Benchmark: DTaP (84%), HepB (91%), Hib (92%), MMR (83%), Pneumo (92%), Polio (85%), Varicella (83%)

Late UTD: DTaP (86%), HepB (91%), Hib (92%), MMR (85%), Pneumo (92%), Polio (86%), Varicella (85%)

2017 Annual/Year End Adolescent

Clients Residing in County: WOOD

Clients who DID meet the selected benchmark(s)

Just consider immunizations as meeting the benchmark

Age between 9 Years and 26 Years

Selected Gender for Adolescent HPV: All Genders (Female, Male, Unknown)

Evaluation date: 12/28/2017

Adolescent Complete Benchmark

Total clients: 18629; 5615 clients (30%) met all benchmark criteria, 13014 clients did not

Late up-to-date: 5616 clients (30%) met all benchmark criteria as of report generated date, 13013 clients did not

Selected benchmarks: HPV (COMPLETE), Meningo (1), Tdap (1)

Met Benchmark: HPV (31%), Meningo (67%), Tdap (74%)

Late UTD: HPV (31%), Meningo (67%), Tdap (74%)

*Data taken from the Wisconsin Immunization Registry (WIR)

WOOD COUNTY HUMAN SERVICES DEPARTMENT REPORT January 18, 2018

Director's Report by Brandon Vruwink

On January 4th Governor Walker announced a plan that would close Lincoln Hills and Copper Lake schools. The schools currently serve as the state's Juvenile Corrections Facilities. Along with the closure announcement the Governor proposed transforming the Juvenile Correction system through the creation of five regional facilities. I will be following this proposal very closely and look forward to learning more about the details of this plan.

In a previous update I shared that the Wisconsin County Human Services Association was recruiting to fill the organizations vacant Executive Director position. I am pleased to share that this position has now been filled; Katie Herrem accepted the position and began in her new role on January 2nd. Katie has a background in Public Policy and a strong interest in Human Services programs. I look forward to working with Katie as she takes on this new challenge.

This next year will bring forward many challenges that I am excited to work with the Health and Human Services Committee to address. The issue of space needs in Marshfield will continue to be a priority. It is important that we work to identify a long-term space plan for our Cornerstone and City Hall staff.

Another issue that will continue to be at the forefront is exploring additional options for children in out of home care placements. The Health and Human Services Ad Hoc Committee that was formed to study out of home care placements has raised interest and awareness around this issue. While the work is just beginning, it is very important work that has the potential to improve care and treatment options. When it comes to working with children, it is important to have as many options as possible available.

Family Services Update by Beth Ferdon

December continued to be busy in Family Services Division as we are continuing to receive an increased level of referrals, both in the Initial Assessment and Juvenile Justice units, although this moderated somewhat for the last half of December. Many of the cases continue to have some involvement with illegal drug use or abuse of prescription drugs. At this point the increases continue to be within our ability to provide quality services to clients; however we are still experiencing some challenges in being able to match youth in need of out of home placement to appropriate resources.

Family Services has achieved a successful transition to bringing the services formerly provided by Professional Services Group in house. The transition was official as of 11/01/17 and has been continuing to go well, thus far, although workers in the Resource Unit have been stretched to accommodate this work as well as their own workload. Our current ability to provide more immediate results has resulted in an increased level of referrals for both drug testing and electronic monitoring. We are also planning to implement the expanded services plan for in-home services in 2018 will be implementing the mentoring/ intensive services programming as soon as we can hire additional staff.

We have also been continuing to cooperate with statewide efforts to support us in recruiting more foster parents as the need for qualified and skilled foster parents continues to grow. We have

identified some foster parents who will assist us in recruitment efforts and are developing a more comprehensive recruitment plan. One of these foster parents has already been trained and has reported that the training she received from the State is very helpful.

We at Family Services are looking forward to continuing to grow in our ability to provide quality services to youth and their families throughout the coming year.

Behavioral Health/Long Term Support Services Update by Stephanie Gudmunsen

Personnel: Amy Kramp began employment on 12/18/17 as a Birth to Three Blended Service Coordinator/Teacher. Amy is working out of the Birth to Three office at the Annex and Health Care Center in Marshfield.

Jeremy Woodliff has resigned his position as part time Crisis Interventionist.

Bridgeway: On December 13, 2017, the Department of Health Services, Division of Quality Assurance conducted a probationary license survey of Bridgeway. No violations were found and Bridgeway will receive a regular CBRF license.

Month-2017	# Clients served	Total #Days	Crisis Stabilization hours	#Out of county
March	2	10	39	0
April	7	76	212	1
May	12*	104	340	0
June	9	96	339	0
July	15	120	395	0
August	15*	184	614	2
September	17*	143	498	4
October	26	177	566	3
November	23	174	497	3
December	14	64	242	0
TOTAL	140 # reflects individuals who were served over multiple months	1,148	3,742	13

*this number corrected from previous reports

- Bridgeway has had 115 admissions since it re-opened in March 2017
- 94 people used Bridgeway in 2017

2017 financial impact/savings:

- Number days stayed at Bridgeway after discharge from Norwood Admissions: 319
- Estimated at least 9 individuals would have been re-admitted to Norwood Admissions unit within 30 days of their discharge had Bridgeway not been an option
- At least 2 individuals would have been admitted to an IMD if Bridgeway had not been an option
 - 2 stays at 3 months each = \$66,900
- 8 individuals with extended stays at Bridgeway were identified as potential group home placements had Bridgeway not been an option
 - These 8 individuals had a combined total of 403 days at Bridgeway
 - 403 days at an average daily CBRF rate = \$40,300

Outpatient Clinic Wait Times: There are currently 49 people on the waiting list for Outpatient Clinic services. Wait time will vary depending on the service being requested as well as the service location.

- A person calling today to get a mental health or AODA intake appointment in Wisconsin Rapids can expect to be on the waiting list for about 2 months. Once they are called to schedule an appointment, they will wait another 3-4 weeks to get in.
- A person calling today to get a mental health or AODA intake appointment in Marshfield will be seen in about 2-3 weeks.

Outpatient Clinic Recruitment: We have reviewed options for the recruitment of an Outpatient Clinic Psychiatrist to replace Dr. Andrews after he retires. The first step will be to do our own recruitment effort in Wisconsin by sending a mailing out to all licensed psychiatrists in the state as well as posting the position on various sites. We will attempt this before signing on with a recruitment agency that will most likely bring forward doctors from out of state and incur substantial cost.

Nursing and Case Management Needs: Over the last several years we have seen an increase in the amount of medication management that we are doing in both the Outpatient Clinic and the CCS and CSP programs. There are more monthly injections to give and more medications that we monitor closely for consumers. New requirements such as the Electronic Prescription Drug Monitoring program are also impacting the work load for nurses. In September 2017, the Advanced Practice Nurse (APN) prescriber was added to our team. The additional prescriber time adds to the nurse work load as the APN also needs nursing support. In effort to fill the nursing gap in the Outpatient Clinic, one of the CCS/CSP nurses has also been working in the Outpatient Clinic, but this required that she transfer 14 of her cases to other case managers. This arrangement has been working, but we are at a point where permanent changes need to be made in order to effectively cover all of the nursing responsibilities in these programs.

In addition to nursing coverage, we also have a capacity issue in CCS. The case managers in Wisconsin Rapids are almost at capacity and there are currently 10 referrals pending. We also have 12 people on a waiting list for CSP. In order to address both of these issues, I will be bringing forward a proposal in February to add a nurse case manager position to the CCS/ CSP team in Wisconsin Rapids. This would address the need for additional nursing and nursing coverage as well increase capacity for admitting more consumers into CCS and CSP.

Administrative Services Update by Jo Timmerman

Norwood: The Bridgeway Unit received good news as a result of our WIMCR (Wisconsin Medicaid Cost Report) settlement payment; Bridgeway's allocation of the Crisis Intervention program settlement was \$115,249.

In our review of the December 21, 2017 payroll we discovered that Norwood had been over charged for Workers' Compensation by a little over \$1,500. This had also occurred earlier in the year for approximately the same amount. We reported both over-charges to Human Resources as they occurred; resolution of both problems remains ongoing with Human Resources.

Community: We have received our IDP (Intoxicated Driver Program) allocation amount for 2017. That allocation is \$151,929; which is \$31,929 more than budgeted for 2017. This funding is not reflected in the 11-30-17 financial statement for Community programs.

We have received both WIMCR and CCS settlement payments for 2016 cost reporting. Those amounts are \$336,868 and \$1,000,029 respectively. Again, \$115,249 of the \$336,868 is Bridgeway's allocation for Crisis Stabilization services. These settlement payments are not reflected in the 11-30-17 financial statement.

Edgewater: I have negotiated a reduction in our Medicare and Medicaid cost reports pricing from Wipfli. We have arranged to coordinate the work both Norwood and Edgewater do for this process which in turn will allow Wipfli to work on the reports concurrently. The savings overall is \$1,925; with Edgewater's savings at \$1,500.

Last month I reported that Edgewater received a significant increase in its Medicaid rate. Retroactive payments were received however, it was discovered that the state had over-paid Edgewater with that payment and will now need to recoup some of the payments. We don't have the final amount calculated yet but a rough estimate lies somewhere between \$35,000 and \$40,000 to be recouped. The retro-active payment is reflected in the 11-30-17 financial statement, thus reporting the November bottom line better than actual with consideration given to the pay-back amount.

All Departments: With the new health insurance plan specifications related to participation in the Wellness Program we will need to determine which programs may be affected by employees' plan elections. Our need to know this information is related to our state aid funding across the various programs as well as our cost reporting for Norwood, Edgewater, WIMCR Programs and the CCS program.

We are required to report our actual costs associated with our various programs when we submit state aid reimbursement requests as well as report our costs on funding sources' cost reports. If an employee elects to participate in the 80/20 plan our department would incur less cost, and as such would be required to report the actual cost to our department. We are charged 90% of the costs for every employee as a part of budgeted amount; but if we don't actually incur this much cost we must report accordingly. We need to determine the program area(s) the employees who have elected to opt out of the Wellness Program work in so as to correctly report Human Services health insurance costs.

Community Resources Update by Steve Budnik

Income Maintenance: The Northern Income Maintenance Consortium continues to conduct onsite drug testing for convicted drug felons which is needed in order to receive FoodShare benefits. This onsite process saves money, time and efficiency as previously the required testing was completed through a contracted company and they charged \$25 per test whereupon it costs approximately \$7 per test when completed onsite.

Energy Assistance: Due to the freezing and frigid weather the area has been receiving Energy Assistance has been working nonstop with crisis applications and furnace repairs. On December 28th the department received a call from a resident that their heat source was wood and the household was almost completely out. This household did not have transportation and any means to come into town. With the help of Emergency Management a ½ trailer of wood was delivered at no-charge for the household. The Energy Assistance Department is thankful and grateful to be able to work with other county departments to provide service to the residents.

Volunteer Coordinator: Every December Human Services offers a Christmas Program where families working in any division within our agency are able to submit a "wish list" and from the generosity of volunteers in the community, they receive Christmas gifts for their children. Jill Jerabek was the solo project manager of this program and she coordinated over 1,000 gifts for the children who live in Wood County and as a result were able to have a Merry Christmas.

Norwood Health Center Update by Jordon Bruce

Dr. Melnyk has been doing an excellent job as our new Psychiatrist and is fitting in well. We are busy wrapping up year-end items and making changes in operations that were passed with the 2018 budget.

Pathways Update: The month of November we averaged 3.7 overflow mental health patients and 1.1 TBI patients. We had seven TBI referrals in December and one admission, working on another admission for January.

Our Crossroads census maintains at capacity and our census was full at 16 the entire month.

Norwood Nursing Department by Liz Masanz

We are working on Quality Improvement projects that are focusing on care planning and treatment plans. Liz and Maria will be attending the Wisconsin DON Annual Symposium in February.

Norwood Maintenance Department by Lee Ackerman

Our one full-time staff remained on light duty this month, though his restrictions have been lessening as his health improves. We are beginning to address some of the missed Preventative Maintenance and less pressing tasks that had been set aside.

The new dishwasher was installed in our Dietary Dept. despite the distributor mistakenly not sending the included booster heater. The existing booster was adapted to work with the new dishwasher while we work to have the item sent. The distributor will pay for all costs, including installation of the heater.

A check for \$1317.50 was received from Focus on Energy to offset the full cost for the LED lighting upgrade done in our Gymnasium. In addition to a net = \$0 cost for the project, we will see an immediate savings by reducing the 1,890 watt total usage to 972 total watts.

Norwood Dietary Department by Larry Burt

Congregate meals for the month of December totaled 10,378. Year-to-date totals are 129,151 meals compared to 64,171 in 2016 due to the addition of the Marathon County Meal on Wheels program. Total revenues through December: \$583,862 compared to \$277,888 in 2016.

Norwood Health Information Department by Jerin Turner

Cheryl Gessert transferred to Cornerstone to work .4 for administrative services and .4 Norwood. Her last day with us was 12-29-17. Sue Snortheim will be moving into the inpatient scribe role on admissions. This position will be rolling out in the month of January. Jerin is currently recruiting for

a casual receptionist, as our current casual receptionist will be assuming the .4 position in medical records.

There has been a smooth transition between Dr. El-Awady to Dr. Melnyk; as well as Dr. Melnyk to the weekend providers.

December 2017 Referrals for TBI Unit

Date	From	Patient	Status	Additional Info (Insurance/appropriate)
12/7/2017	Select Hospital	55 yo female	declined	Unity BadgerCare MA HMO; requested disenrollment
12/8/2017	Marshfield Medical Center	69 yo male	declined	Is a TBI, but has Medicare & WPS. Not MA eligible
12/14/2017	Gunderson La Crosse	52 yo male	pending	need more info for MA PA
12/19/2017	Mercy-Janesville	40 yo female	Accepted; admit 12/27	Anoxic encephalopathy, no insurance information listed
12/20/2017	Froedtert Milwaukee	30 yo male	declined	No rehab potential; LTC. Already completed TBI rehab at Dayspring in Milwaukee 10/25-12/23
12/28/2017	St. Vincent Green Bay	male	declined	United Healthcare MA; requested disenrollment into straight Medicaid
12/28/2017	Select Hospital	54 yo female	declined	Medicare

Edgewater Haven Update by Cindy Robinson

In the month of December we had 15 admissions and 4 readmissions. Current census on the Dementia Unit is 7 residents. Census comparison to last year:

December 2016 – 60.42 average census with 9.51 rehab

December 2017 – 50.32 average census with 5.74 rehab

Admissions/Discharges Comparison:

December 2016 – Admissions 16/Discharges 9/Readmissions 10

December 2017– Admissions 15/Discharges 11/Readmissions 4

December continued from November with a descending census, consistent with our neighboring competition and market trend. We are currently seeing an upward trend and have been averaging 55 in the first 11 days of January.

On December 21, another planning session was held for the CIP project and it has continued to progress. A plumbing contractor did an on-site visit for an analysis of the underground plumbing.

The BSG contract for laundry went into effect on December 31, 2017. The three previous Wood County employees did not continue employment with BSG.

Moving forward, what has been formerly referred to as the "Behavioral Unit" should be referred to as either: Dementia Unit, Alarmed Unit, Secured Care Unit, Alzheimer Unit or Memory Care Unit. It has recently come to my attention that the unit was presented to the committee as a Behavioral Unit. This title misrepresents the unit and is not used in this industry for the services our unit provides. The marketing material that has been used for this unit, since its conception, refers to the unit as: "Alzheimer/Dementia Alarmed Unit", which is a good reference. It is not a locked unit, only secured by alarms.

Marketing: The Director of QI and a discharge planner from Aspirus Riverview Hospital toured Edgewater Haven to determine utilization for referrals and future value based services. The outcome was positive and they were very impressed by our facility, staff and services. A January meeting was scheduled for further planning. Edgewater held their annual Christmas party for the residents on December 12. Community, staff and family members participated in gift giving by selecting a star off of a Christmas tree in our main entrance with a number on it that was associated with a resident and their wish list. The list is filled by the person who picks the star and that gift was disturbed by Santa Claus and Mrs. Claus at the party. The party was well attended and highly complimented by the public. We continue to do on site visits to hospitals, and our routine monthly and weekly marketing events throughout the community. We have taken brochures to key referral sources and/or locations. Facebook is up and running, we will be able to make additions or changes on a regular basis. This site will be monitored and negative comments can be hidden.

CREDIT CARD SUMMARY- HUMAN SERVICES DEPARTMENT

Statement Date 12/16/2017 11/18/2017 - 12/15/2017
 Amount Due \$26.35 \$4,974.56
 Due Date 1/11/2018 1/16/2018
 Date Received 12/20/2017 12/15/2017
 Date Paid 12/27/2017 1/10/2018
 VOUCHER # 40176649 40176905

Object	Description	Program Amount	NHC-CRISIS STABILIZATION 2017	NHC INPATIENT 2026	NHC NURSING ADMIN 2030	PLANT OPS & MAINT 2051	NHC ADMIN 2065	CHILD WELFARE 4001	YOUTH AIDS 4005	CHILD CARE 4010	FSET 4025	BIRTH TO THREE 4040	FAMILY SUPPORT 4045	CHILD. WAIVER 4050	CSP 4055	CCS 4065	OPC AODA 4080	ADMIN 4099
172	TRAINING	0.00																
180	BACKGROUND CHECKS	2.00					2.00											
190	LIABILITY INSURANCE	0.00																
219	OTHER PROFESSIONAL SERVICES	0.00																
231	BUILDING REPAIRS/UPKEEP	0.00																
232	VEHICLE EXPENSE	0.00																
233	MAINTENANCE-REPAIR	131.86				131.86												
236	DATA PROCESSING	0.00																
243	BUILDING REPAIRS	0.00																
248	PSYCHIATRIC SERVICES - PATIENT	0.00																
250	OTHER PURCHASES-WAIVERS	1,287.08												1,287.08				
251	TPR ADOPTION SERVICES	0.00																
252	OTHER-START UP COST	0.00																
253	FSET INCENTIVE BONUS	0.00																
260	OTHER PURCHASES	0.00																
270	OTHER PURCHASES	0.00																
273	CLUBHOUSE	0.00																
280	STATE PASS THROUGH FUNDS	0.00																
290	CW PASS THROUGH FUNDS	0.00																
290	CONTRACTED SERVICES	68.58																68.58
291	CHILD CARE FRAUD PURCHASE	245.70								245.70								
292	CLIENT SERVICES	0.00																
311	OFFICE SUPPLIES	98.91																98.91
313	POSTAGE	0.00																
324	ADVERTISING	0.00																
326	SUBSCRIPTIONS	0.00																
329	SUBSCRIPTIONS	0.00																
331	MEETINGS / TRAVEL	564.45						384.45	180.00									
332	MEALS/LODGING	0.00																
333	MEALS/LODGING	0.00																
335	TRANSP ADMIN CW VOLUNTEER	0.00																
336	PERSONNEL DEVELOPMENT	89.00		89.00														
340	FOOD	0.00																
341	PROGRAM SUPPLIES	1,219.54			326.25	87.70	403.44					116.59	119.95		13.17	13.18	171.26	
342	CONSUMER SUPPLIES	0.00																
342	CRISIS GRANT	0.00																
344	FOOD	0.00																
343	LINENS/CBRF	0.00																
346	PROGRAM SUPPLIES	0.00																
347	MEDICAL RECORDS - LIBRARY SUPP	0.00																
348	HOUSEKEEPING/KITCHEN SUPPLIES	0.00																
349	GRANT EXPENSE	0.00																
399	MISC EXPENS	0.00																
391	CANTEEN	0.00																
390	CW POST-REUNIFICATION SUPPORT	871.80						871.80										
535	ADMIN EQUIPMENT & FURNITURE	0.00																
700	FSET SUPPORTIVE SERVICES	0.00																
700	FSET JOB RETENTION	0.00																
700	ELDER ABUSE FUNDED EXPENSES	0.00																
701	EDUCATION-ILS ETV	421.99									421.99							
819	CI	0.00																
822	OUTLAY	0.00																
251	CAPITAL IMPROVEMENT	0.00																
TOTAL		5,000.91	0.00	89.00	326.25	189.56	403.44	1,256.25	180.00	245.70	421.99	116.59	119.95	1,287.08	13.17	13.18	171.26	167.49

Maintenance - Bldg Maint - RB Supplies 703-1908-51670-000-391

SUB-TOTAL \$ 5,000.91

US BANK & WALMART
CHARGES IN GREY

Item #4b
2

Edgewater Credit Card Statement - December 2017[illegible]

Total Usage December 2017	\$ 244.84
---------------------------	-----------

Committee Report
County of Wood

Report of claims for: Edgewater Haven

For the period of: December 2017

For the range of vouchers: 12170748 - 12170801

Voucher	Vendor Name	Nature of Claim	Doc Date	Amount	Paid
12170748	COMPLETE CONTROL	REPROGRAM SENSOR	11/30/2017	\$120.00	P
12170749		REFUND OF OVERPAYMENT	12/13/2017	\$3,819.57	P
12170750	DIRECT SUPPLY	BLANKETS & UNDERPADS	12/08/2017	\$307.97	P
12170751	DIRECT SUPPLY	MATTRESS COVER	12/05/2017	\$128.98	P
12170752	GAPPA SECURITY SOLUTIONS	CUT KEYS	12/05/2017	\$28.00	P
12170753	GRAINGER (Edgewater)	BEARINGS	12/07/2017	\$40.94	P
12170754	GREENFIELD REHABILITATION AGENCY INC	MONTHLY THERAPY FOR RESIDENTS	11/30/2017	\$27,556.84	P
12170755	NORTHWEST RESPIRATORY SERVICES	OXYGEN & SUPPLIES	11/30/2017	\$125.00	P
12170756	ASPIRUS RIVERVIEW FAMILY CLINIC	MEDICAL CONSULTANT	12/08/2017	\$65.03	P
12170757	JOHNSON JASON	WORK SHOES	12/15/2017	\$100.00	P
12170758	WISCONSIN RIVER ORTHOPAEDICS	MEDICAL PROCEDURE	11/27/2017	\$21.74	P
12170759	CHARTER COMMUNICATIONS- MILWAUKEE	MONTHLY CABLE FOR RESIDENTS	12/23/2017	\$1,521.77	P
12170760	SERENITY AQUARIUM & AVIARY SERVICES	BIRD AVIARY MAINTENANCE	12/22/2017	\$267.00	P
12170761	WAL-MART COMMUNITY/RFCSLLC	ACTIVITY EXPENSES	12/16/2017	\$161.46	P
12170762	WOOD TRUST BANK	MULTIPLE DEPT EXPENSES	12/18/2017	\$91.34	P
12170763	HOFFMAN JENNIFER	MILEAGE REIMBURSEMENT	12/31/2017	\$53.50	P
12170764	LANDWEHR RONALD	MILEAGE REIMBURSEMENT	12/31/2017	\$64.20	P
12170765	PEETERS LISA	HOTEL, MILEAGE, MEAL REIMBURSE	11/16/2017	\$900.21	P
12170766	ABILITY NETWORK INC	MONTHLY USAGE CHARGE	12/26/2017	\$78.00	
12170767	ALLIANT ENERGY/ WP&L	ELECTRIC BILL	12/22/2017	\$6,066.48	
12170768	ASPIRUS	MEDICAL PROCEDURES	12/31/2017	\$33.54	
12170769	CLASEN DR RICHARD MD	MEDICAL DIRECTORS FEE	12/31/2017	\$1,000.00	
12170770	CRESCENT ELECTRIC SUPPLY CO	WALL HEATER	12/18/2017	\$284.09	
12170771	DIRECT SUPPLY	WHEEL KIT AND CART COVER	12/31/2017	\$426.00	
12170772	EARTHGRAINS COMPANY THE	BAKERY	12/31/2017	\$439.15	
12170773	ENCOMPASS GROUP LLC	DRAWSHEETS	12/19/2017	\$75.60	
12170774	ENCOMPASS GROUP LLC	PATIENT GOWNS	12/18/2017	\$52.56	
12170775	EZ WAY INC	HARNESS	12/27/2017	\$356.77	
12170776	FARMER BROTHERS COFFEE	COFFEE & SUPPLIES	12/13/2017	\$684.72	
12170777	FOREFRONT TELECARE INC	PSYCHIATRY FOR RESIDENTS	12/31/2017	\$499.00	
12170778	GRAINGER (Edgewater)	ELECTRONIC BALLAST	12/20/2017	\$39.24	
12170779	IGA	DIETARY SUPPLIES	11/20/2017	\$64.45	
12170780	JOERNS HEALTHCARE	SIDERAIL BUSHING	11/16/2017	\$119.01	
12170781	LB MEDWASTE INC	MEDICAL WASTE DISPOSAL	12/25/2017	\$215.90	

Committee Report - County of Wood

Edgewater Haven - December 2017

12170748 - 12170801

Voucher	Vendor Name	Nature of Claim	Doc Date	Amount	Paid
12170782	MARSHFIELD CLINIC	X-RAY	12/31/2017	\$28.98	
12170783	MCKESSON MEDICAL	NURSING SUPPLIES	12/22/2017	\$670.02	
12170784	MEDLINE INDUSTRIES	NURSING SUPPLIES	12/31/2017	\$3,741.72	
12170785	PIGGY WIGGLY SUPERMARKET	DIETARY SUPPLIES	12/31/2017	\$87.02	
12170786	PORT EDWARDS WATER UTILITY	QUARTERLY WATER SERVICES	12/19/2017	\$6,701.88	
12170787	REINHART FOOD SERVICE	FOOD & SUPPLIES	12/31/2017	\$13,418.68	
12170788	REINHART FOOD SERV CHEMICAL DIV	LAUNDRY SUPPLIES	12/31/2017	\$293.84	
12170789	RIVER CITY CAB	LAB RUNS	12/31/2017	\$25.00	
12170790	RON'S REFRIGERATION & AC INC	WHEEL & MOTOR	12/27/2017	\$450.42	
12170791	ROWE FLORAL INC	FUNERAL FLOWERS	12/30/2017	\$27.99	
12170792	TOTAL COMPUTER SYSTEMS LTD	DATA PROCESSING FEE	12/07/2017	\$105.00	
12170793	TWEET/GAROT MECHANICAL INC	BOILER REPAIRS	12/21/2017	\$2,764.38	
12170794	US FOODS	FOOD & SUPPLIES	12/31/2017	\$1,094.49	
12170795	WE ENERGIES	GAS BILL	12/31/2017	\$2,498.00	
12170796	WE ENERGIES	GAS BILL	12/31/2017	\$1,223.00	
12170797	WHEELS OF INDEPENDENCE INC	CAB RIDES FOR RESIDENTS	12/31/2017	\$140.00	
12170798	WI DEPT OF JUSTICE	CRIMINAL RECORD CHECKS	12/31/2017	\$20.00	
12170799	WI DEPT OF HEALTH & SOC SERV	MONTHLY BED ASSESSMENT	12/31/2017	\$15,300.00	
12170800	STATE OF WISCONSIN	ELEVATOR PERMITS	12/12/2017	\$50.00	
12170801	PETTY CASH	REIMBURSE PETTY CASH	12/28/2017	\$110.26	
Grand Total:				\$94,558.74	

Signatures

 Donna Rozar

 Adam Fischer

 Dennis Polach,

 Marion Hokamp

 Brad Kremer

 Tom Buttke

 Dr. Eric Quivers, MD

 Lori Slattery Smith

 Jessica Vicente

Committee Report

County of Wood

Report of claims for: HEALTH (15)

For the period of: JANUARY 2018

For the range of vouchers: 15170478 - 15170519

Voucher	Vendor Name	Nature of Claim	Doc Date	Amount	Paid
15170478	BOARD OF REGENTS OF UNI OF WISCONSIN SYSTEM	Population Health Serv Fellow	12/20/2017	\$20,000.00	P
15170479	MEDELA INC	Breast Pumps (MCHO	12/20/2017	\$2,099.23	P
15170480	NEUMARK STENSBERG DESIGN & PRINT INC	Office Supplies	12/20/2017	\$700.00	P
15170481	SCHEIN HENRY	HS Clinic Supplies	12/04/2017	\$468.16	P
15170482	WI DEPT OF PUBLIC INSTRUCTION	Americorps Farm to School Prog	10/27/2017	\$2,800.00	P
15170483	ABR EMPLOYMENT SERVICES	Temp Employee	12/21/2017	\$61.60	P
15170484	BOUND TREE MEDICAL	Clinic Supplies	12/21/2017	\$185.94	P
15170485	GOLDEN EAGLE LOG & TIMBER HOMES	Hallway Photos	12/27/2017	\$910.00	P
15170486	IVISIONMOBILE	Texting Service	01/01/2018	\$166.79	P
15170487	AGSOURCE COMMERCIAL TESTING	EH Lab Fees	12/31/2017	\$480.00	P
15170488	CREATIVE DESIGNS	Office Supplies	11/30/2017	\$22.13	P
15170489	MARSHFIELD CLINIC	RECIN Connect Fees	12/31/2017	\$72.39	P
15170490	WOODTRUST BANK NA	ALL PROG Credit Card	12/31/2017	\$10,317.84	P
15170491	ALFT KATHLEEN	Mileage	12/31/2017	\$85.60	P
15170492	BRAVICK RHONDA	Mileage	12/31/2017	\$20.34	P
15170493	CARLSON KATHRYN	Mileage	12/31/2017	\$313.52	P
15170494	DAWSON MIRANDA	Mileage	12/31/2017	\$69.02	P
15170495	EGGLESTON NANCY	Mileage	12/31/2017	\$111.82	P
15170496	ELLIOTT VALERIE	Mileage	12/31/2017	\$21.40	P
15170497	FRANCE AMBER	Mileage	12/31/2017	\$22.47	P
15170498	HAESSIG CAMEN	Mileage	12/31/2017	\$197.95	P
15170499	HEIMAN MARIAH	Mileage	12/31/2017	\$213.68	P
15170500	HILLER DANIELLE	Mileage	12/31/2017	\$148.20	P
15170501	JOHNSON MELONY	Mileage	12/31/2017	\$56.82	P
15170502	JORDAN LYNZ	Mileage	12/31/2017	\$46.12	P
15170503	KOLODZIEJ GREG	Mileage	12/31/2017	\$105.13	P
15170504	KRUBSACK SARAH	Mileage	12/31/2017	\$161.57	P
15170505	KUNFERMAN SUSAN	Mileage/Meals	12/31/2017	\$383.75	P
15170506	MANCL BETSY	Mileage	12/31/2017	\$112.35	P
15170507	MANTHE LOGAN	Mileage	12/31/2017	\$238.08	P
15170508	PLUESS ALECIA	Mileage	12/31/2017	\$37.45	P
15170509	NORMINGTON ASHLEY	Mileage	12/31/2017	\$65.81	P
15170510	RAUTER EGGE KRISTIE	Mileage/Meals	12/31/2017	\$372.59	P

Committee Report - County of Wood

HEALTH (15) - JANUARY 2018

15170478 - 15170519

Voucher	Vendor Name	Nature of Claim	Doc Date	Amount	Paid
15170511	ROSEKRANS JEAN	Mileage	12/31/2017	\$11.77	P
15170512	RUESCH WENDY	Mileage	12/31/2017	\$212.40	P
15170513	SALEWSKI SARAH	Mileage	12/31/2017	\$77.76	P
15170514	SHERMAN ERICA	Mileage	12/31/2017	\$62.06	P
15170515	THAO MAI	Mileage	12/31/2017	\$80.79	P
15170516	STRONG DAVID	Mileage	12/31/2017	\$100.05	P
15170517	TREMME ASHLEY	Mileage	12/31/2017	\$79.45	P
15170518	WUEBBEN TIMOTHY	Mileage	12/31/2017	\$255.25	P
15170519	MARATHON COUNTY HEALTH DEPT	Return Unspent Grant Funds	12/31/2017	\$1,241.00	
Grand Total:				\$43,188.28	

 Donna Rozar, Chair

 Adam Fischer, Vice-Chair

 Marion Hokamp, Secretary

 Dennis Polach

 Brad Kremer

 Tom Buttke

 Jessica Vicente

 Lori Slattery-Smith, RN

 Eric Quivers, MD

BF Breastfeeding
 EH Environmental Health
 EP Emergency Preparedness
 HPWC Healthy People Wood County
 HS Healthy Smiles
 IMM Immunization
 LEAD Childhood Lead

MCH Maternal/Child Health
 PH Public Health
 PHHS Preventive Health/Health Services
 PNCC Prenatal Care Coordination
 WCBFC Wood County Breastfeeding Coalition
 WIC Women, Infant, Children
 WIQI Accreditation Infrastructure Grant

Committee Report
County of Wood

Report of claims for: HUMAN SERVICES

For the period of: JANUARY 2018

For the range of vouchers: 40176618 - 40176928 40180001 - 40180282

Voucher	Vendor Name	Nature of Claim	Doc Date	Amount	Paid
40176618	ALLEN ALYSON	NOV17 MEAL & MILEAGE REIMBURSE	11/30/2017	\$71.95	P
40176619	ANDERSON ADAM	NOV17 MILEAGE REIMBURSEMENT	11/30/2017	\$66.45	P
40176620	ARENDT SARAH	NOV17 MILEAGE REIMBURSEMENT	11/30/2017	\$198.54	P
40176621	ARNDT ERIN N	NOV17 MILEAGE REIMBURSEMENT	11/30/2017	\$163.12	P
40176622	ATWOOD JENNIFER	NOV17 MILEAGE REIMBURSEMENT	11/30/2017	\$145.57	P
40176623	BAUER GRACE A	NOV17 MEAL & MILEAGE REIMBURSE	11/30/2017	\$192.93	P
40176624	BEHSELICH WENDY	NOV17 MILEAGE REIMBURSEMENT	11/30/2017	\$7.49	P
40176625	BRAGG KELLY	NOV17 MILEAGE REIMBURSEMENT	11/30/2017	\$124.28	P
40176626	BUDNIK STEVE	NOV17 MILEAGE REIMBURSEMENT	11/30/2017	\$118.45	P
40176627	CHRISTENSEN MARY	NOV17 MILEAGE REIMBURSEMENT	11/30/2017	\$359.52	P
40176628	COOK JODI	NOV17 MILEAGE REIMBURSEMENT	11/30/2017	\$308.53	P
40176629	CROSS MARC	NOV17 MILEAGE REIMBURSEMENT	11/30/2017	\$44.62	P
40176630	CUMMINGS BISSEN CAITLIN	NOV17 MILEAGE REIMBURSEMENT	11/30/2017	\$111.44	P
40176631	CZYS KATRINA M	NOV17 MEAL & MILEAGE REIMBURSE	11/30/2017	\$275.62	P
40176632	DAUENHAUER JULIA	NOV17 MILEAGE REIMBURSEMENT	11/30/2017	\$465.66	P
40176633	DOVER LOIS	NOV17 MILEAGE REIMBURSEMENT	11/30/2017	\$88.49	P
40176634	DUERR KRISTI	NOV17 MEALS & MILEAGE REIMBURS	11/30/2017	\$382.12	P
40176635	FARRIS JACK	NOV17 MEALS & MILEAGE REIMB	11/30/2017	\$352.62	P
40176636	FERDON ELISABETH	NOV17 MILEAGE REIMBURSEMENT	11/30/2017	\$80.04	P
40176637	FLEISNER KELLY	NOV17 MILEAGE REIMBURSEMENT	11/30/2017	\$466.52	P
40176638	GUDMUNSEN STEPHANIE	NOV17 MILEAGE REIMBURSEMEN	11/30/2017	\$188.21	P
40176639	GUTSCH LISA	NOV17 MILEAGE REIMBURSEMENT	11/30/2017	\$311.42	P
40176640	HAFFA BARBARA	NOV17 MEALS&MILEAGE REIMBURSE	11/30/2017	\$435.32	P
40176641	HAMM HOLLY	NOV17 MEAL & MILEAGE REIMBURSE	11/30/2017	\$76.20	P
40176642	HAYES KAREN A	NOV17 MEALS & MILEAGE REIMBURS	11/30/2017	\$183.09	P
40176643	HEART LINDSEY	NOV17 MEALS & MILEAGE REIMB	11/30/2017	\$349.98	P
40176644	HEINZEN TERESA	NOV17 MILEAGE REIMBURSEMENT	11/30/2017	\$383.49	P
40176645	HENNING KAYLA	NOV17 MILEAGE REIMBURSEMENT	11/30/2017	\$222.03	P
40176646	HOCKING AMANDA E	NOV17 MEALS&MILEAGE REIMBURSE	11/30/2017	\$410.82	P
40176647	HOFFSTATTER TRENT	NOV17 MILEAGE REIMBURSEMENT	11/30/2017	\$78.06	P
40176648	HOLDER NICOLE	NOV17 MILEAGE REIMBURSEMENT	11/30/2017	\$4.82	P
40176649	JAMES SUSAN	NOV17 MILEAGE REIMBURSEMENT	11/30/2017	\$150.77	P
40176650	JERABEK JILL	NOV17 MILEAGE REIMBURSEMENT	11/30/2017	\$82.75	P
40176651	JUDNIC SHAWNE	NOV17 MILEAGE REIMBURSEMENT	11/30/2017	\$142.47	P

HUMAN SERVICES - JANUARY 2018

40180001 - 40180282 40176618 - 40176928

Voucher	Vendor Name	Nature of Claim	Doc Date	Amount	Paid
40176652	KLOSINSKI DENISE M	NOV17 MILEAGE REIMBURSEMENT	11/30/2017	\$53.18	P
40176653	LACHAPELLE ANNE	NOV17 MILEAGE REIMBURSEMENT	11/30/2017	\$188.11	P
40176654	LADECKI VICKI	NOV17 MEAL & MILEAGE REIMB	11/30/2017	\$95.51	P
40176655	LEMOINE ELIZABETH	NOV17 MILEAGE REIMBURSEMENT	11/30/2017	\$153.12	P
40176656	LIEGL JODI	NOV17 MILEAGE REIMBURSEMENT	11/30/2017	\$361.07	P
40176657	LISIECKI KATHERINE	NOV17 MILEAGE REIMBURSEMENT	11/30/2017	\$31.62	P
40176658	LIVERNASH TANNA M	NOV17 MILEAGE REIMBURSEMENT	11/30/2017	\$258.08	P
40176659	LOWE CINDY	NOV17 MILEAGE REIMBURSEMENT	11/30/2017	\$142.85	P
40176660	MCNAUGHTON TIM	NOV17 MEALS & MILEAGE REIMB	11/30/2017	\$424.24	P
40176661	MCCRACKEN JESSICA	NOV17 MILEAGE REIMBURSEMENT	11/30/2017	\$147.77	P
40176662	MILOCH KATRINA L	NOV17 MILEAGE REIMBURSEMENT	11/30/2017	\$258.78	P
40176663	NENNIG MARY	NOV17 MILEAGE REIMBURSEMENT	11/30/2017	\$13.75	P
40176664	NOVITZKE SARA	NOV17 MILEAGE REIMBURSEMENT	11/30/2017	\$295.27	P
40176665	PARKS CASEY L	NOV17 MEAL & MILEAGE REIMBURSE	11/30/2017	\$207.02	P
40176666	PELOT CHRISTINA	NOV17 MILEAGE REIMBURSEMENT	11/30/2017	\$270.60	P
40176667	PELOT JAN	NOV17 MILEAGE REIMBURSEMENT	11/30/2017	\$49.43	P
40176668	PIEKARSKI LACEY	NOV17 MILEAGE REIMBURSEMENT	11/30/2017	\$133.22	P
40176669	PLESHEK KAYLA P	NOV17 MILEAGE REIMBURSEMENT	11/30/2017	\$99.72	P
40176670	PORTER REBECCA	NOV17 MILEAGE REIMBURSEMENT	11/30/2017	\$179.97	P
40176671	POWELL JULIE	NOV17 MILEAGE REIMBURSEMENT	11/30/2017	\$253.22	P
40176672	RASMUSSEN CRAIG	NOV17 MILEAGE REIMBURSEMENT	11/30/2017	\$69.76	P
40176673	RENDERMAN TRACY A	NOV17 MILEAGE REIMBURSEMENT	11/30/2017	\$42.80	P
40176674	REQUE BETHANY	NOV17 MILEAGE REIMBURSEMENT	11/30/2017	\$203.25	P
40176675	RHINEHART KARI	NOV17 MILEAGE REIMBURSEMENT	11/30/2017	\$364.17	P
40176676	SCHEIDEGGER JILL	NOV17 MILEAGE REIMBURSEMENT	11/30/2017	\$18.62	P
40176677	SCHLAGENHAFT MARY	NOV17 MILEAGE REIMBURSEMENT	11/30/2017	\$7.70	P
40176678	SCHNELLER CALI	NOV17 MILEAGE REIMBURSEMENT	11/30/2017	\$29.00	P
40176679	SCHULTZ RYAN	NOV17 MILEAGE REIMBURSEMENT	11/30/2017	\$157.24	P
40176680	SKERHUTT JULIE	NOV17 MEAL & MILEAGE REIMBURSE	11/30/2017	\$425.73	P
40176681	SOYK RYAN	NOV17 MILEAGE REIMBURSEMENT	11/30/2017	\$204.21	P
40176682	SULLIVAN BETH	NOV17 MILEAGE REIMBURSEMENT	11/30/2017	\$78.11	P
40176683	Szymanski Raquel	NOV17 MILEAGE REIMBURSEMENT	11/30/2017	\$132.79	P
40176684	TIMMERMAN JO	NOV17 MILEAGE REIMBURSEMENT	11/30/2017	\$252.04	P
40176685	UTECHT HEATHER	NOV17 MILEAGE REIMBURSEMENT	11/30/2017	\$321.91	P
40176686	VALE-IVCHENKO TRACY	NOV17 MILEAGE REIMBURSEMENT	11/30/2017	\$533.29	P
40176687	VIRNIG CONSTANCE K	NOV17 MILEAGE REIMBURSEMENT	11/30/2017	\$37.45	P
40176688	VRUWINK BRANDON	NOV17 MILEAGE REIMBURSEMENT	11/30/2017	\$150.87	P
40176689	VRUWINK JILL	NOV17 MILEAGE REIMBURSEMENT	11/30/2017	\$112.51	P
40176690	WANCA NETZOW CELENA	NOV17 MILEAGE REIMBURSEMENT	11/30/2017	\$151.73	P
40176691	WANSERSKI STEPHANIE S	NOV17 MEALS & MILEAGE REIMB	11/30/2017	\$379.90	P
40176692	WEIGEL KARYN	NOV17 MILEAGE REIMBURSEMENT	11/30/2017	\$159.32	P
40176693	WEILER STEVE P	NOV17 MILEAGE REIMBURSEMENT	11/30/2017	\$79.18	P
40176694	WENTZEL KIRSTEN	NOV17 MILEAGE REIMBURSEMENT	11/30/2017	\$77.36	P
40176695	WICKERSHAM DANIELLE	NOV17 MILEAGE REIMBURSEMENT	11/30/2017	\$18.24	P

HUMAN SERVICES - JANUARY 2018

40180001 - 40180282 40176618 - 40176928

Voucher	Vendor Name	Nature of Claim	Doc Date	Amount	Paid
40176696	WIESE ANGELA R	NOV17 MILEAGE REIMBURSEMENT	11/30/2017	\$170.34	P
40176697	WOLF JAN	NOV17 MILEAGE REIMBURSEMENT	11/30/2017	\$491.34	P
40176698	WORMET KASSIE	NOV17 MILEAGE REIMBURSEMENT	11/30/2017	\$96.94	P
40176699	YACH LAURA	NOV17 MEAL & MILEAGE REIMBURSE	11/30/2017	\$223.69	P
40176700	YOUNG LAUREN	NOV17 MILEAGE REIMBURSEMENT	11/30/2017	\$301.47	P
40176701	YOUNG RONALD A	NOV17 MILEAGE REIMBURSEMENT	11/30/2017	\$156.76	P
40176702	YOUNG TAYLOR	NOV17 MILEAGE REIMBURSEMENT	11/30/2017	\$390.50	P
40176703	BALTUS OIL COMPANY	VEHICLE EXPENSE - NOV	11/30/2017	\$91.38	P
40176704	[REDACTED]	REFUND OVERPAYMENT	11/30/2017	\$30.00	P
40176705	CESA 5 PORTAGE PROJECT WORKSHO	PT BIRTH TO THREE SVCS NOV	11/30/2017	\$2,240.61	P
40176706	CITY OF WAUSAU	FSET - NOV 2017 BUS PASS/TOKEN	11/30/2017	\$1,654.00	P
40176707	CLARK COUNTY REHAB AND LIVING CENTER	RESIDENTIAL/IMD SVCS - JUL	07/31/2017	\$2,375.00	P
40176708	CW SOLUTIONS LLC	FSET - NOV SUPPLEMENTAL INV	11/30/2017	\$4,070.02	P
40176709	CW SOLUTIONS LLC	IL - NOV 2017 SUPPLEMENTAL INV	11/30/2017	\$1,842.72	P
40176710	DEER PATH ASSISTED LIVING INC	RESIDENTIAL SERVICES - NOV	11/30/2017	\$4,830.00	P
40176711	ENTERPRISE RENT-A-CAR	CAR RENTAL TITLE & REGISTRATIO	11/30/2017	\$1.36	P
40176712	LENTZ CHRYSTAL	REIMB FP TRAINING REGISTRATION	11/30/2017	\$20.00	P
40176713	LE PHILLIPS CAREER DEV CENTER	SHELTERED EMPLOYMENT - NOV	11/30/2017	\$362.00	P
40176714	LUTHERAN SOCIAL SERVICES	COMMUNITY LIVING SVCS - OCT	10/31/2017	\$9,802.42	P
40176715	LUTHERAN SOCIAL SERVICES	COMMUNITY SKILLS - NOV	11/30/2017	\$9,821.65	P
40176716	LUTHERAN SOCIAL SERVICES	AODA SERVICE	10/31/2017	\$142.00	P
40176717	INNOVATIVE SERVICES	CLEANING SERVICES - NOV	11/30/2017	\$525.00	P
40176718	[REDACTED]	REFUND OVERPAYMENT	11/30/2017	\$253.07	P
40176719	OFFICE ALLY	OPC INS BILLING CLEARINGHOUSE	11/30/2017	\$19.95	P
40176720	OPTIONS COUNSELING SERVICES LLC	AODA SERVICES	11/30/2017	\$2,240.00	P
40176721	EXPERIAN HEALTH INC	VERIFICATION OF CLIENT CHARGES	11/30/2017	\$134.51	P
40176722	WI DEPT OF HEALTH SERVICES	DR. W PSYCHIATRY SVCS JUL-SEPT	09/30/2017	\$5,610.00	P
40176723	[REDACTED]	STATE PASS THROUGH FUNDS	11/30/2017	\$2,195.79	P
40176724	[REDACTED]	STATE PASS THROUGH FUNDS	11/30/2017	\$22.50	P
40176725	[REDACTED]	STATE PASS THROUGH FUNDS	11/30/2017	\$104.00	P
40176726	[REDACTED]	STATE PASS THROUGH FUNDS	11/30/2017	\$143.50	P
40176727	[REDACTED]	STATE PASS THROUGH FUNDS	11/30/2017	\$672.00	P
40176728	[REDACTED]	STATE PASS THROUGH FUNDS	11/30/2017	\$44.00	P
40176729	DIESEL TRUCK DRIVER TRAINING SCHOOL	FSET - CLIENT CDL EDUCATION	12/13/2017	\$705.00	P
40176730	MARSHFIELD PARK & REC DEPT	WILDWOOD RENTAL OE MEETING	12/13/2017	\$42.65	P
40176731	PINEVIEW AUTO	BUS REPAIR	12/13/2017	\$106.73	P
40176732	[REDACTED]	FSET - REIMB CLIENT DMV FEE	12/13/2017	\$58.99	P
40176733	WOLD DRIVING SCHOOL	FSET - CLIENT DRIVER'S ED FEE	12/13/2017	\$530.00	P
40176734	[REDACTED]	STATE PASS THROUGH FUNDS	12/13/2017	\$150.00	P
40176735	CELLCOM	CLTS WAIVER PROGRAM	12/13/2017	\$498.95	P
40176736	BUDNIK STEVE	REIMB SUPPLIES FOR MEETING	12/13/2017	\$52.88	P
40176737	CUMMINGS BISSEN CAITLIN	REIMB MEALS PURCH FOR CLIENTS	12/13/2017	\$14.87	P
40176738	REGISTRATION FEE TRUST	FSET - DMV PHOTO ID REPLACEMEN	12/13/2017	\$16.00	P
40176739	WAL-MART	PRSP PROG - GIFT CARD FOR FAM	12/13/2017	\$150.00	P

HUMAN SERVICES - JANUARY 2018

40180001 - 40180282 40176618 - 40176928

Voucher	Vendor Name	Nature of Claim	Doc Date	Amount	Paid
40176740	CENTRAL WI COUNSELING ASSOC LLC	CCS CONTRACTED SVCS - NOV	11/30/2017	\$16,765.78	P
40176741	ENTERPRISE RENT-A-CAR	CAR RENTAL FOR STAFF TRAINING	11/30/2017	\$54.33	P
40176742	LANG DOREEN	REIMB FOR HOTEL AND MEAL	11/30/2017	\$232.00	P
40176743	LANG DOREEN	NOV17 MILEAGE REIMBURSEMENT	11/30/2017	\$221.33	P
40176744	NEW REHAB COMPANY LLC	OT AND SLP BIRTH 2 THREE SVCS	11/30/2017	\$12,355.00	P
40176745	NTC CAMPUS STORE	FSET - EDUCATION TRAINING MATER	11/30/2017	\$431.30	P
40176746	NTC CAMPUS STORE	IL FSET - EDU COURSE MATERIALS	11/30/2017	\$27.50	P
40176747	SHRED SAFE LLC	DESTRUCT BINS MFLD & WR	11/30/2017	\$135.00	P
40176748	WI DEPT OF JUSTICE	CRIMINAL BCKGRND CKS G1335	11/30/2017	\$110.00	P
40176749	WI DEPT OF JUSTICE	BACKGROUND CKS G2442	11/30/2017	\$30.00	P
40176750	WI DEPT OF JUSTICE	FINGERPRINTING CKS G2954	11/30/2017	\$220.00	P
40176751	[REDACTED]	STATE PASS THROUGH FUNDS	11/30/2017	\$265.00	P
40176752	[REDACTED]	STATE PASS THROUGH FUNDS	11/30/2017	\$105.00	P
40176753	ADVANCED DISPOSAL	REFUSE SERVICES	12/15/2017	\$272.69	P
40176754	[REDACTED]	IL FSET - REIMB AUTO REPAIR	12/15/2017	\$54.75	P
40176755	COMPASS COUNSELING WAUSAU LLC	PSYCHO-SEXUAL ASSESSMENT	12/15/2017	\$925.00	P
40176756	CORDANT HEALTH SOLUTIONS	DRUG SCREENS	12/15/2017	\$434.25	P
40176757	CORDANT HEALTH SOLUTIONS	UA SERVICES	12/15/2017	\$21.90	P
40176758	ENTERPRISE RENT-A-CAR	CAR RENTAL STAFF TRAINING	12/15/2017	\$104.63	P
40176759	MARATHON GAS - GAS DEPOT	FSET - GAS VOUCHERS	12/15/2017	\$3,000.00	P
40176760	NORTHCENTRAL TECHNICAL COLLEG	IL FSET - FALL 2017 COURSE	12/15/2017	\$63.36	P
40176761	NORTHCENTRAL TECHNICAL COLLEG	FSET - FALL 2017 COURSES	12/15/2017	\$197.40	P
40176762	NORTHWOODS TRANSIT CONNECTIONS	FSET - 40 MONTHLY BUS PASSES	12/15/2017	\$1,400.00	P
40176763	RAPID CAB COMPANY INC	FSET - TAXI VOUCHERS	12/15/2017	\$800.00	P
40176764	WELLS FARGO FINANCIAL LEASING	BAUERNFIEND LEASED COPIERS	12/15/2017	\$2,634.00	P
40176765	[REDACTED]	SEPT - DEC KINSHIP PAYMENTS	12/15/2017	\$904.80	P
40176766	[REDACTED]	SEPT-DEC17 KINSHIP PAYMENTS	12/15/2017	\$904.80	P
40176767	[REDACTED]	SEPT-DEC17 KINSHIP PAYMENT	12/15/2017	\$904.80	P
40176768	[REDACTED]	SEP-DEC17 KINSHIP PAYMENTS	12/15/2017	\$904.80	P
40176769	BAUER GRACE A	REIMB FOOD FOR WINTER FC EVENT	12/15/2017	\$43.14	P
40176770	CHRISTENSEN MARY	REIMB CLIENT MEAL	12/15/2017	\$4.10	P
40176771	NORWOOD HEALTH CENTER	COOKIES FOR FP WINTER FEST	12/15/2017	\$35.00	P
40176772	REGISTRATION FEE TRUST	FSET - DMV LICENSE FEE	12/15/2017	\$75.00	P
40176773	REGISTRATION FEE TRUST	FSET - DL REINSTATEMENT FEE	12/15/2017	\$35.00	P
40176774	PLECHATY JENNIFER	NOV17 RATE SETTING FOSTERCARE	11/30/2017	\$194.13	P
40176775	POSITIVE ALTERNATIVES	NOV17 GROUP HOME	11/30/2017	\$416.00	P
40176776	LENTZ CHRYSTAL	NOV17 RESPITE DAY CARE	11/30/2017	\$19.25	P
40176777	COMMUNITY CARE RESOURCES	NOV17 PLAN,PLACE,SUPERVISION	11/30/2017	\$2,100.60	P
40176778	KNUDSON JULIA OR KEVIN	NOV17 FOSTER CARE RESPITE	11/30/2017	\$199.67	P
40176779	KNUDSON JULIA OR KEVIN	NOV17 FOSTER CARE PAYMENT	11/30/2017	\$218.74	P
40176780	KNUDSON JULIA OR KEVIN	NOV17 FOSTER CARE RESPITE	11/30/2017	\$179.32	P
40176781	MANNING SKYE OR CURTIS	NOV17 FOSTER CARE RESPITE	11/30/2017	\$228.27	P
40176782	WIRTH MANDA	SEPT/OCT17 FOSTER CARE RESPITE	10/31/2017	\$690.32	P
40176783	LENTZ CHRYSTAL	NOV17 FOSTER CARE TRANSPORT	11/30/2017	\$5.35	P

HUMAN SERVICES - JANUARY 2018

40180001 - 40180282 40176618 - 40176928

Voucher	Vendor Name	Nature of Claim	Doc Date	Amount	Paid
40176784	KUENNEN JOAN	JUL-OCT17 FOSTER CARE TRANSP	10/31/2017	\$80.25	P
40176785	WIRTH MANDA	SEPT-OCT17 FOSTER CARE MILEAGE	10/31/2017	\$21.40	P
40176786	SCHLAEFER WENDY	OCT17 FOSTER CARE MILEAGE	10/31/2017	\$94.16	P
40176787	TRANEL APRIL OR MATT	OCT17 FOSTER CARE TRANSPORT	10/31/2017	\$34.78	P
40176788	TRANEL APRIL OR MATT	NOV17 FOSTER CARE TRANSPORT	11/30/2017	\$48.15	P
40176789	JOHNSON MELISSA	NOV17 MEAL & MILEAGE REIMBURSE	11/30/2017	\$81.85	P
40176790	NORWOOD HEALTH CENTER	CLIENT INS PAYM TO NORWOOD	11/30/2017	\$65.65	P
40176791	CHILDREN'S HOSPITAL OF WI COMMUNITY SERV	CCS CONTRACTED SVCS - NOV	11/30/2017	\$321.52	P
40176792	CINTAS CORPORATION	CLEANING SUPPLIES - NOV	11/30/2017	\$222.56	P
40176793	CLARK COUNTY REHAB AND LIVING CENTER	RESIDENTIAL/IMD SVC OCT&NOV	11/30/2017	\$1,600.00	P
40176794	CLARITY CARE INC	NOV17 RESIDENTIAL SERVICES	11/30/2017	\$9,839.88	P
40176795	DRAKE HOUSE THE - CBRF	NOV17 RESIDENTIAL SERVICES	11/30/2017	\$17,594.41	P
40176796	MARATHON COUNTY TREASURER	YOUTH SECURE DETENTION PLACE	11/30/2017	\$450.00	P
40176797	MENTORING ACTIVITY THERAPY SERVICES LLC	NOV17 CCS CONTRACTED SVCS	11/30/2017	\$214.50	P
40176798	REDWOOD BIOTECH	DRUG TESTING	11/30/2017	\$70.66	P
40176799	CHILDREN'S SERVICE SOCIETY OF WI	SUPERVISED VISITATION CONTR	11/30/2017	\$3,588.75	P
40176800	POSITIVE ALTERNATIVES	NOV17 GROUP HOME	11/30/2017	\$21,740.68	P
40176801	SHOPKO STORES OPERATING CO LLC	NOV2017 INVOICING	11/30/2017	\$848.78	P
40176802	THERAPY WITHOUT WALLS	CCS CONTRACTED SVCS - NOV17	11/30/2017	\$22,472.32	P
40176803	TREMPEALEAU CO HEALTH CARE	RESIDENTIAL/IMD SERVICES - NOV	11/30/2017	\$10,172.76	P
40176804	TREMPEALEAU CO HEALTH CARE	RESIDENTIAL IMD SVCS - NOV	11/30/2017	\$6,810.00	P
40176805	UW - MADISON	NOV17 STAFF TRAININGS	11/30/2017	\$225.00	P
40176806	WISCONSIN DEPT OF CORRECTIONS	NOV17 JUVENILE CORR SERVICES	11/30/2017	\$14,501.00	P
40176807	WOODLAND ENHANCED HEALTH SERVICES COMMISSION	NOV17 LONGTERM CARE/NH SVCS	11/30/2017	\$12,230.00	P
40176808		STATE PASS THROUGH FUNDS	11/30/2017	\$302.38	P
40176809	ASPIRUS NETWORK INC	2018 WMS DUES RAO/ANDREWS	12/20/2017	\$840.00	P
40176810	ME & MOM'S CATERING CAFE	VOLUNTEER DRIVER LUNCHEON	12/20/2017	\$290.00	P
40176811		FSET - REIMB CLIENT UTILITY	12/20/2017	\$308.00	P
40176812	PROASSURANCE CASUALTY COMPANY	DR ANDREWS MALPRACTICE INS	12/20/2017	\$723.00	P
40176813	REGISTRATION FEE TRUST	FSET IL - CLIENT DL OBTAINMENT	12/20/2017	\$35.00	P
40176814	STATE OF WISCONSIN-VITAL RECORDS	FSET IL - CLIENT BIRTH CERT FE	12/20/2017	\$26.00	P
40176815	CITY OF MARSHFIELD	JAN2018 MFLD CITY HALL RENT	12/20/2017	\$4,887.67	P
40176816	SOMMER PROPERTY MANAGEMENT LLC	JAN2018 CCS/CSP MFLD RENT	12/20/2017	\$7,029.38	P
40176817	MARSHFIELD PUBLIC TRANSPORT	CLIENT TRANSPORTATION	12/20/2017	\$55.00	P
40176818	NEKOOSA CAR CARE LLC	FSET- CLIENT AUTO REPAIR	12/20/2017	\$310.47	P
40176819	ASPIRUS RIVERVIEW HOSPITAL & CLINICS	FSET - CLIENT CDL/DRUG SCREEN	12/20/2017	\$128.00	P
40176820	ASPIRUS RIVERVIEW HOSPITAL & CLINICS	FSET - CLIENT CDL MED FEE	12/20/2017	\$105.00	P
40176821	RUEHL BETH	REIMB FOR DEPT. SUPPLIES	12/20/2017	\$15.09	P
40176822	REGISTRATION FEE TRUST	FSET - CLIENT DL FEE	12/20/2017	\$34.00	P
40176823	REGISTRATION FEE TRUST	FSET - CLIENT DL EXAM FEE	12/20/2017	\$15.00	P
40176824	DAUENHAUER JULIA	REIMBURSE WINTER EVENT SUPP	12/19/2017	\$355.05	P
40176825	HAYES KAREN A	REIMB GAS FOR RENTAL CAR	12/27/2017	\$51.00	P
40176826	RHINEHART KARI	REIMB CLIENT EXPENSES	12/27/2017	\$17.06	P

HUMAN SERVICES - JANUARY 2018

40180001 - 40180282 40176618 - 40176928
Item #4c

Voucher	Vendor Name	Nature of Claim	Doc Date	Amount	Paid
40176827	WI DEPT OF FINANCIAL INSTITUTIONS	STAFF NOTARY FEE	12/27/2017	\$20.00	P
40176828	AFFORDABLE HOUSING AND STORAGE	JAN2018 RENT ASSISTANCE	12/27/2017	\$125.00	P
40176829	BROTOLOC HEALTH CARE SYSTEMS I	RESIDENTIAL SERVICES NOV17	11/30/2017	\$5,890.20	P
40176830	CHARTER COMMUNICATIONS- MILWAUKEE	CABLE EXPENSE - CORNERSTONE	12/27/2017	\$46.10	P
40176831	CREATIVE COMMUNITY LIVING SERV	COMMUNITY SKILLS - NOV17	11/30/2017	\$10,067.92	P
40176832	CW SOLUTIONS LLC	DEC17 - FSET PARTICIPANT REIMB	12/27/2017	\$829.29	P
40176833	CW SOLUTIONS LLC	DEC17 CHILDREN 1ST SUBCONTRACT	12/27/2017	\$2,109.38	P
40176834	CW SOLUTIONS LLC	DEC17 - IL SUBCONTRACT	12/27/2017	\$7,412.13	P
40176835	CW SOLUTIONS LLC	DEC17 - IL PARTICIPANT REIMB	12/27/2017	\$429.88	P
40176836	CW SOLUTIONS LLC	DEC17 - FSET SUBCONTRACT	12/27/2017	\$109,047.10	P
40176837	DEPT OF VETERANS AFFAIRS	REFUND CLIENT OVERPAYMENT	12/27/2017	\$69.41	P
40176838	ENTERPRISE RENT-A-CAR	CAR RENTAL STAFF TRAINING	12/27/2017	\$38.40	P
40176839	HILLTOP AFFILIATES INC	RESIDENTIAL SERVICES - OCT	10/31/2017	\$2,905.88	P
40176840	JACKSON COUNTY DHHS	SPEECH & CASE MGMT SERVICES	12/27/2017	\$84.50	P
40176841	[REDACTED]	FSET - REIMB CLIENT TRNING FEE	12/27/2017	\$115.00	P
40176842	LOCUMTENENS.COM	DR.RAO PSYCHIATRY SVCS - OCT	10/31/2017	\$5,585.70	P
40176843	MIDSTATE INDEPENDENT LIVING CHOICES	PEER SPECIALISTS AT CLUBHSE	11/30/2017	\$2,860.00	P
40176844	INNOVATIVE SERVICES	VOCATIONAL SVCS - NOV17	11/30/2017	\$3,090.50	P
40176845	OPPORTUNITY DEVELOPMENT CNTR	VOCATIONAL SERVICES - NOV17	11/30/2017	\$6,648.66	P
40176846	REGISTRATION FEE TRUST	FSET - DMV ID FEE	12/27/2017	\$28.00	P
40176847	RUNNING INC	FSET - 10 PUNCH CARDS	12/27/2017	\$250.00	P
40176848	RUNNING INC	FSET IL - 10 PUNCH CARDS	12/27/2017	\$250.00	P
40176849	WAL-MART COMMUNITY/RFCSLLC	CREDIT CARD CHARGES - DEC	12/27/2017	\$26.35	P
40176850	WI DEPT OF HEALTH & FAMILY SERVICES	2017 FAMILY CARE CONTRIBUTION	12/27/2017	\$807,783.00	P
40176851	BROWNELL MARY	CW VOLUNTEER DRIVER REIMBURSE	11/30/2017	\$335.98	P
40176852	SMAZAL DALE A	CW VOLUNTEER DRIVER REIMBURSE	11/30/2017	\$192.71	P
40176853	TESSEN ROGER	CW VOLUNTEER DRIVER REIMBURSE	11/30/2017	\$440.31	P
40176854	[REDACTED]	STATE PASS THROUGH FUNDS	12/27/2017	\$150.00	P
40176855	[REDACTED]	STATE PASS THROUGH FUNDS	11/30/2017	\$283.50	P
40176856	SABERTOOTH COMMERCIAL DRIVING INSTITUTE	FSET - CLIENT CDL COURSE FEE	12/27/2017	\$4,295.00	P
40176857	ASPIRUS BUSINESS HEALTH	FSET-DOT UA FEE	12/31/2017	\$56.70	P
40176858	CINTAS CORPORATION	CLEANING SUPPLIES	12/31/2017	\$289.20	P
40176859	FLEXSTAFF	TEMP SERVICES-ENERGY	12/31/2017	\$2,422.28	P
40176860	FRONTIER COMMUNICATIONS	TELEPHONE EXPENSE-CORNERSTONE	12/31/2017	\$165.95	P
40176861	MENOMINEE DEPT OF TRANSIT SERVICES	FSET-TRANSPORTATION	12/31/2017	\$75.00	P
40176862	SHRED SAFE LLC	SHREDDING-MFLD & WR	12/31/2017	\$898.05	P
40176863	SOLARUS	PHONE EXPENSE-BRIDGWAY/CRISIS	12/31/2017	\$220.53	P
40176864	SWITS LTD	INTERPRETER FEES	11/30/2017	\$116.00	P
40176865	WOLD DRIVING SCHOOL	FSET-DRIVERS EDUCATION	12/31/2017	\$390.00	P
40176866	WOOD COUNTY HSD PETTY CASH	PETTY CASH REPLENISHMENT	12/31/2017	\$105.37	P
40176867	PORTAGE COUNTY TREASURER	YOUTH SEC DETENTION PLACEMENTS	11/30/2017	\$3,500.00	P
40176868	[REDACTED]	STATE PASS THROUGH FUNDS	12/31/2017	\$416.70	P
40176869	[REDACTED]	STATE PASS THROUGH FUNDS	12/31/2017	\$311.78	P
40176870	[REDACTED]	STATE PASS THROUGH FUNDS	12/31/2017	\$44.98	P

HUMAN SERVICES - JANUARY 2018

40180001 - 40180282 40176618 - 40176928

Voucher	Vendor Name	Nature of Claim	Doc Date	Amount	Paid
40176871		STATE PASS THROUGH FUNDS	12/31/2017	\$248.64	P
40176872		STATE PASS THROUGH FUNDS	12/31/2017	\$675.00	P
40176873		STATE PASS THROUGH FUNDS	12/31/2017	\$230.40	P
40176874		STATE PASS THROUGH FUNDS	12/31/2017	\$1,205.00	P
40176875		STATE PASS THROUGH FUNDS	12/31/2017	\$865.18	P
40176876		STATE PASS THROUGH FUNDS	12/31/2017	\$158.90	P
40176877	A TOUCH OF HOME - AFH	RESIDENTIAL SERVICES-11/2017	11/30/2017	\$6,079.80	P
40176878	ASPIRUS BUSINESS HEALTH	FSET JOB SKILLS TRAINING	01/02/2018	\$105.00	P
40176879	ASPIRUS BUSINESS HEALTH RIVERVIEW	FSET CDL COURSE DOT PHYSICAL	12/27/2017	\$33.70	P
40176880		JUVENILE RESTITUTIONS PMT	12/30/2017	\$559.99	P
40176881	BALTUS OIL COMPANY	FUEL EXPENSE-DEC.2017	12/31/2017	\$113.85	P
40176882	CITY OF WAUSAU	DEC.2017 BUS PASSES/TOKENS	12/27/2017	\$1,492.00	P
40176883	CW SOLUTIONS LLC	DEC2017 CHILDREN FIRST	01/04/2018	\$18.94	P
40176884	CW SOLUTIONS LLC	DEC.2017 FSET SUBCONTRACT	01/04/2018	\$1,067.90	P
40176885	DAVE'S EXPERT AUTO	VEHICLE REPAIR	01/05/2018	\$611.94	P
40176886	ENTERPRISE RENT-A-CAR	CAR RENTAL	12/20/2017	\$33.81	P
40176887	ENTERPRISE RENT-A-CAR	CAR RENTAL-M.C.	12/15/2017	\$31.91	P
40176888	ENTERPRISE RENT-A-CAR	CAR RENTAL-L.H	12/26/2017	\$37.36	P
40176889		CDL ITEMS REQUIRED-REIMBRSM	12/30/2017	\$136.95	P
40176890	HART TAMRA OR JEREMY	FOUNDATION TRG-2 SESSIONS	12/30/2017	\$171.80	P
40176891		JUVENILE RESTITUTIONS-H.G.	12/30/2017	\$1,617.73	P
40176892	LE PHILLIPS CAREER DEV CENTER	SHELTERED EMPLOYMENT-E.H.	12/31/2017	\$218.00	P
40176893	MARATHON COUNTY TREASURER	SERVICE OF TPR PAPERWORK	12/28/2017	\$75.00	P
40176894		B23 CHILDRENS RESPITE	12/28/2017	\$101.25	P
40176895	INNOVATIVE SERVICES	CLEANING SERVICES-CORNERSTONE	01/01/2018	\$525.00	P
40176896	NORTHCENTRAL TECHNICAL COLLEG	FSET JOB SKILLS TRAINING-J.B.	12/19/2017	\$469.20	P
40176897	NORTHWEST COUNSEL & GUIDE CLIN	MOBILE CRISIS SERVICE-DEC.2017	01/04/2018	\$3,501.57	P
40176898	OFFICE ALLY	CLEARINGHOUSE OUTPATIENT BLNG	12/31/2017	\$19.95	P
40176899		JUVENILE RESTITUTION-T.L.	12/31/2017	\$200.00	P
40176900	PORTAGE COUNTY TREASURER	JUVENILE DETENTION FEES-OCT'17	11/03/2017	\$3,150.00	P
40176901	RP SERVICES OF WI INC	RESIDENTIAL SERVICES	12/30/2017	\$82.50	P
40176902	SATELLITE TRACKING OF PEOPLE LLC	ELECTRONIC MONITORING	12/31/2017	\$416.50	P
40176903		FSEET APPROVED REIMBURSEMENT	12/18/2017	\$75.98	P
40176904	SIGN HERE INTERPRETING LLC	INTERPRETER FEE-RESPITE	12/26/2017	\$195.00	P
40176905	US BANK	US BANK PMT-11/18-12/15 PCHSES	12/19/2017	\$4,974.56	P
40176906	VANGUARD SYSTEMS INC	IMS SCANNING SOFTWARE SUPPORT	11/03/2017	\$9,225.00	P
40176907	WIRTH MANDA	RECEIVING HOME 12/2017	01/03/2018	\$744.00	P
40176908	WI DEPT OF JUSTICE	FINGERPRINTING CHECKS	12/31/2017	\$190.00	P
40176909	WI DEPT OF JUSTICE	BACKGROUND CHECKS-DEC.2017	12/31/2017	\$227.00	P
40176910		FSET APPROVED-WORK UNIFORM	12/31/2017	\$100.00	P
40176911	MID-STATE TRUCK SERVICE INC	REPAIR & MAINT.-JITNEY	12/31/2017	\$2,111.96	P
40176912		STATE PASS THRU FUNDS-DEC.'17	12/29/2017	\$180.00	P
40176913		STATE PASS THRU FUNDS-DEC.'17	12/31/2017	\$150.00	P
40176914		STATE PASS THRU FUNDS-DEC.'17	12/31/2017	\$2,745.00	P

HUMAN SERVICES - JANUARY 2018

40180001 - 40180282 40176618 - 40176928

Voucher	Vendor Name	Nature of Claim	Doc Date	Amount	Paid
40176915		STATE PASS THRU FUNDS-DEC'17	12/29/2017	\$582.63	P
40176916		STATE PASS THRU FUNDS-DEC.'17	12/26/2017	\$119.04	P
40176917		STATE PASS THRU FUNDS-DEC.2017	12/31/2017	\$592.00	P
40176918	BAUER GRACE A	EE REIMBURSEMENT-DEC.2017	12/29/2017	\$141.53	P
40176919	CHRISTENSEN MARY	EE REIMBURSEMENT-DEC.2017	12/12/2017	\$4.79	P
40176920	CHRISTENSEN MARY	EE REIMBURSEMENT-DEC.2017	12/19/2017	\$43.18	P
40176921	DUERR KRISTI	EE REIMBURSEMENT-DEC. 2017	12/29/2017	\$199.27	P
40176922	HEART LINDSEY	EE REIMBURSEMENT-DEC.2017	12/29/2017	\$57.85	P
40176923	HOCKING AMANDA E	EE REIMBURSEMENT-DEC.2017	12/29/2017	\$59.47	P
40176924	JUDNIC SHAWNE	EE REIMBURSEMENT-DEC.2017	12/19/2017	\$10.00	P
40176925	NORWOOD HEALTH CENTER	SHP PMTS FOR NORWOOD PATIENTS	12/08/2017	\$32.83	P
40176926	NORWOOD HEALTH CENTER	SHP PMT FOR NORWOOD PATIENT	12/01/2017	\$131.31	P
40176927	SCHOOLEY ROBERT	EE REIMBURSEMENT-DEC.2017	12/01/2017	\$81.11	P
40176928	UTECHT HEATHER	EE REIMBURSEMENT-DEC.2017	12/26/2017	\$9.48	P
40180001	DIEDRICK KATHY OR BOB	JANUARY RECEIVING HOME	01/05/2018	\$788.00	P
40180002	OHP Care Provider	Out of Home Placement	01/04/2018	\$263.00	P
40180003	OHP Care Provider	Out of Home Placement	01/04/2018	\$250.00	P
40180004	OHP Care Provider	Out of Home Placement	01/04/2018	\$37.42	P
40180005	OHP Care Provider	Out of Home Placement	01/04/2018	\$232.00	P
40180006	OHP Care Provider	Out of Home Placement	01/04/2018	\$232.00	P
40180007	OHP Care Provider	Out of Home Placement	01/04/2018	\$232.00	P
40180008	OHP Care Provider	Out of Home Placement	01/04/2018	\$232.00	P
40180009	OHP Care Provider	Out of Home Placement	01/04/2018	\$238.00	P
40180010	OHP Care Provider	Out of Home Placement	01/04/2018	\$3,689.00	P
40180011	OHP Care Provider	Out of Home Placement	01/04/2018	\$47.48	P
40180012	OHP Care Provider	Out of Home Placement	01/04/2018	\$64.39	P
40180013	OHP Care Provider	Out of Home Placement	01/04/2018	\$215.53	P
40180014	OHP Care Provider	Out of Home Placement	01/04/2018	\$64.00	P
40180015	OHP Care Provider	Out of Home Placement	01/04/2018	\$384.00	P
40180016	OHP Care Provider	Out of Home Placement	01/04/2018	\$335.22	P
40180017	OHP Care Provider	Out of Home Placement	01/04/2018	\$160.00	P
40180018	OHP Care Provider	Out of Home Placement	01/04/2018	\$420.00	P
40180019	OHP Care Provider	Out of Home Placement	01/04/2018	\$434.61	P
40180020	OHP Care Provider	Out of Home Placement	01/04/2018	\$390.19	P
40180021	OHP Care Provider	Out of Home Placement	01/04/2018	\$481.65	P
40180022	OHP Care Provider	Out of Home Placement	01/04/2018	\$379.35	P
40180023	OHP Care Provider	Out of Home Placement	01/04/2018	\$151.74	P
40180024	OHP Care Provider	Out of Home Placement	01/04/2018	\$270.97	P
40180025	OHP Care Provider	Out of Home Placement	01/04/2018	\$122.84	P
40180026	OHP Care Provider	Out of Home Placement	01/04/2018	\$379.35	P
40180027	OHP Care Provider	Out of Home Placement	01/04/2018	\$270.97	P
40180028	OHP Care Provider	Out of Home Placement	01/04/2018	\$379.35	P
40180029	OHP Care Provider	Out of Home Placement	01/04/2018	\$270.97	P
40180030	OHP Care Provider	Out of Home Placement	01/04/2018	\$108.39	P

HUMAN SERVICES - JANUARY 2018

40180001 - 40180282 40176618 - 40176928
Item #4c

Voucher	Vendor Name	Nature of Claim	Doc Date	Amount	Paid
40180031	OHP Care Provider	Out of Home Placement	01/04/2018	\$624.00	P
40180032	OHP Care Provider	Out of Home Placement	01/04/2018	\$238.00	P
40180033	OHP Care Provider	Out of Home Placement	01/04/2018	\$238.00	P
40180034	OHP Care Provider	Out of Home Placement	01/04/2018	\$238.00	P
40180035	OHP Care Provider	Out of Home Placement	01/04/2018	\$238.00	P
40180036	OHP Care Provider	Out of Home Placement	01/04/2018	\$264.00	P
40180037	OHP Care Provider	Out of Home Placement	01/04/2018	\$100.00	P
40180038	OHP Care Provider	Out of Home Placement	01/04/2018	\$478.00	P
40180039	OHP Care Provider	Out of Home Placement	01/04/2018	\$512.00	P
40180040	OHP Care Provider	Out of Home Placement	01/04/2018	\$255.64	P
40180041	OHP Care Provider	Out of Home Placement	01/04/2018	\$478.00	P
40180042	OHP Care Provider	Out of Home Placement	01/04/2018	\$499.00	P
40180043	OHP Care Provider	Out of Home Placement	01/04/2018	\$56.00	P
40180044	OHP Care Provider	Out of Home Placement	01/04/2018	\$100.00	P
40180045	OHP Care Provider	Out of Home Placement	01/04/2018	\$384.00	P
40180046	OHP Care Provider	Out of Home Placement	01/04/2018	\$32.00	P
40180047	OHP Care Provider	Out of Home Placement	01/04/2018	\$140.00	P
40180048	OHP Care Provider	Out of Home Placement	01/04/2018	\$229.00	P
40180049	OHP Care Provider	Out of Home Placement	01/04/2018	\$384.00	P
40180050	OHP Care Provider	Out of Home Placement	01/04/2018	\$32.00	P
40180051	OHP Care Provider	Out of Home Placement	01/04/2018	\$231.00	P
40180052	OHP Care Provider	Out of Home Placement	01/04/2018	\$32.00	P
40180053	OHP Care Provider	Out of Home Placement	01/04/2018	\$384.00	P
40180054	OHP Care Provider	Out of Home Placement	01/04/2018	\$41.29	P
40180055	OHP Care Provider	Out of Home Placement	01/04/2018	\$16.13	P
40180056	OHP Care Provider	Out of Home Placement	01/04/2018	\$100.00	P
40180057	OHP Care Provider	Out of Home Placement	01/04/2018	\$256.00	P
40180058	OHP Care Provider	Out of Home Placement	01/04/2018	\$100.00	P
40180059	OHP Care Provider	Out of Home Placement	01/04/2018	\$256.00	P
40180060	OHP Care Provider	Out of Home Placement	01/04/2018	\$420.00	P
40180061	OHP Care Provider	Out of Home Placement	01/04/2018	\$300.00	P
40180062	OHP Care Provider	Out of Home Placement	01/04/2018	\$64.00	P
40180063	OHP Care Provider	Out of Home Placement	01/04/2018	\$384.00	P
40180064	OHP Care Provider	Out of Home Placement	01/04/2018	\$16.00	P
40180065	OHP Care Provider	Out of Home Placement	01/04/2018	\$100.00	P
40180066	OHP Care Provider	Out of Home Placement	01/04/2018	\$384.00	P
40180067	OHP Care Provider	Out of Home Placement	01/04/2018	\$238.00	P
40180068	OHP Care Provider	Out of Home Placement	01/04/2018	\$238.00	P
40180069	OHP Care Provider	Out of Home Placement	01/04/2018	\$238.00	P
40180070	OHP Care Provider	Out of Home Placement	01/04/2018	\$384.00	P
40180071	OHP Care Provider	Out of Home Placement	01/04/2018	\$100.00	P
40180072	OHP Care Provider	Out of Home Placement	01/04/2018	\$100.00	P
40180073	OHP Care Provider	Out of Home Placement	01/04/2018	\$384.00	P
40180074	OHP Care Provider	Out of Home Placement	01/04/2018	\$32.00	P

HUMAN SERVICES - JANUARY 2018

40180001 - 40180282 40176618 - 40176928

Voucher	Vendor Name	Nature of Claim	Doc Date	Amount	Paid
40180075	OHP Care Provider	Out of Home Placement	01/04/2018	\$10,904.56	P
40180076	OHP Care Provider	Out of Home Placement	01/04/2018	\$30.19	P
40180077	OHP Care Provider	Out of Home Placement	01/04/2018	\$161.03	P
40180078	OHP Care Provider	Out of Home Placement	01/04/2018	\$11,258.89	P
40180079	OHP Care Provider	Out of Home Placement	01/04/2018	\$547.00	P
40180080	OHP Care Provider	Out of Home Placement	01/04/2018	\$272.00	P
40180081	OHP Care Provider	Out of Home Placement	01/04/2018	\$950.00	P
40180082	OHP Care Provider	Out of Home Placement	01/04/2018	\$478.00	P
40180083	OHP Care Provider	Out of Home Placement	01/04/2018	\$11,257.03	P
40180084	OHP Care Provider	Out of Home Placement	01/04/2018	\$472.00	P
40180085	OHP Care Provider	Out of Home Placement	01/04/2018	\$499.00	P
40180086	OHP Care Provider	Out of Home Placement	01/04/2018	\$1,000.00	P
40180087	OHP Care Provider	Out of Home Placement	01/04/2018	\$99.10	P
40180088	OHP Care Provider	Out of Home Placement	01/04/2018	\$101.16	P
40180089	OHP Care Provider	Out of Home Placement	01/04/2018	\$238.00	P
40180090	OHP Care Provider	Out of Home Placement	01/04/2018	\$6,242.16	P
40180091	OHP Care Provider	Out of Home Placement	01/04/2018	\$384.00	P
40180092	OHP Care Provider	Out of Home Placement	01/04/2018	\$64.00	P
40180093	OHP Care Provider	Out of Home Placement	01/04/2018	\$100.00	P
40180094	OHP Care Provider	Out of Home Placement	01/04/2018	\$384.00	P
40180095	OHP Care Provider	Out of Home Placement	01/04/2018	\$72.00	P
40180096	OHP Care Provider	Out of Home Placement	01/04/2018	\$384.00	P
40180097	OHP Care Provider	Out of Home Placement	01/04/2018	\$100.00	P
40180098	OHP Care Provider	Out of Home Placement	01/04/2018	\$72.00	P
40180099	OHP Care Provider	Out of Home Placement	01/04/2018	\$6,138.00	P
40180100	OHP Care Provider	Out of Home Placement	01/04/2018	\$499.00	P
40180101	OHP Care Provider	Out of Home Placement	01/04/2018	\$700.00	P
40180102	OHP Care Provider	Out of Home Placement	01/04/2018	\$552.00	P
40180103	OHP Care Provider	Out of Home Placement	01/04/2018	\$6,448.00	P
40180104	OHP Care Provider	Out of Home Placement	01/04/2018	\$384.00	P
40180105	OHP Care Provider	Out of Home Placement	01/04/2018	\$100.00	P
40180106	OHP Care Provider	Out of Home Placement	01/04/2018	\$420.00	P
40180107	OHP Care Provider	Out of Home Placement	01/04/2018	\$360.00	P
40180108	OHP Care Provider	Out of Home Placement	01/04/2018	\$100.00	P
40180109	OHP Care Provider	Out of Home Placement	01/04/2018	\$384.00	P
40180110	OHP Care Provider	Out of Home Placement	01/04/2018	\$102.46	P
40180111	OHP Care Provider	Out of Home Placement	01/04/2018	\$61.42	P
40180112	OHP Care Provider	Out of Home Placement	01/04/2018	\$238.00	P
40180113	OHP Care Provider	Out of Home Placement	01/04/2018	\$238.00	P
40180114	OHP Care Provider	Out of Home Placement	01/04/2018	\$750.19	P
40180115	OHP Care Provider	Out of Home Placement	01/04/2018	\$265.81	P
40180116	OHP Care Provider	Out of Home Placement	01/04/2018	\$499.00	P
40180117	OHP Care Provider	Out of Home Placement	01/04/2018	\$200.00	P
40180118	OHP Care Provider	Out of Home Placement	01/04/2018	\$104.00	P

HUMAN SERVICES - JANUARY 2018

40180001 - 40180282 40176618 - 40176928

Voucher	Vendor Name	Nature of Claim	Doc Date	Amount	Paid
40180119	OHP Care Provider	Out of Home Placement	01/04/2018	\$420.00	P
40180120	OHP Care Provider	Out of Home Placement	01/04/2018	\$208.00	P
40180121	OHP Care Provider	Out of Home Placement	01/04/2018	\$420.00	P
40180122	OHP Care Provider	Out of Home Placement	01/04/2018	\$872.00	P
40180123	OHP Care Provider	Out of Home Placement	01/04/2018	\$6,448.00	P
40180124	OHP Care Provider	Out of Home Placement	01/04/2018	\$150.00	P
40180125	OHP Care Provider	Out of Home Placement	01/04/2018	\$80.00	P
40180126	OHP Care Provider	Out of Home Placement	01/04/2018	\$499.00	P
40180127	OHP Care Provider	Out of Home Placement	01/04/2018	\$100.00	P
40180128	OHP Care Provider	Out of Home Placement	01/04/2018	\$64.00	P
40180129	OHP Care Provider	Out of Home Placement	01/04/2018	\$384.00	P
40180130	OHP Care Provider	Out of Home Placement	01/04/2018	\$238.00	P
40180131	OHP Care Provider	Out of Home Placement	01/04/2018	\$384.00	P
40180132	OHP Care Provider	Out of Home Placement	01/04/2018	\$100.00	P
40180133	OHP Care Provider	Out of Home Placement	01/04/2018	\$40.00	P
40180134	OHP Care Provider	Out of Home Placement	01/04/2018	\$238.00	P
40180135	OHP Care Provider	Out of Home Placement	01/04/2018	\$238.00	P
40180136	OHP Care Provider	Out of Home Placement	01/04/2018	\$80.00	P
40180137	OHP Care Provider	Out of Home Placement	01/04/2018	\$384.00	P
40180138	OHP Care Provider	Out of Home Placement	01/04/2018	\$100.00	P
40180139	OHP Care Provider	Out of Home Placement	01/04/2018	\$112.00	P
40180140	OHP Care Provider	Out of Home Placement	01/04/2018	\$100.00	P
40180141	OHP Care Provider	Out of Home Placement	01/04/2018	\$384.00	P
40180142	OHP Care Provider	Out of Home Placement	01/04/2018	\$384.00	P
40180143	OHP Care Provider	Out of Home Placement	01/04/2018	\$32.00	P
40180144	OHP Care Provider	Out of Home Placement	01/04/2018	\$100.00	P
40180145	OHP Care Provider	Out of Home Placement	01/04/2018	\$100.00	P
40180146	OHP Care Provider	Out of Home Placement	01/04/2018	\$32.00	P
40180147	OHP Care Provider	Out of Home Placement	01/04/2018	\$384.00	P
40180148	OHP Care Provider	Out of Home Placement	01/04/2018	\$200.00	P
40180149	OHP Care Provider	Out of Home Placement	01/04/2018	\$32.00	P
40180150	OHP Care Provider	Out of Home Placement	01/04/2018	\$384.00	P
40180151	OHP Care Provider	Out of Home Placement	01/04/2018	\$238.00	P
40180152	OHP Care Provider	Out of Home Placement	01/04/2018	\$238.00	P
40180153	OHP Care Provider	Out of Home Placement	01/04/2018	\$238.00	P
40180154	OHP Care Provider	Out of Home Placement	01/04/2018	\$420.00	P
40180155	OHP Care Provider	Out of Home Placement	01/04/2018	\$100.00	P
40180156	OHP Care Provider	Out of Home Placement	01/04/2018	\$240.00	P
40180157	OHP Care Provider	Out of Home Placement	01/04/2018	\$11,748.07	P
40180158	OHP Care Provider	Out of Home Placement	01/04/2018	\$238.00	P
40180159	OHP Care Provider	Out of Home Placement	01/04/2018	\$238.00	P
40180160	OHP Care Provider	Out of Home Placement	01/04/2018	\$238.00	P
40180161	OHP Care Provider	Out of Home Placement	01/04/2018	\$384.00	P
40180162	OHP Care Provider	Out of Home Placement	01/04/2018	\$64.00	P

HUMAN SERVICES - JANUARY 2018

40180001 - 40180282 40176618 - 40176928

Voucher	Vendor Name	Nature of Claim	Doc Date	Amount	Paid
40180163	OHP Care Provider	Out of Home Placement	01/04/2018	\$60.00	P
40180164	OHP Care Provider	Out of Home Placement	01/04/2018	\$6,448.00	P
40180165	OHP Care Provider	Out of Home Placement	01/04/2018	\$384.00	P
40180166	OHP Care Provider	Out of Home Placement	01/04/2018	\$384.00	P
40180167	OHP Care Provider	Out of Home Placement	01/04/2018	\$6,138.00	P
40180168	OHP Care Provider	Out of Home Placement	01/04/2018	\$384.00	P
40180169	OHP Care Provider	Out of Home Placement	01/04/2018	\$48.00	P
40180170	OHP Care Provider	Out of Home Placement	01/04/2018	\$69.68	P
40180171	OHP Care Provider	Out of Home Placement	01/04/2018	\$121.94	P
40180172	OHP Care Provider	Out of Home Placement	01/04/2018	\$440.00	P
40180173	OHP Care Provider	Out of Home Placement	01/04/2018	\$384.00	P
40180174	OHP Care Provider	Out of Home Placement	01/04/2018	\$312.00	P
40180175	OHP Care Provider	Out of Home Placement	01/04/2018	\$478.00	P
40180176	OHP Care Provider	Out of Home Placement	01/04/2018	\$515.00	P
40180177	OHP Care Provider	Out of Home Placement	01/04/2018	\$436.00	P
40180178	OHP Care Provider	Out of Home Placement	01/04/2018	\$510.00	P
40180179	OHP Care Provider	Out of Home Placement	01/04/2018	\$50.00	P
40180180	OHP Care Provider	Out of Home Placement	01/04/2018	\$232.00	P
40180181	OHP Care Provider	Out of Home Placement	01/04/2018	\$420.00	P
40180182	OHP Care Provider	Out of Home Placement	01/04/2018	\$420.00	P
40180183	OHP Care Provider	Out of Home Placement	01/04/2018	\$876.00	P
40180184	OHP Care Provider	Out of Home Placement	01/04/2018	\$520.00	P
40180185	OHP Care Provider	Out of Home Placement	01/04/2018	\$783.00	P
40180186	OHP Care Provider	Out of Home Placement	01/04/2018	\$48.00	P
40180187	OHP Care Provider	Out of Home Placement	01/04/2018	\$384.00	P
40180188	OHP Care Provider	Out of Home Placement	01/04/2018	\$269.00	P
40180189	OHP Care Provider	Out of Home Placement	01/04/2018	\$732.00	P
40180190	OHP Care Provider	Out of Home Placement	01/04/2018	\$499.00	P
40180191	OHP Care Provider	Out of Home Placement	01/04/2018	\$15,491.01	P
40180192	OHP Care Provider	Out of Home Placement	01/04/2018	\$238.00	P
40180193	OHP Care Provider	Out of Home Placement	01/04/2018	\$238.00	P
40180194	OHP Care Provider	Out of Home Placement	01/04/2018	\$594.00	P
40180195	OHP Care Provider	Out of Home Placement	01/04/2018	\$520.00	P
40180196	OHP Care Provider	Out of Home Placement	01/04/2018	\$568.00	P
40180197	OHP Care Provider	Out of Home Placement	01/04/2018	\$568.00	P
40180198	OHP Care Provider	Out of Home Placement	01/04/2018	\$544.00	P
40180199	OHP Care Provider	Out of Home Placement	01/04/2018	\$238.00	P
40180200	OHP Care Provider	Out of Home Placement	01/04/2018	\$238.00	P
40180201	OHP Care Provider	Out of Home Placement	01/04/2018	\$627.00	P
40180202	OHP Care Provider	Out of Home Placement	01/04/2018	\$238.00	P
40180203	OHP Care Provider	Out of Home Placement	01/04/2018	\$6,448.00	P
40180204	OHP Care Provider	Out of Home Placement	01/04/2018	\$499.00	P
40180205	OHP Care Provider	Out of Home Placement	01/04/2018	\$100.00	P
40180206	OHP Care Provider	Out of Home Placement	01/04/2018	\$96.00	P

HUMAN SERVICES - JANUARY 2018

40180001 - 40180282 40176618 - 40176928

Voucher	Vendor Name	Nature of Claim	Doc Date	Amount	Paid
40180207	OHP Care Provider	Out of Home Placement	01/04/2018	\$238.00	P
40180208	OHP Care Provider	Out of Home Placement	01/04/2018	\$238.00	P
40180209	OHP Care Provider	Out of Home Placement	01/04/2018	\$238.00	P
40180210	OHP Care Provider	Out of Home Placement	01/04/2018	\$96.00	P
40180211	OHP Care Provider	Out of Home Placement	01/04/2018	\$384.00	P
40180212	OHP Care Provider	Out of Home Placement	01/04/2018	\$100.00	P
40180213	OHP Care Provider	Out of Home Placement	01/04/2018	\$16,244.00	P
40180214	OHP Care Provider	Out of Home Placement	01/04/2018	\$238.00	P
40180215	OHP Care Provider	Out of Home Placement	01/04/2018	\$238.00	P
40180216	OHP Care Provider	Out of Home Placement	01/04/2018	\$238.00	P
40180217	OHP Care Provider	Out of Home Placement	01/04/2018	\$238.00	P
40180218	OHP Care Provider	Out of Home Placement	01/04/2018	\$238.00	P
40180219	OHP Care Provider	Out of Home Placement	01/04/2018	\$238.00	P
40180220	OHP Care Provider	Out of Home Placement	01/04/2018	\$238.00	P
40180221	OHP Care Provider	Out of Home Placement	01/04/2018	\$238.00	P
40180222	OHP Care Provider	Out of Home Placement	01/04/2018	\$238.00	P
40180223	OHP Care Provider	Out of Home Placement	01/04/2018	\$238.00	P
40180224	OHP Care Provider	Out of Home Placement	01/04/2018	\$238.00	P
40180225	OHP Care Provider	Out of Home Placement	01/04/2018	\$238.00	P
40180226	OHP Care Provider	Out of Home Placement	01/04/2018	\$238.00	P
40180227	OHP Care Provider	Out of Home Placement	01/04/2018	\$238.00	P
40180228	OHP Care Provider	Out of Home Placement	01/04/2018	\$238.00	P
40180229	OHP Care Provider	Out of Home Placement	01/04/2018	\$238.00	P
40180230	OHP Care Provider	Out of Home Placement	01/04/2018	\$238.00	P
40180231	OHP Care Provider	Out of Home Placement	01/04/2018	\$238.00	P
40180232	OHP Care Provider	Out of Home Placement	01/04/2018	\$238.00	P
40180233	OHP Care Provider	Out of Home Placement	01/04/2018	\$226.00	P
40180234	OHP Care Provider	Out of Home Placement	01/04/2018	\$226.00	P
40180235	OHP Care Provider	Out of Home Placement	01/04/2018	\$238.00	P
40180236	OHP Care Provider	Out of Home Placement	01/04/2018	\$226.00	P
40180237	OHP Care Provider	Out of Home Placement	01/04/2018	\$375.00	P
40180238	OHP Care Provider	Out of Home Placement	01/04/2018	\$407.00	P
40180239	OHP Care Provider	Out of Home Placement	01/04/2018	\$238.00	P
40180240	OHP Care Provider	Out of Home Placement	01/04/2018	\$238.00	P
40180241	OHP Care Provider	Out of Home Placement	01/04/2018	\$238.00	P
40180242	OHP Care Provider	Out of Home Placement	01/04/2018	\$238.00	P
40180243	OHP Care Provider	Out of Home Placement	01/04/2018	\$238.00	P
40180244	OHP Care Provider	Out of Home Placement	01/04/2018	\$238.00	P
40180245	OHP Care Provider	Out of Home Placement	01/04/2018	\$238.00	P
40180246	OHP Care Provider	Out of Home Placement	01/04/2018	\$238.00	P
40180247	OHP Care Provider	Out of Home Placement	01/04/2018	\$238.00	P
40180248	OHP Care Provider	Out of Home Placement	01/04/2018	\$238.00	P
40180249	OHP Care Provider	Out of Home Placement	01/04/2018	\$238.00	P
40180250	OHP Care Provider	Out of Home Placement	01/04/2018	\$238.00	P

HUMAN SERVICES - JANUARY 2018

40180001 - 40180282 40176618 - 40176928

Voucher	Vendor Name	Nature of Claim	Doc Date	Amount	Paid
40180251	OHP Care Provider	Out of Home Placement	01/04/2018	\$238.00	P
40180252	OHP Care Provider	Out of Home Placement	01/04/2018	\$238.00	P
40180253	OHP Care Provider	Out of Home Placement	01/04/2018	\$238.00	P
40180254	OHP Care Provider	Out of Home Placement	01/04/2018	\$238.00	P
40180255	OHP Care Provider	Out of Home Placement	01/04/2018	\$238.00	P
40180256	OHP Care Provider	Out of Home Placement	01/04/2018	\$238.00	P
40180257	OHP Care Provider	Out of Home Placement	01/04/2018	\$238.00	P
40180258	OHP Care Provider	Out of Home Placement	01/04/2018	\$238.00	P
40180259	OHP Care Provider	Out of Home Placement	01/04/2018	\$238.00	P
40180260	OHP Care Provider	Out of Home Placement	01/04/2018	\$238.00	P
40180261	OHP Care Provider	Out of Home Placement	01/04/2018	\$238.00	P
40180262	OHP Care Provider	Out of Home Placement	01/04/2018	\$238.00	P
40180263	OHP Care Provider	Out of Home Placement	01/04/2018	\$238.00	P
40180264	OHP Care Provider	Out of Home Placement	01/04/2018	\$238.00	P
40180265	OHP Care Provider	Out of Home Placement	01/04/2018	\$238.00	P
40180266	OHP Care Provider	Out of Home Placement	01/04/2018	\$238.00	P
40180267	OHP Care Provider	Out of Home Placement	01/04/2018	\$238.00	P
40180268	OHP Care Provider	Out of Home Placement	01/04/2018	\$238.00	P
40180269	OHP Care Provider	Out of Home Placement	01/04/2018	\$238.00	P
40180270	KWIK TRIP INC	FSET-JAN. 2018 GAS CARD ORDER	01/09/2018	\$38,009.60	P
40180271	NTC CAMPUS STORE	FSET APPROVED-EDUCATION BOOKS	01/05/2018	\$130.21	P
40180272		VEHICLE PURCHASE	01/05/2018	\$1,800.00	P
40180273	CUMMBERLAND CO REGISTER OF DEEDS	BIRTH CERTIFICARE REQUEST	12/22/2017	\$10.00	P
40180274	MARSHFIELD PUBLIC TRANSPORT	CLIENT TRANSPORTATION	01/03/2018	\$85.50	P
40180275	MID-STATE TECHNICAL COLLEGE	ETV MATCH FUNDS FOR DCF	01/03/2018	\$153.21	P
40180276	MILOCH KATRINA L	EE REIMBURSEMENT-JAN 2018	01/04/2018	\$14.56	P
40180277	PEARSON VUE	FSET APPROVED-CNA SKILLS TEST	01/08/2018	(Voided)	P
40180278	POSTMASTER - WISCONSIN RAPIDS	POSTAGE-WHEAP	01/03/2018	\$490.00	P
40180279	REGISTRATION FEE TRUST	FSET JOB RETENTION	01/05/2018	\$49.00	P
40180280	ROSHOLT LION'S CAMP	STAFF FEES	01/05/2018	\$104.00	P
40180281	UW MILWAUKEE CHILD WELFARE PARTNERSHIP	CST TRAINING	01/03/2018	\$25.00	P
40180282	WAL-MART	GIFT CARD TO WALMART/GROCERIES	01/09/2018	\$150.00	P
Grand Total:				\$1,519,790.62	

Signatures

Committee Chair:

Committee Member:

Committee Member:

Committee Member:

Committee Member:

Committee Member:

Committee Member:

Committee Member:

Committee Member:

Committee Report

County of Wood

Report of claims for: NORWOOD HEALTH CENTER

For the period of: JANUARY 2018

For the range of vouchers: 20170617 - 20170682 20180001 - 20180006 0170656 - 0170656

Voucher	Vendor Name	Nature of Claim	Doc Date	Amount	Paid
0170656	GENERAL PARTS	C/I-NEW DISH MACHINE PARTS	12/19/2017	\$1,135.02	P
20170617	BALTUS OIL COMPANY	VEHICLE FUEL	11/30/2017	\$521.51	P
20170618	DELTA LOCUM TENENS LLC	DR. EL-AWADY-11/13/17-11/26/17	11/26/2017	\$36,579.19	P
20170619	DELTA LOCUM TENENS LLC	DR. EL-AWADY-11/27/17-12/3/17	12/03/2017	\$17,715.04	P
20170620	FESTIVAL FOODS	DIETARY FOOD	11/30/2017	\$312.29	P
20170621	GRAINGER (Norwood)	BUILDING REPAIR	11/15/2017	\$172.96	P
20170622	GREENFIELD REHABILITATION AGENCY INC	OT/PT/SPEECH THERAPIES-11/2017	11/30/2017	\$17,366.70	P
20170623	HOTEL MARSHFIELD	DR. EL-AWADY-NOV. HOTEL STAY	12/11/2017	\$2,850.00	P
20170624	JACKSON PHYSICIAN SEARCH LLC	PLACEMENT FEE FOR DR. MELNYK	11/13/2017	\$15,000.00	P
20170625	MCKESSON MEDICAL	NURSING SUPPLIES/DIETARY SPLS	11/13/2017	\$3,044.41	P
20170626	OMNICARE INC	PATIENT MEDICATIONS	11/30/2017	\$7,754.39	P
20170627	ADVANCED DISPOSAL	TRASH SERVICE FOR NOV. 2017	11/30/2017	\$519.37	P
20170628	BRANDL I INC	SNOW REMOVAL-NOV.2017	12/01/2017	\$341.00	P
20170629	WE ENERGIES	NATURAL GAS SERVICE-NOV.2017	12/05/2017	\$7,901.04	P
20170630	BRIGGS CORPORATION	FORMS	12/05/2017	\$74.03	P
20170631	CHEMSEARCH	CHEMICAL FOR BOILER TREATMENT	11/30/2017	\$131.25	P
20170632	EXPERIAN HEALTH INC	BILLING INFORMATION FEES-NOV	11/30/2017	\$149.21	P
20170633	HOTEL MARSHFIELD	DR.WL-AWADY HOTEL STAY-DEC	12/11/2017	\$393.74	P
20170634	HUMAN SERVICE CENTER	REFUND ON OVER PAYMENT-HSC	12/05/2017	\$4,345.00	P
20170635	NORTHWEST RESPIRATORY SERVICES	NURSING SUPPLIES	12/04/2017	\$185.00	P
20170636	PER MAR SECURITY SERVICES	SECURITY MONITORING-YRLY FEE	11/08/2017	\$1,669.92	P
20170637	MARSHFIELD LABORATORIES	LAB TEST ORDERED-NOV.2017	11/30/2017	\$49.60	P
20170638	DISH NETWORK	SATELITE TV SERVICE-ALL UNITS	12/04/2017	\$131.99	P
20170639	HEALTH CARE LOGISTICS INC	NURSING SUPPLIES	12/06/2017	\$80.84	P
20170640	WI DEPT OF HEALTH & SOC SERV	ASSESSMENT FEE-MONTHLY-DEC	12/06/2017	\$4,080.00	P
20170641	JACKSON PHYSICIAN SEARCH LLC	NOV. PSYCHIATRIST SEARCH FEE	11/30/2017	\$2,500.00	P
20170642	MARSHFIELD CLINIC	PROFESSIONAL SERVICES-NOV'17	11/30/2017	\$16,282.79	P
20170643	FIRE & SAFETY EQUIPMENT	FIRE EXTINGUISHER SERVICE	12/07/2017	\$182.40	P
20170644	FIRE & SAFETY EQUIPMENT	FIRE EXTNGSHR INSPECTION/REPR	12/07/2017	\$149.70	P
20170645	MATRIXCARE SDS-12-2905	MATRIXCARE MONTLY FEE-DEC	12/07/2017	\$1,063.65	P
20170646	S & S WORLDWIDE	ACTIVITY SUPPLIES-ADMISSIONS	12/07/2017	\$78.95	P
20170647	NATIONAL GOVERNMENT SERVICES LLC	REFUND-2015 COST REPORT REVIEW	12/21/2017	\$119.00	P
20170648	CITY OF MARSHFIELD	LAB ANALYSIS-NOVEMBER 2017	12/18/2017	\$47.00	P
20170649	MASANZ ELIZABETH	MILEAGE REIMBURSEMENT-L.M.	11/30/2017	\$451.11	P

NORWOOD HEALTH CENTER - JANUARY
2018

0170656 - 0170656

20180001 - 20180006

20170617 - 20170682

Voucher	Vendor Name	Nature of Claim	Doc Date	Amount	Paid
20170650	MID-STATE TECHNICAL COLLEGE	CPR TRAINING	12/08/2017	\$300.00	P
20170651	SHRED-IT	CONFIDENTIAL SHREDDING-NOV.'17	12/22/2017	\$128.50	P
20170652	APOLLO CORPORATION	TUB CHEMICALS	12/19/2017	\$539.00	P
20170653	BOE BAILEY	MILEAGE REIMBURSEMENT-B.B.	12/26/2017	\$40.66	P
20170654	DAKOTA SUPPLY GROUP	LED BULBS	12/20/2017	\$425.04	P
20170655	GAPPA SECURITY SOLUTIONS	MAINTENANCE SUPPLIES-KEYS	12/20/2017	\$400.00	P
20170656	FRONTIER COMMUNICATIONS	UTILITY EXPENSE-PHONE/FAX	12/16/2017	\$247.54	P
20170657	ROSE BOWL	BOWLING ACTIVITY-TBI PATIENT	12/19/2017	\$6.00	P
20170658	S & S WORLDWIDE	ACTIVITIES FOR CR PATIENTS	12/19/2017	\$54.58	P
20170659	ADVANCE AUTO PARTS	VEHICLE SUPPLIES	12/14/2017	\$23.99	P
20170660	BALTUS OIL COMPANY	VEHICLE FUEL-DEC.2017	12/31/2017	\$512.39	P
20170661	BRANDL I INC	SNOW REMOVAL-DEC. 2017	01/01/2018	\$1,661.50	P
20170662	BRUCE JORDON	EE MILEAGE REIMBURSEMENT	01/05/2018	\$85.39	P
20170663	BUSHMAN DAIRY DISTRIBUTORS INC	DIETARY & CONGREGATE FOOD	12/31/2017	\$3,742.40	P
20170664	FESTIVAL FOODS	DIETARY FOOD	12/31/2017	\$525.27	P
20170665	GRAINGER (Norwood)	C/I-DISHWASHER & BUILDING REPR	12/14/2017	\$66.51	P
20170666	GRAYKOWSKI'S DISTRIBUTING	CONGREGATE FOOD	12/28/2017	\$1,769.12	P
20170667	GREENFIELD REHABILITATION AGENCY INC	OT/PT/SPEECH THERAPIES-DEC'17	12/31/2017	\$20,049.25	P
20170668	HOLIDAY INN	HOTEL STAY-DR. REIMERS	12/13/2017	\$656.00	P
20170669	LB MEDWASTE INC	MEDICAL WASTE PICK-UP-DEC.2017	12/22/2017	\$184.13	P
20170670	MARSHFIELD LABORATORIES	LAB TESTS ORDERED-DEC. 2017	12/31/2017	\$83.75	P
20170671	MARSHFIELD UTILITIES	WATER/SEWER/ELECT-DEC.2017	12/29/2017	\$11,604.48	P
20170672	MARTIN BROS DISTRIBUTING CO INC	DIETARY & CONGREGATE FOOD/SUP	12/31/2017	\$33,897.90	P
20170673	MCKESSON MEDICAL	NURSING & DIETARY SUPPLES	12/31/2017	\$1,668.35	P
20170674	MEDPARTNERS LOCUM TENENS, INC	DR. WHITE-12/16/17-12/17/17	12/17/2017	\$5,440.00	P
20170675	MEDPARTNERS LOCUM TENENS, INC	DR. WHITE-12/23/17-12/24/17	12/24/2017	\$5,080.00	P
20170676	MENARDS-MARSHFIELD	C/I-MAINT.&GROUNDS SUPPLIES	12/31/2017	\$431.11	P
20170677	NASSCO	HOUSEKEEPING SUPPLIES	12/12/2017	\$851.37	P
20170678	PAN-O-GOLD BAKING CO	DIETARY & CONGREGATE FOOD	12/30/2017	\$1,366.14	P
20170679	REIGEL PLUMBING & HEATING	SEWER LINE CLEANOUT	12/12/2017	\$199.49	P
20170680	REIMERS DR KAREN	DR. REIMERS-12/4/17-12/11-17	12/19/2017	\$18,389.00	P
20170681	SOUTH CAR WASH	CONGREGATE VAN CAR WASH	12/20/2017	\$4.27	P
20170682	WI DEPT OF JUSTICE	BACKGROUND CHECKS-DEC.2017	12/31/2017	\$40.00	P
20180001	BSG MAINTENANCE INC	HSKPG/LAUNDRY CNTRCT-JAN'17	12/25/2017	\$12,442.32	P
20180002	RESERVE ACCOUNT	REPLENISH POSTAGE MACHINE 2018	01/03/2018	\$1,000.00	P
20180003	EXPERIAN HEALTH INC	BILLING INFORMATION FEES-01/18	12/31/2017	\$151.31	P
20180004	MACCI	MACCI MEMBERSHIP FOR 2018	12/22/2017	\$192.00	P
20180005	PITNEY BOWES	MAIL EQUIP. QRTLY LEASE	12/31/2017	\$172.44	P
20180006	WI DEPT OF HEALTH & SOC SERV	CR & TBI ASSESSMENT FEES-JAN18	01/01/2018	\$4,080.00	P

Grand Total:**\$271,889.30**

NORWOOD HEALTH CENTER - JANUARY
2018

0170656 - 0170656

20180001 - 20180006

20170617 - 20170682

Signatures

Committee Chair:

Committee Member:

Committee Member:

Committee Member:

Committee Member:

Committee Member:

Committee Member:

Committee Member:

Committee Member:

Agenda Item 4c - Consent Veterans Department Vouchers

Committee Report

County of Wood

Report of claims for: 31-Veterans Service

For the period of: Dec-Jan

For the range of vouchers: 31170053 - 31170053 31170057 - 31170058 31180001 - 31180001

Voucher	Vendor Name	Nature of Claim	Doc Date	Amount	Paid
31170053	NACVSO	NACVSO Membership	11/20/2017	\$90.00	P
31170057	LARSON ROCK		01/12/2018	\$66.04	
31170058	APPLE AWARDS	Ben's Name plate	01/12/2018	\$12.50	
31180001	WOODTRUST BANK NA	Postage for Marshfield	01/04/2018	\$100.00	P
Grand Total:				\$268.54	

Signatures

Committee Chair:

Committee Member:

Committee Member:

Committee Member:

Committee Member:

Committee Member:

Committee Member:

Committee Member:

Committee Member:

1. Please refer to statement on page two for exact breakdown of budget verses actual.
2. Overall the Veterans Department will come in under budget for 2017. Details of each function are:
 - a. Veterans Relief (Veterans Service Commission).
 - i. Approved budget (as amended) \$8,161.00 Actual Expense \$7,189.65
 - ii. To be returned to non-lapsing fund account \$2881.35.
 1. Unused Budget \$971.35
 2. Payments on loans \$1910.00
 - b. Veteran Service Office.
 - i. Approved Budget \$314,248.00 Actual Expenses \$299,410.14
 - ii. Estimated return to General Fund \$14,837.86 possible additional of \$4790 after journal adjustments to account for grant expenditures.
 - c. Care of Veterans Graves.
 - i. Approved Budget \$2865.00 Actual Expenses \$2860.93
 - ii. Return to general Fund \$4.07
 - d. Wisconsin Department of Veterans Affairs (WDVA) Grants to Counties.
 - i. Approved Budget \$11,500.00 Actual Expenses to date \$5940.02
 - ii. Revenue received to date \$7431.15 Additional due/expected \$4,068.85.
 - iii. Journal entries and talks with Finance Department are in progress to transfer expenditures between Veteran Service Office and WDVA Grants Functions.

County of Wood
Veterans Services
For the Thirteen Months Ending Sunday, December 31, 2017

	Actual	Budget	Variance	Variance %
Veterans Services:	(40.00)	0.00	40.00	0.00%
101-3101-48500-000-000 Veteran's Relief Donations	(1,830.00)	0.00	1,830.00	0.00%
101-3101-48502-000-000 Veterans Loan Repayment	300.00	4,000.00	3,700.00	92.50%
101-3101-54710-000-101 Wages-Permanent-Veterans Relief	22.97	0.00	(22.97)	0.00%
101-3101-54710-000-120 FICA-Veterans Relief	16.05	411.00	394.95	96.09%
101-3101-54710-000-331 Veterans Relief Meetings & Travel	6,850.63	3,750.00	(3,100.63)	(82.68%)
101-3101-54710-000-710 Veterans Relief Grants & Loans	134,250.55	148,850.00	14,599.45	9.81%
101-3102-54720-000-101 Wages-Permanent-Veterans Service Officer	295.76	0.00	(295.76)	0.00%
101-3102-54720-000-119 General Fund- -Veterans Service Office- -Other Pay	9,604.56	11,387.00	1,782.44	15.65%
101-3102-54720-000-120 FICA-Veterans Service Officer	45,364.02	45,364.00	(0.02)	0.00%
101-3102-54720-000-130 Health Ins-Veterans Service Officer	2,630.79	2,977.00	346.21	11.63%
101-3102-54720-000-132 Veterans Service Officer Post Employment Benefits	139.53	0.00	(139.53)	0.00%
101-3102-54720-000-133 Vision Ins-Veterans Service Office	29.87	53.00	23.33	44.02%
101-3102-54720-000-140 Veterans Service Officer Life Insurance	9,130.87	10,122.00	991.13	9.79%
101-3102-54720-000-151 Veterans Service Officer Retirement	297.75	327.00	29.25	8.94%
101-3102-54720-000-160 Veterans Service Officer Workers Compensation	197.00	0.00	(197.00)	0.00%
101-3102-54720-000-214 Veterans Service Officer Prof Services-Printing	1,286.07	1,080.00	(206.07)	(19.08%)
101-3102-54720-000-221 Veterans Service Officer Telephone	4,386.00	0.00	(4,386.00)	0.00%
101-3102-54720-000-230 Veterans Service Officer PC Replacement	1,261.81	472.00	(789.81)	(167.33%)
101-3102-54720-000-311 Veterans Service Officer Office Supplies	557.94	1,109.00	551.06	49.69%
101-3102-54720-000-313 Veterans Service Officer Postage	120.00	290.00	170.00	58.62%
101-3102-54720-000-325 Veterans Service Officer Dues & Subscriptions	3,152.58	3,150.00	(2.58)	(0.08%)
101-3102-54720-000-331 Veterans Service Officer Meetings & Travel	1,156.00	1,156.00	0.00	0.00%
101-3102-54720-000-511 Veterans Service Officer Insurance-Liability	10,680.00	10,680.00	0.00	0.00%
101-3102-54720-000-531 Veterans Service Officer Interdepartment Rent	48,653.36	49,488.00	834.64	1.69%
101-3102-54720-001-101 Wages-Permanent-Veterans Service Officer-Mild	534.18	0.00	(534.18)	0.00%
101-3102-54720-001-119 Other Pay-Veterans Service Officer-Mild	3,753.90	3,788.00	32.10	0.85%
101-3102-54720-001-120 FICA-Veterans Service Officer-Mild	15,184.00	15,184.00	0.00	0.00%
101-3102-54720-001-130 Health Ins-Veterans Service Officer-Mild	926.42	980.00	63.58	6.42%
101-3102-54720-001-132 Veterans Service Officer-Mild OPEB	79.40	0.00	(79.40)	0.00%
101-3102-54720-001-133 Vision Ins-Veterans Service-Manager	3,342.79	3,365.00	22.21	0.66%
101-3102-54720-001-151 Veterans Service Officer-Mild Retirement	108.10	109.00	0.90	0.83%
101-3102-54720-001-160 Veterans Service Officer-Mild Workers Compensation	87.13	86.00	(1.13)	(1.31%)
101-3102-54720-001-311 Veterans Service Officer-Mild Office Supplies	2,199.96	2,200.00	0.04	0.00%
101-3102-54720-001-532 Veterans Service Officer-Mild Building Rent	2,860.93	2,865.00	4.07	0.14%
101-3104-54740-000-341 Care of Veterans Graves Operating Exp-VET-Care of	(7,431.15)	(11,500.00)	(4,068.85)	35.38%
101-3105-43667-000-000 WDDVA Grants Veterans	678.08	678.00	(0.08)	(0.01%)
101-3105-54750-000-130 Health Insurance-VA	90.00	200.00	110.00	55.00%
101-3105-54750-000-214 Veterans-WDDVA Grants -Prof Services	239.61	2,100.00	1,860.49	88.59%
101-3105-54750-000-219 Professional Services-WDDVA Grants Veterans	3,933.58	400.00	(3,533.58)	(883.40%)
101-3105-54750-000-331 Meetings/Travel-WDDVA Grants Veterans	553.85	1,000.00	446.15	44.62%
101-3105-54750-002-312 WDDVA Grants to Counties-Copy Expense	445.00	3,834.00	3,389.00	88.39%
101-3105-54750-003-324 WDDVA Grants to Counties-Ads Outreach	0.00	361.00	361.00	100.00%
101-3102-54720-001-221 Veterans Service Officer-Mild Telephone	0.00	312.00	312.00	100.00%
101-3102-54720-001-313 Veterans Service Officer-Mild Postage	0.00	1,350.00	1,350.00	100.00%
101-3102-54720-001-331 Veterans Service Officer-Mild Meetings & Travel	0.00	200.00	200.00	100.00%
101-3102-54720-002-331 Vet Svc Officer Grant-Meetings & Travel	0.00	(250.00)	(250.00)	100.00%
101-3103-48600-000-000 Vets Donations for Outreach & Grave Flags/holders	0.00	300.00	300.00	100.00%
101-3103-54730-000-324 Vets Donations for Office Advertising/Outreach	0.00	1,866.00	1,866.00	100.00%
101-3105-54750-000-101 Wages-WDDVA Grants Veterans	0.00	143.00	143.00	100.00%
101-3105-54750-000-120 FICA-WDDVA Grants Veterans	0.00	37.00	37.00	100.00%
101-3105-54750-000-132 OPEB-WDDVA Grants Veterans	0.00	1.00	1.00	100.00%
101-3105-54750-000-140 Life Insurance-WDDVA Grants Veterans	0.00	127.00	127.00	100.00%
101-3105-54750-000-151 Retirement-WDDVA Grants Veterans	0.00	4.00	4.00	100.00%
101-3105-54750-000-160 Workers Comp-WDDVA Grants Veterans	0.00	910.00	910.00	100.00%
101-3105-54750-000-230 PC Replacement-WDDVA Grants Veterans	306,099.59	325,324.00	19,224.41	5.91%

Total Veterans Services

CONSENT AGENDA - Health Department Quarterly Report

**Quarterly Financial Report to Health & Human Services Committee
Year-to-Date through December 31, 2017**

	<u>YTD Same Period</u>	<u>YTD Actual</u>	<u>Budget</u>
	<u>2016</u>	<u>2017</u>	<u>2017</u>
PUBLIC HEALTH			
<u>REVENUES:</u>			
State Grants-DOT, Car Seats, PHEP	\$71,433.25	\$75,147.06	\$67,843.00
Business & Occupational Licenses	\$176,014.97	\$184,220.77	\$170,000.00
Business & Occupational Licenses A/J		\$173,679.75	\$154,658.00
Public Charges	\$27,314.53	\$20,370.71	\$15,500.00
Adams Juneau MOU		\$15,506.00	\$40,360.00
Intergov't Charges-DNR (TNC, Air Quality), DH...	\$20,688.03	\$37,950.50	\$21,050.00
Local Dept Charges-Parks (Beach Testing)	\$3,298.00	\$3,398.00	\$3,298.00
Private Grants-Other	\$144,876.73	\$137,834.61	\$85,402.00
	<u>\$443,625.51</u>	<u>\$648,107.40</u>	<u>\$558,111.00</u>
<u>EXPENDITURES:</u>			
Salaries/Fringes	\$1,376,775.67	\$1,543,523.85	\$1,645,315.00
Agency Operations	\$173,025.73	\$209,878.87	\$207,627.00
Office/Clinic Supplies	\$12,857.08	\$33,514.84	\$23,194.00
Program Supplies (Grants)	\$128,559.48	\$130,879.94	\$81,341.00
	<u>\$1,691,217.96</u>	<u>\$1,917,797.50</u>	<u>\$1,957,477.00</u>
 TOTAL PUBLIC HEALTH	 <u>(\$1,247,592.45)</u>	 <u>(\$1,269,690.10)</u>	 <u>(\$1,399,366.00)</u>
 GRANT BUDGETS			
<u>REVENUES (WIC):</u>	<u>\$341,446.00</u>	<u>\$267,518.00</u>	<u>\$365,542.00</u>
<u>EXPENDITURES (WIC):</u>			
Salaries/Fringes	\$281,313.17	\$278,671.00	\$294,176.00
Agency Operations/Supplies	\$61,915.19	\$70,502.34	\$71,366.00
	<u>\$343,228.36</u>	<u>\$349,173.34</u>	<u>\$365,542.00</u>
 TOTAL WIC	 <u>(\$1,782.36)</u>	 <u>(\$81,655.34)</u>	 <u>\$0.00</u>
 <u>REVENUES (CONSOLIDATED CONTRACT):</u>	<u>\$70,876.00</u>	<u>\$72,394.00</u>	<u>\$69,879.00</u>
<u>EXPENDITURES (CONSOLIDATED CONTRA...</u>			
Salaries/Fringes	\$70,315.27	\$73,521.24	\$74,660.00
Agency Operations/Supplies	\$2,766.20	\$3,157.12	\$4,230.00
	<u>\$73,081.47</u>	<u>\$76,678.36</u>	<u>\$78,890.00</u>
 TOTAL CONSOLIDATED GRANT	 <u>(\$2,205.47)</u>	 <u>(\$4,284.36)</u>	 <u>(\$9,011.00)</u>
 <u>REVENUES (HEALTHY SMILES):</u>	<u>\$90,270.99</u>	<u>\$105,652.14</u>	<u>\$112,068.00</u>
<u>EXPENDITURES (HEALTHY SMILES):</u>			
Salaries/Fringes	\$73,404.91	\$99,377.37	\$104,729.00
Agency Operations/Supplies	\$15,991.08	\$24,209.22	\$23,324.00
	<u>\$89,395.99</u>	<u>\$123,586.59</u>	<u>\$128,053.00</u>
 TOTAL HEALTHY SMILES	 <u>\$875.00</u>	 <u>(\$17,934.45)</u>	 <u>(\$15,985.00)</u>

NOTE: Grant revenues may be greater and/or less than expenditures throughout the year.
By close of year, revenues will equal expenditures ... these are zero tax-levy budgets.

1/9/2018

County of Wood
DETAILED INCOME STATEMENT W/SUBTOTALS
Edgewater Haven Nursing Home
Thursday, November 30, 2017

	<u>Actual</u>	<u>Budget</u>	<u>Variance</u>	<u>Variance %</u>
REVENUES				
Taxes				
General Property Taxes	\$860,233.88	\$938,437.00	(\$78,203.12)	(8.33%)
Total Taxes	<u>860,233.88</u>	<u>938,437.00</u>	<u>(78,203.12)</u>	<u>(8.33%)</u>
Public Charges for Services				
Institutional Care-Private Pay	901,534.35	1,470,975.00	(569,440.65)	(38.71%)
Institutional Care-Other Pay	5,569.30	6,800.00	(1,230.70)	(18.10%)
Public Chgs- Medicare	1,360,457.65	1,470,253.00	(109,795.35)	(7.47%)
Public Chgs- Medicaid	1,959,131.56	2,096,346.00	(137,214.44)	(6.55%)
Public Chgs-Veterans EW	8,541.12	64,747.00	(56,205.88)	(86.81%)
Provision for Bad Debts-Edgewater	(11,000.00)	(12,000.00)	1,000.00	(8.33%)
Contractual Adjustment-Other	264.00		264.00	0.00%
Total Public Charges for Services	<u>4,224,497.98</u>	<u>5,097,121.00</u>	<u>(872,623.02)</u>	<u>(17.12%)</u>
Intergovernmental Charges for Services				
Intergovernmental Transfer Program Rev	294,500.00	589,760.00	(295,260.00)	(50.06%)
Total Charges to Other Governments	<u>294,500.00</u>	<u>589,760.00</u>	<u>(295,260.00)</u>	<u>(50.06%)</u>
Total Intergovernmental Charges for Services	<u>294,500.00</u>	<u>589,760.00</u>	<u>(295,260.00)</u>	<u>(50.06%)</u>
Miscellaneous				
Interest	138.78	200.00	(61.22)	(30.61%)
Gain/Loss-Sale of Property	3,288.29		3,288.29	0.00%
Occupational Therapy Misc Rev		100.00	(100.00)	(100.00%)
Donations	73,322.78		73,322.78	0.00%
Vending/Cafeteria Revenue	6,619.40	6,000.00	619.40	10.32%
Vending Machine Revenue	3,813.46	9,000.00	(5,186.54)	(57.63%)
Other Operating Income	2,374.11	2,600.00	(225.89)	(8.69%)
Total Miscellaneous	<u>89,556.82</u>	<u>17,900.00</u>	<u>71,656.82</u>	<u>400.32%</u>
TOTAL REVENUES	<u>5,468,788.68</u>	<u>6,643,218.00</u>	<u>(1,174,429.32)</u>	<u>(17.68%)</u>
EXPENDITURES				
Health and Human Services				
Edgewater-Nursing	3,601,258.47	4,199,014.00	597,755.53	14.24%
Edgewater-Housekeeping	130,804.91	155,400.00	24,595.09	15.83%
Edgewater-Dietary	606,695.69	796,159.00	189,463.31	23.80%
Edgewater-Laundry	126,769.27	146,073.00	19,303.73	13.22%
Edgewater-Maintenance	322,963.83	401,929.00	78,965.17	19.65%
Edgewater-Activities	147,190.66	181,959.00	34,768.34	19.11%
Edgewater-Social Services	123,528.50	140,152.00	16,623.50	11.86%
Edgewater-Administration	612,204.93	652,662.00	40,457.07	6.20%
Total Health and Human Services	<u>5,671,416.26</u>	<u>6,673,348.00</u>	<u>1,001,931.74</u>	<u>15.01%</u>
Capital Outlay				
Depreciation & Amortization	244,397.23		(244,397.23)	0.00%
Total Capital Outlay	<u>244,397.23</u>		<u>(244,397.23)</u>	<u>0.00%</u>
TOTAL EXPENDITURES	<u>5,915,813.49</u>	<u>6,673,348.00</u>	<u>757,534.51</u>	<u>11.35%</u>
NET INCOME (LOSS) *	<u>(447,024.81)</u>	<u>(30,130.00)</u>	<u>(416,894.81)</u>	<u>1,383.65</u>

1/9/2018

County of Wood
BALANCE SHEET SUMMARY
Edgewater Haven Nursing Home
Thursday, November 30, 2017

		<u>2017</u>	<u>2016</u>
	ASSETS		
11100:11999	Cash and Investments	10,520.32	7,020.81
13000:13999	Receivables:		
14000:14999	Miscellaneous	122,420.89	79,865.35
15000:15999	Due from other governments	527,163.74	413,016.18
16100:16199	Due from other funds	(716,160.19)	(827,010.57)
18200:18289	Inventory of supplies, at cost	77,557.33	81,211.64
18300:18389	Land	245,459.92	245,459.92
18500:18589	Buildings	7,147,046.55	7,078,772.90
18292 + 18390:18392 + 18590:18595 + 18890:18891 + 18596	Machinery and equipment	1,832,110.99	1,857,792.76
19100:19899	Accumulated Depreciation	(5,734,185.45)	(5,564,450.04)
	Unamortized debt discounts	2,214,421.37	618,047.68
	TOTAL ASSETS	<u>5,726,355.47</u>	<u>3,987,726.63</u>
	LIABILITIES AND FUND EQUITY		
23000:23999	Liabilities:		
21800:21899	Special deposits	9,220.52	5,847.95
26110:26199	Accrued vacation and sick pay	650,336.04	683,209.14
29000:29299	Deferred property tax	78,203.12	82,080.88
29600:29699	General obligation debt	838,849.26	0.00
	Retirement prior service obligation	927,749.00	843,522.00
	Total Liabilities	<u>2,504,357.94</u>	<u>1,614,659.97</u>
33900:33999	Fund Equity:		
40000:59999	Retained earnings:		
	Unreserved	3,270,421.22	3,777,832.40
	Fund Balance:		
	Income summary	(447,024.81)	(801,274.27)
	Total Fund Equity	<u>2,823,396.41</u>	<u>2,976,558.13</u>
	TOTAL LIABILITIES & FUND EQUITY	<u>5,327,754.35</u>	<u>4,591,218.10</u>

County of Wood
Detailed Income Statement
For the Eleven Months Ending November 30, 2017
Human Services Department-Combined

2

Item #6

	Actual	2017 Budget	Variance	Variance %
REVENUES				
Taxes				
General Property Taxes	\$7,508,425.87	\$8,191,010.00	(\$682,584.13)	(8.33%)
Total Taxes	7,508,425.87	8,191,010.00	(682,584.13)	(8.33%)
Intergovernmental Revenues				
State Aid & Grants	9,959,395.50	11,129,884.00	(1,170,488.50)	(10.52%)
Total Intergovernmental	9,959,395.50	11,129,884.00	(1,170,488.50)	(10.52%)
Public Charges for Services				
Public Chgs-Other -Local Grant	27,500.00	27,500.00		0.00%
Public Charges-Unified & Norwood	12,481,346.41	15,060,402.00	(2,579,055.59)	(17.12%)
Third Party Awards & Settlements	108,000.00	224,087.00	(116,087.00)	(51.80%)
Contractual Adjustment-Unified & Norwood	(3,895,884.47)	(4,583,724.00)	687,839.53	(15.01%)
Total Public Charges for Services	8,720,961.94	10,728,265.00	(2,007,303.06)	(18.71%)
Intergovernmental Charges for Services				
Intergovernmental Charges -Congregate Meals	536,820.68	564,177.00	(27,356.32)	(4.85%)
Total Charges to Other Governments	536,820.68	564,177.00	(27,356.32)	(4.85%)
Interdepartmental Charges for Services				
Dept Revenue-Unified & Norwood	73,000.00	40,000.00	33,000.00	82.50%
Total Interdepartmental Charges	73,000.00	40,000.00	33,000.00	82.50%
Total Intergovernmental Charges for Services	609,820.68	604,177.00	5,643.68	0.93%
Miscellaneous				
Rental Income	35,105.44	38,553.00	(3,447.56)	(8.94%)
Gain/Loss-Sale of Property	2,707.66		2,707.66	0.00%
Donations		750.00	(750.00)	(100.00%)
Recovery of PYBD & Contractual Adj	39,170.52	32,000.00	7,170.52	22.41%
Meal/Vending/Misc Income	40,910.87	26,800.00	14,110.87	52.65%
Other Miscellaneous	18,906.60	23,509.00	(4,602.40)	(19.58%)
Total Miscellaneous	136,801.09	121,612.00	15,189.09	12.49%
Other Financing Sources				
Proceeds from Long-Term Debt		54,400.00	(54,400.00)	(100.00%)
Total Other Financing Sources		54,400.00	(54,400.00)	(100.00%)
TOTAL REVENUES	26,935,405.08	30,829,348.00	(3,893,942.92)	(12.63%)

EXPENDITURES

Health and Human Services				
Human Services-Child Welfare	3,095,798.52	3,745,101.00	649,302.48	17.34%
Human Services- Youth Aids	2,896,319.80	3,031,172.00	134,852.20	4.45%
Human Services- Child Care	116,546.10	140,564.00	24,017.90	17.09%
Human Services- Transportation	349,431.73	429,270.00	79,838.27	18.60%
Human Services-ESS	1,173,339.08	1,223,127.00	49,787.92	4.07%
Human Services-FSET	2,133,284.32	2,061,246.00	(72,038.32)	(3.49%)
Human Services-FSET 50/50	38,517.80	590,180.00	551,662.20	93.47%
Human Services-LIHEAP	109,231.35	123,351.00	14,119.65	11.45%
Human Services-Birth to Three	420,842.09	445,739.00	24,896.91	5.59%
Human Services- FSP	276,590.02	371,669.00	95,078.98	25.58%
Human Services-Child Waivers	168,978.20	204,866.00	35,887.80	17.52%
Human Services-CTT/CSP	487,487.57	542,324.00	54,836.43	10.11%
Human Services-OPC, MH	1,060,852.56	1,307,679.00	246,826.44	18.88%
Human Services-CCS	1,586,663.64	1,629,561.00	42,897.36	2.63%
Human Services-Crisis, Legal Services	636,954.96	692,722.00	55,767.04	8.05%
Human Services-MH Contracts	1,043,320.49	1,555,300.00	511,979.51	32.92%
Human Services-OPC, AODA	459,694.32	483,066.00	23,371.68	4.84%
Human Services- OPC, Day Treatment	69,628.94	76,128.00	6,499.06	8.54%
Human Services-AODA Contracts	69,899.55	104,900.00	35,000.45	33.37%
Human Services- Administration	2,779,874.01	3,096,908.00	317,033.99	10.24%
Norwood- Crisis Stabilization	343,016.36	388,863.00	45,846.64	11.79%
Norwood-SNF-CMI (Crossroads)	829,451.90	928,828.00	99,376.10	10.70%
Norwood SNF-TBI (Pathways)	771,417.22	864,870.00	93,452.78	10.81%
Norwood-Inpatient (Admissions)	3,149,568.78	3,512,791.00	363,222.22	10.34%

County of Wood
Detailed Income Statement
For the Eleven Months Ending November 30, 2017
Human Services Department-Combined

2
Item #6

	Actual	2017 Budget	Variance	Variance %
Norwood-Nursing	208,709.45	218,758.00	10,048.55	4.59%
Norwood-Dietary	953,680.49	975,655.00	21,974.51	2.25%
Norwood-Plant Ops & Maintenance	561,498.03	680,489.00	118,990.97	17.49%
Norwood-Medical Records	168,168.35	190,765.00	22,596.65	11.85%
Norwood-Administration	1,114,572.82	1,199,775.00	85,202.18	7.10%
Total Health and Human Services	27,073,338.45	30,815,667.00	3,742,328.55	12.14%
TOTAL EXPENDITURES	27,073,338.45	30,815,667.00	3,742,328.55	12.14%
NET INCOME (LOSS) *	(137,933.37)	13,681.00	(151,614.37)	

Budget Variance:

Community-Transportation \$22,346.00
Community-Administration (\$8,665.00)

County of Wood
Detailed Income Statement
For the Eleven Months Ending November 30, 2017
Human Services Department-Community

2
Item #6

	Actual	2017 Budget	Variance	Variance %
REVENUES				
Taxes				
General Property Taxes	\$6,250,916.87	\$6,819,182.00	(\$568,265.13)	(8.33%)
Total Taxes	6,250,916.87	6,819,182.00	(568,265.13)	(8.33%)
Intergovernmental Revenues				
State Aid & Grants	9,959,395.50	11,019,884.00	(1,060,488.50)	(9.62%)
Total Intergovernmental	9,959,395.50	11,019,884.00	(1,060,488.50)	(9.62%)
Public Charges for Services				
Public Chgs-Other -Local Grant	27,500.00	27,500.00		0.00%
Public Charges-Unified & Norwood	4,833,689.18	6,079,374.00	(1,245,684.82)	(20.49%)
Contractual Adjustment-Unified & Norwood	(1,532,006.33)	(2,243,447.00)	711,440.67	(31.71%)
Total Public Charges for Services	3,329,182.85	3,863,427.00	(534,244.15)	(13.83%)
Interdepartmental Charges for Services				
Dept Revenue-Unified & Norwood	73,000.00	40,000.00	33,000.00	82.50%
Total Interdepartmental Charges	73,000.00	40,000.00	33,000.00	82.50%
Total Intergovernmental Charges for Services	73,000.00	40,000.00	33,000.00	82.50%
Miscellaneous				
Rental Income	35,105.44	38,553.00	(3,447.56)	(8.94%)
Donations		750.00	(750.00)	(100.00%)
Meal/Vending/Misc Income	17,092.40	4,900.00	12,192.40	248.82%
Other Miscellaneous	822.00	1,200.00	(378.00)	(31.50%)
Total Miscellaneous	53,019.84	45,403.00	7,616.84	16.78%
Other Financing Sources				
Proceeds from Long-Term Debt		54,400.00	(54,400.00)	(100.00%)
Transfer from Special Revenue-Transportation		26,258.00	(26,258.00)	(100.00%)
Total Other Financing Sources		80,658.00	(80,658.00)	(100.00%)
TOTAL REVENUES	19,665,515.06	21,868,554.00	(2,203,038.94)	(10.07%)
EXPENDITURES				
Health and Human Services				
Human Services-Child Welfare	3,095,798.52	3,745,101.00	649,302.48	17.34%
Human Services- Youth Aids	2,896,319.80	3,031,172.00	134,852.20	4.45%
Human Services- Child Care	116,546.10	140,564.00	24,017.90	17.09%
Human Services- Transportation	349,431.73	429,270.00	79,838.27	18.60%
Human Services-ESS	1,173,339.08	1,223,127.00	49,787.92	4.07%
Human Services-FSET	2,133,284.32	2,061,246.00	(72,038.32)	(3.49%)
Human Services-FSET 50/50	38,517.80	590,180.00	551,662.20	93.47%
Human Services-LIHEAP	109,231.35	123,351.00	14,119.65	11.45%
Human Services-Birth to Three	420,842.09	445,739.00	24,896.91	5.59%
Human Services- FSP	276,590.02	371,669.00	95,078.98	25.58%
Human Services-Child Waivers	168,978.20	204,866.00	35,887.80	17.52%
Human Services-CTT/CSP	487,487.57	542,324.00	54,836.43	10.11%
Human Services-OPC, MH	1,060,852.56	1,307,679.00	246,826.44	18.88%
Human Services-CCS	1,586,663.64	1,629,561.00	42,897.36	2.63%
Human Services-Crisis, Legal Services	636,954.96	692,722.00	55,767.04	8.05%
Human Services-MH Contracts	1,043,320.49	1,555,300.00	511,979.51	32.92%
Human Services-OPC, AODA	459,694.32	483,066.00	23,371.68	4.84%
Human Services- OPC, Day Treatment	69,628.94	76,128.00	6,499.06	8.54%
Human Services-AODA Contracts	69,899.55	104,900.00	35,000.45	33.37%
Human Services- Administration	2,779,874.01	3,096,908.00	317,033.99	10.24%
Total Health and Human Services	18,973,255.05	21,854,873.00	2,881,617.95	13.19%
TOTAL EXPENDITURES	18,973,255.05	21,854,873.00	2,881,617.95	13.19%
NET INCOME (LOSS) *	692,260.01	13,681.00	678,579.01	

Budget Variance:

Community-Transportation \$22,346.00

Community-Administration (\$8,665.00)

County of Wood
Detailed Income Statement
For the Eleven Months Ending November 30, 2017
Human Services Department-Norwood Health Center

2
Item #6

	Actual	2017 Budget	Variance	Variance %
REVENUES				
Taxes				
General Property Taxes	\$1,257,509.00	\$1,371,828.00	(\$114,319.00)	(8.33%)
Total Taxes	1,257,509.00	1,371,828.00	(114,319.00)	(8.33%)
Intergovernmental Revenues				
State Aid & Grants		110,000.00	(110,000.00)	(100.00%)
Total Intergovernmental		110,000.00	(110,000.00)	(100.00%)
Public Charges for Services				
Public Charges-Unified & Norwood	7,647,657.23	8,981,028.00	(1,333,370.77)	(14.85%)
Third Party Awards & Settlements	108,000.00	224,087.00	(116,087.00)	(51.80%)
Contractual Adjustment-Unified & Norwood	(2,363,878.14)	(2,340,277.00)	(23,601.14)	1.01%
Total Public Charges for Services	5,391,779.09	6,864,838.00	(1,473,058.91)	(21.46%)
Intergovernmental Charges for Services				
Intergovernmental Charges -Congregate Meals	536,820.68	564,177.00	(27,356.32)	(4.85%)
Total Charges to Other Governments	536,820.68	564,177.00	(27,356.32)	(4.85%)
Total Intergovernmental Charges for Services	536,820.68	564,177.00	(27,356.32)	(4.85%)
Miscellaneous				
Gain/Loss-Sale of Property	2,707.66		2,707.66	0.00%
Recovery of PYBD & Contractual Adj	39,170.52	32,000.00	7,170.52	22.41%
Meal/Vending/Misc Income	23,818.47	21,900.00	1,918.47	8.76%
Other Miscellaneous	18,084.60	22,309.00	(4,224.40)	(18.94%)
Total Miscellaneous	83,781.25	76,209.00	7,572.25	9.94%
Other Financing Sources				
Transfer from Special Revenue-Transportation		(26,258.00)	26,258.00	(100.00%)
Total Other Financing Sources		(26,258.00)	26,258.00	(100.00%)
TOTAL REVENUES	7,269,890.02	8,960,794.00	(1,690,903.98)	(18.87%)
EXPENDITURES				
Health and Human Services				
Norwood- Crisis Stabilization	343,016.36	388,863.00	45,846.64	11.79%
Norwood-SNF-CMI (Crossroads)	829,451.90	928,828.00	99,376.10	10.70%
Norwood SNF-TBI (Pathways)	771,417.22	864,870.00	93,452.78	10.81%
Norwood-Inpatient (Admissions)	3,149,568.78	3,512,791.00	363,222.22	10.34%
Norwood-Nursing	208,709.45	218,758.00	10,048.55	4.59%
Norwood-Dietary	953,680.49	975,655.00	21,974.51	2.25%
Norwood-Plant Ops & Maintenance	561,498.03	680,489.00	118,990.97	17.49%
Norwood-Medical Records	168,168.35	190,765.00	22,596.65	11.85%
Norwood-Administration	1,114,572.82	1,199,775.00	85,202.18	7.10%
Total Health and Human Services	8,100,083.40	8,960,794.00	860,710.60	9.61%
TOTAL EXPENDITURES	8,100,083.40	8,960,794.00	860,710.60	9.61%
NET INCOME (LOSS) *	(830,193.38)		(830,193.38)	

County of Wood
BALANCE SHEET SUMMARY
Human Services Department
Thursday, November 30, 2017

	<u>2017</u>	<u>2016</u>
ASSETS		
Cash and investments	238,549.80	694,267.06
Receivables:		
Miscellaneous	3,243,392.36	4,225,720.99
Due from other governments	783,418.30	825,836.57
Due from other funds	(806,461.98)	(2,222,092.83)
Inventory of supplies, at cost	38,767.50	37,279.00
Prepaid expenses/expenditures	15,139.00	13,491.63
TOTAL ASSETS	<u>3,512,804.98</u>	<u>3,574,502.42</u>
LIABILITIES AND FUND EQUITY		
Liabilities:		
Vouchers payable	752,313.66	740,467.75
Accrued compensation	427,795.47	345,919.93
Special deposits	37,962.19	37,068.79
Due to other governments	1,290,951.21	985,152.79
Deferred revenue	2,581,271.94	1,323,790.47
Deferred property tax	682,584.13	704,290.50
Total Liabilities	<u>5,772,878.60</u>	<u>4,136,690.23</u>
Fund Equity:		
Retained earnings:		
Unreserved	0.00	85,069.87
Fund Balance:		
Reserved for contingencies	220,825.69	197,863.23
Reserved for prepaid expenditures	225,000.00	
Undesignated	(2,567,965.94)	(642,042.33)
Income summary	(137,933.37)	(203,078.58)
Total Fund Equity	<u>(2,260,073.62)</u>	<u>(562,187.81)</u>
TOTAL LIABILITIES & FUND EQUITY	<u>3,512,804.98</u>	<u>3,574,502.42</u>

HHS Ad Hoc Committee on Out of Home Care Meeting Minutes

DATE: November 14, 2017

TIME: 12:00pm

PLACE: Wood County River Block, Health Dept EOC

PRESENT: Adam Fischer, Brad Kremer, Beth Ferdon, Lori Slattery-Smith, Dawn Schmutzer, Tim McNaughton, Brandon Vruwink, Tom Buttke.

EXCUSED:

OTHERS PRESENT: Bill Clendenning, Stephanie Wanserski, Doug Machon

Meeting called to order at 12:10pm by Chairman Fischer.

Public Comment: None

Minutes: motion by Kremer to approve minutes, second by Buttke. All ayes. Note: minutes for the Ad Hoc meetings will not be in the Supervisors dropbox, they will only be available on the County website.

Review data collected: Discussion in regards to data presented to committee brought up clarification questions. Definition of Kinship Care vs Foster Care and the difference in costs was discussed. Prevention model talked over. Concerns about what barriers and challenges the staff encounter was questioned. Positive Alternatives contract reviewed; renegotiation may be needed.

Assign tasks: Data to be collected for next meeting to include: case studies of prior cases, what could have been more helpful if service was provided; survey workers to determine what they need to effectively serve the clients to reduce out of home care options (ranked/prioritized); have Fiscal break out the costs for Foster Care and Kinship Care; track reasons/causes for Foster Care, Kinship Care, Residential Treatment, Group Home and Corrections stays; find out what other counties are doing as it pertains to these services; delve into what surrounding counties interest or needs for services are; research the Alternative Response Model.

Next meeting: January 16, 2017 at 12pm (noon) in the Health Dept EOC room at River Block.

Agenda items: review of all data provided.

Adjourned: meeting was adjourned at 1:40pm.

Recorder: Dawn Schmutzer

HHS Ad Hoc Committee on Out of Home Care Meeting Minutes

DATE: January 16, 2018

TIME: 1:00pm

PLACE: Wood County River Block, Health Dept EOC

PRESENT: Adam Fischer, Brad Kremer, Lori Slattery-Smith, Dawn Schmutzer, Tim McNaughton, Brandon Vruwink, Tom Buttke.

EXCUSED: Beth Ferdon,

OTHERS PRESENT: Bill Clendenning, Stephanie Wanserski, Doug Machon, Jodi Liegl

Meeting called to order at 1:01pm by Chairman Fischer.

Public Comment: Chairman Fischer noted that the Governor has announced the closing of Lincoln Hills youth prison. He met with Rep Kulp & Spiros and they noted the date may be moved from 2019 to 2018 for the closure and transition to an adult prison.

Minutes: motion by Buttke to approve minutes, second by Slattery-Smith. All ayes. Note: minutes for the Ad Hoc meetings will not be in the Supervisors dropbox, they will only be available on the County website.

Review data collected: Discussion of survey data presented. Respondents were 26 of the 38 Family Services staff. Discussion around AODA services (cost, waiting list, willingness to use services provided) in regards to youth and parents occurred. Discussion around treatment vs prevention: barriers, mentoring, parental training, therapy, skill building, what workers need to be successful, lack of structure and socialization, peer pressure. Reasons for out of home placement reviewed. Basic overview of Alternative Response Model given by Brandon. Partnering with others within Wood County, such as YMCA, Boys & Girls Club and faith based entities within the community.

Assign tasks: Research what the Alternative Response Model would look like for Wood County. Research how the closing of Lincoln Hills will affect the county; how will regional correction centers be utilized by county. Research what education, coaching and mentoring of youth and parents looks like now and what it could be changed into.

Motion: Kremer made motion for HHSC recommendation, seconded by Buttke: Mentoring of youth and parents is a major concern and needs to be addressed.

Next meeting: February 20, 2018 at 12pm (noon) in the Health Dept EOC room at River Block.

Agenda items: review of all data provided.

Adjourned: meeting was adjourned at 2:53pm.

Recorder: Dawn Schmutzer

Wisconsin Association of County Homes		County Tax Levy										
Brian Schoeneck - 2016		Beds			Tax Levy Support							
		NF	FDD	Total	2010	2011	2012	2013	2014	2015	2016	2017
BROWN	BROWN CO. H.C.C.	63		63	3,694,592	4,379,351	3,623,279	3,981,193				
CLARK	CLARK CO. H.C.C.	172	16	188	1,595,922	2,100,000	2,016,840	2,016,840	2,016,840	\$ 2,036,840	\$ 2,036,840	\$ 2,036,840
COLUMBIA	COLUMBIA H.C.C.	117	-	117	-	-	-	-	-	\$	-	\$ -
DANE	BADGER PRAIRIE H.C.C.	120	-	120	9,400,000	11,035,600	9,475,900	11,011,700	10,721,829	\$	12,014,239	\$ 12,348,479
DODGE	CLEARVIEW	200	46	246	2,000,000	1,700,000	1,379,164	517,176		\$	-	\$ -
DUNN	The Neighbors of Dunn CO	137	-	137	750,000	750,000	500,000	500,000	500,000	\$ 383,709		
FOND DU LAC	Harbor Haven Nursing & Rehab.	117	-	117	1,310,055	1,528,816	1,241,079	1,151,145	232,593	Op=44,542	\$ 958,419	\$ 381,726
GRANT	ORCHARD MANOR	121	29	150	684,495	709,495	294,123	345,815	378,706	\$ 521,943	\$ 465,505	
GREEN	PLEASANT VIEW N.H.	130	-	130	890,000	890,000	890,000	890,000	890,000	\$ 790,000	\$ 790,000	\$ 790,000
IOWA	BLOOMFIELD H.C. & REHAB.	85		85	-	-	-	19,777	45,805	\$	99,155	
KENOSHA	BROOKSIDE C.C.	154		154	660,000	237,000	200,000	-	-	\$ -	\$ -	
LA CROSSE	HILLVIEW H.C.C.	199	-	199	-	-	-	-	-	\$ -	\$ -	\$ -
LA CROSSE	LAKEVIEW H.C.	125	-	125	2,243,000	2,614,000	2,746,000	1,618,931		\$ 1,775,000	\$ 1,600,000	\$ 1,600,000
LAFAYETTE	LAFAYETTE MANOR	64	-	64	487,086	492,338	512,974	-	263,464	\$ 429,211	\$ 298,885	
LINCOLN	PINE CREST N.H.	180	-	180	347,250	359,610	359,440	459,050	410,600	\$ 568,600	\$ 546,800	\$ 686,750
MARATHON	NORTH CENTRAL H.C.	263	-	263	2,100,000	2,100,000	1,800,000	1,700,000		\$ 1,700,000	\$ 1,700,000	\$ 1,700,000
MONROE	ROLLING HILLS REHAB. CTR.	89	-	89	1,045,202	804,551	763,523	746,450		\$ 1,391,245	\$ 1,400,150	\$ 1,345,882
OUTAGAMIE	BREWSTER VILLAGE	204	-	204	3,228,100	2,853,664	2,568,046	2,685,700	3,981,252	\$ 4,240,000	\$ 2,361,021	\$ 4,368,568
OZAUCKEE	LASATA C.C.	162	-	162	-	-	-	-	-	\$ 77,450	\$ 234,000	\$ 45,869
POLK	GOLDEN AGE MANOR	114	-	114	-	-	-	-	-	\$ -	\$ -	\$ -
PORTAGE	PORTAGE CO. H.C.C.	100	-	100	1,530,448	1,528,765	1,365,070	991,884	625,000	\$	322,287	
RACINE	RIDGEWOOD C.C.	200		200	118,574	411,314	127,747					
RICHLAND	PINE VALLEY H.C. & REHAB.	100	-	100	249,070	249,070	249,070	200,000	200,000	\$ 243,689	\$ 243,689	\$ 243,689
ROCK	ROCK HAVEN	128	-	128	5,928,076	5,613,758	5,137,022	4,437,817	4,208,100	\$ 4,178,181	\$ 3,994,415	\$ 4,062,808
SAUK	SAUK CO. H.C.C.	82	-	82	3,259,202	2,698,114	2,248,339	2,151,509	1,766,021	\$	2,282,907	\$ 2,114,685
SHEBOYGAN	ROCKY KNOLL H.C.F.	165	-	165					846,238	\$ 834,822	\$ 885,197	\$ 844,577
ST. CROIX	ST. CROIX H.C.	50		50						\$ 65,044	\$	
TREMPEALEAU	PIGEON FALLS H.C.C.	37	-	37	50,000	50,000	-	-		\$	-	\$ -
TREMPEALEAU	TREMPEALEAU CO. H.C.C.	135	11	146		18,000	18,000	18,000		\$	373,320	\$ 373,320
VERNON	VERNON MANOR	90	-	90	-	-	-	-	-	\$ -	\$ -	\$ -
WALWORTH	LAKELAND H.C.C.	120	-	120	3,626,361	3,698,888	3,567,117	3,646,931	3,684,975	\$ 3,318,058	\$ 3,283,020	\$ 3,079,312
WASHINGTON	SAMARITAN HEALTH CENTER	131	-	131	-	-	-	-		\$ -	\$ -	\$ -
WINNEBAGO	PARKVIEW - PLEASANT ACRES	168	-	168	3,833,275	4,455,988	4,258,712	3,722,551	3,164,800	\$	4,673,083	\$ 4,097,101
WOOD	EDGEWATER HAVEN N.H.	90	-	90	420,774	502,278	407,561	339,646	718,251	\$	1,492,382	\$ 968,567
WOOD	NORWOOD									\$	3,409,258	\$ 1,371,829

<u>Year</u>	<u>Budgeted</u>	<u>Transfer</u>	<u>Total</u>
2017 \$	938,437.00		
2016 \$	984,971.00	\$ 455,426.00	\$ 1,440,397.00
2015 \$	749,957.00	\$ 494,861.00	\$ 1,244,818.00
2014 \$	718,251.00	\$ 509,312.00	\$ 1,227,563.00
2013 \$	338,415.00	\$ 706,069.00	\$ 1,044,484.00
2012 \$	407,561.00	\$ 602,877.00	\$ 1,010,438.00
2011 \$	502,278.00	\$ 240,409.00	\$ 742,687.00
2010 \$	420,774.00	\$ 536,106.00	\$ 956,880.00
2009 \$	397,822.00	\$ 398,971.00	\$ 796,793.00

Private Pay-Skilled Care	Medicare-Skilled Care	Medicare-Ancillary Billing	Contractual Adjustment-Medicare	Medicaid-Skilled Care	Contractual Adjustment-Medicaid	Veterans-SNF	Contractual Adjustment-Other	Intergovernmental Transfer Program Revenue-EW-NURS	Total Bed Revenue	YTD Patient Days	Revenue per Patient Day	Patient Days if 100% Capacity YTD
46520-003	46525-003	46525-009	46525-016	46526-003	46526-016	46527-003	46901-000	47250-000				
(\$822,884.53)	(\$655,055.00)	(\$928,218.38)	\$404,689.62	(\$3,291,418.81)	\$1,518,367.26	(\$7,651.42)	(\$264.00)	(\$471,167.00)	(\$4,253,602.26)	16831	(\$252.72)	27360

NOTE:

We have not received all the Intergovernmental Program (Supplemental Revenue) from Forward Health yet. That second payment is due later in December. I have estimated July through October and added it to the first payment for this analysis.

I have not included ancillary revenues for non-Medicare Part A patients in the bed revenue analysis.

Revenue per patient day is affected by several factors: payer mix, patient acuity, services required for patients under Part A stays.

Revenue if 100% Capacity YTD (90 beds)	Variance YTD Revenue to 100% Capacity (90 beds)	YTD Patient Day % of 100% Capacity	Average Census YTD	YTD Actual Revenue per Facility Bed (90 beds)	YTD Revenue per Occupied Bed if @ 100% Capacity (90 beds)	Variance Actual YTD Revenue per facility to 100% Capacity (90 Beds)	Private Pay- Ancillary Billing	Private Pay- Edgewater- Therapy	Other Pay- Laboratory Charges	Medicare- Edgewater- Therapy	Medicaid- Ancillary Billing	Medicaid- Edgewater- Therapy
							46520-009	46520-013	46521-010	46525-013	46526-009	46526-013
(\$6,914,536.14)	(\$2,660,933.88)	61.52%	55.37	\$ (47,262.25)	\$ (76,828.18)	\$ (29,565.93)	(\$386.79)	(\$13,365.41)	(\$1,602.00)	(\$59,947.79)	(\$4,280.88)	(\$7,215.30)

Payer		% of total
Medicaid	\$ 749,808.53	55.18%
Medicare	\$ 87,559.20	6.44%
Commercial Insurance	\$ 81,727.32	6.01%
Private Pay	\$ 272,069.21	20.02%
CRS	\$ 111,301.76	8.19%
CCS	\$ 56,476.89	4.16%
	\$ 1,358,942.91	100.00%

Birth to 3 Medicaid	Birth to 3 Private pay	Birth to 3 Insurance	FSP Case Management Medicaid	FSP Private Pay	CST Medicaid	CST Case Management Medicaid	Case Management Medicaid	CSP Private Pay	OPC Mental Health Sliding Fee	OPC Mental Health Medicare	OPC Mental Health Medicaid	OPC Mental Health Private Pay
\$ 101,909.34	\$ 58,763.15	\$ 47,035.32	\$ 20,289.72	\$ 3,721.27	\$ 18,304.03	\$ 19,958.40	\$ 202,084.11	\$ 79,133.38	\$ 40,319.71	\$ 87,559.20	\$ 113,532.30	\$ 6,332.65

NOTES:

Contractual adjustments are tracked from payments received by payer types and various payers within those types.

This information is used to make quarterly adjustments to the calculated estimates recorded each month based on monthly revenues by payer type.

Contractual adjustment percentages vary according to services and payer for Medicaid and Medicare services depending upon Straight Title 19, Original Medicare or HMOs.

CCS contractual adjustments vary depending upon the provider. In-house County staff are billed at our most recent settled rate but paid according to Fee schedule reimbursements for the particular services. Outside providers are paid as billed because there is not a fee schedule item that pertains to contracted providers. After the end of the fiscal year there will be a cost report submitted. From this cost report settlement payments are determined and new interim rates established for In-house County staff which is then used for the next to bill services.

CCS contractual adjustment percentages will vary because established interim rates vary by provider and fee schedule rates vary by service, therefore there will not be one flat percentage of contractual adjustment for CCS services.

An additional consideration when determining contractual adjustment estimates is the level of the Allowance for Contractual Adjustments account on the Balance Sheet. An allowance must be maintained as an offset to the open Accounts Receivable balance to fairly state the receivables for client services at a reasonably expected amount of collectibility. This is based on the balance remaining in the account and the payer type elements that make up that balance. Entries affecting this allowance account also affect the contractual adjustment accounts on the Income Statement.

OPC Mental Health Insurance	CCS Medicaid	CCS Private Pay	Mobile Crisis Medicaid	Mobile Crisis Private Pay	CRS	OPC AODA Medicaid	OPC AODA Private Pay	OPC AODA Insurance	OPC Day Treatment Medicaid	OPC Day Treatment Private Pay	OPC Day Treatment Insurance
\$ 20,873.00	\$ 56,476.89	\$ 15,827.52	\$ 74,577.75	\$ 50,047.50	\$ 111,301.76	\$ 105,135.45	\$ 17,791.98	\$ 7,409.00	\$ 94,017.43	\$ 132.05	\$ 6,410.00

Payer	Total billed	C/A Amount	%	Total MEDR/MA HMOs	Blended MEDR/MA HMOs %
MEDR B	\$ 43,079.50	\$ 18,786.62	43.61%	\$ 50,027.85	42.39%
MEDR HMO	\$ 6,948.35	\$ 2,419.19	34.82%		
MA	\$ 805,809.31	\$ 326,490.51	40.52%	\$ 906,426.89	43.37%
MA HMO	\$ 100,617.58	\$ 66,662.52	66.25%		
COMM INS	\$ 51,309.28	\$ 6,880.66	13.41%		
	<u>\$ 1,007,764.02</u>	<u>\$ 421,239.50</u>	<u>39.72%</u>		

Total % to Total Billed **41.80%**

Note:

The overall Allowance should be at least the Total % to Total Billed percentage

Billed	Allowed	C/A	% C/A	Sequestration	
\$ 13,170.00	\$ 7,564.87	\$ 5,605.13	42.56%	\$ 121.06	Contractual Allowance total column does not match the EOS C/S Amt
\$ 457.50	\$ 323.48	\$ 134.02	29.29%	\$ 5.18	The C/S column in the spread sheet does not include Seq Amt
\$ 3,560.00	\$ 1,755.54	\$ 1,804.46	50.69%	\$ 28.05	
\$ 412.50	\$ 269.27	\$ 143.23	34.72%	\$ 10.77	
\$ 2,197.50	\$ 1,298.86	\$ 898.64	40.89%	\$ 29.78	
\$ 412.50	\$ 266.19	\$ 146.31	35.47%		
\$ 3,322.50	\$ 1,857.14	\$ 1,465.36	44.10%		
\$ 120.00	\$ 62.72	\$ 57.28	47.73%	\$ 0.32	
\$ 482.00	\$ 230.22	\$ 251.78	52.24%		
\$ 195.00	\$ 70.58	\$ 124.42	63.81%		SHOTS
\$ 5,150.00	\$ 3,003.52	\$ 2,146.48	41.68%	\$ 47.32	
\$ 340.00	\$ 166.58	\$ 173.42	51.01%	\$ 2.67	
\$ 65.00	\$ 23.44	\$ 41.56	63.94%	\$ 0.38	SHOTS
\$ 432.50	\$ 244.57	\$ 187.93	43.45%	\$ 3.90	
\$ 110.00	\$ 37.16	\$ 72.84	66.22%		
\$ 332.50	\$ 138.16	\$ 194.34	58.45%		
\$ 110.00	\$ 37.16	\$ 72.84	66.22%		
\$ 260.00	\$ 94.28	\$ 165.72	63.74%		
\$ 550.00	\$ 271.52	\$ 278.48	50.63%	\$ 4.10	
\$ 137.50	\$ 104.29	\$ 33.21	24.15%		
\$ 2,877.50	\$ 1,766.65	\$ 1,110.85	38.60%	\$ 23.64	
\$ 4,802.50	\$ 2,819.73	\$ 1,982.77	41.29%	\$ 41.95	
\$ 1,267.50	\$ 590.53	\$ 676.97	53.41%		
\$ 2,315.00	\$ 1,296.42	\$ 1,018.58	44.00%		
	\$ -		#DIV/0!		
\$ 43,079.50	\$ 24,292.88	\$ 18,786.62	43.61%	\$ 319.12	

Average Contractual adjustment 43.61%

Average Contractual adjustment w/ sequestration 44.35%

	Billed	Allowed	C/A	% C/A	Sequestration
\$	16.19	\$ 13.58	\$ 2.61	16.12%	BCBS-MEDR
\$	12.54	\$ 12.54	\$ -	0.00%	WEBTA
\$	2,545.00	\$ 1,583.20	\$ 961.80	37.79%	SHP-MC-HMO
\$	20.03	\$ 20.03	\$ -	0.00%	PENN LIFE
\$	9.83	\$ 9.83	\$ -	0.00%	WEBTA
\$	322.50	\$ 208.88	\$ 113.62	35.23%	SHP-MC-HMO
\$	13.58	\$ 13.58	\$ -	0.00%	aetna
\$	1,997.50	\$ 1,344.99	\$ 652.51	32.67%	SHP
\$	13.58	\$ 13.58	\$ -	0.00%	BCBS FED
\$	637.50	\$ 396.50	\$ 241.00	37.80%	HUMANA
\$	137.50	\$ 99.37	\$ 38.13	27.73%	COLOINAL PENN
\$	137.50	\$ 127.88	\$ 9.62	7.00%	UM
\$	12.54	\$ 12.54	\$ -	0.00%	WEBTA
\$	32.56	\$ 32.56	\$ -	0.00%	WEBTA
\$	137.50	\$ 13.58	\$ 123.92	90.12%	
\$	137.50	\$ 135.60	\$ 1.90	1.38%	SHP
\$	627.50	\$ 423.47	\$ 204.03	32.51%	SHP
\$	137.50	\$ 67.45	\$ 70.05	50.95%	BCBS
			\$ -	#DIV/0!	
\$	6,948.35	\$ 4,529.16	\$ 2,419.19	34.82%	\$ -

Average Contractual adjustment 34.82%

Average Contractual adjustment w/ sequestration 34.82%

Billed	Allowed	C/A	% C/A	Sequestration		
\$ 3,388.50	\$ 1,635.09	\$ 1,753.41	51.75%	FH-MA	CI	
\$ 1,895.00	\$ 690.46	\$ 1,204.54	63.56%	FH-MA	CI	
\$ 22,744.00	\$ 10,969.37	\$ 11,774.63	51.77%	FH-MA	CI	
\$ 1,305.00	\$ 452.51	\$ 852.49	65.32%	FH-MA	CI	
\$ 7,117.00	\$ 2,536.62	\$ 4,580.38	64.36%	FH-MA	CI	
\$ 4,027.00	\$ 2,114.14	\$ 1,912.86	47.50%	FH-MA	CI	
\$ 143.79	\$ 63.16	\$ 80.63	56.07%	FH-MA	MC CROSSOVER	
\$ 3,350.20	\$ 2,805.06	\$ 545.14	16.27%	FH-MA	OPC	including vivitrol - throws #'s off 99%
\$ 2,170.00	\$ 393.14	\$ 1,776.86	81.88%	FH-MA	CM	
\$ 200.00	\$ 60.39	\$ 139.61	69.81%	FH-MA	DT	
\$ 104.04	\$ 120.28	\$ (16.24)	-15.61%	FH-MA	MC CROSSOVER	
\$ 60.81	\$ 19.11	\$ 41.70	68.57%	FH-MA	MC CROSSOVER	
\$ 5,080.00	\$ 1,452.15	\$ 3,627.85	71.41%	FH-MA	OPC	
\$ 800.00	\$ 241.56	\$ 558.44	69.81%	FH-MA	DT	
\$ 9,495.00	\$ 5,020.55	\$ 4,474.45	47.12%	FH-MA	B3	
\$ 38,926.50	\$ 19,487.21	\$ 19,439.29	49.94%	FH-MA	CRISIS	
\$ 148,839.34	\$ 105,721.25	\$ 43,118.09	28.97%	FH-MA	CCS	
\$ 35,070.00	\$ 7,929.25	\$ 27,140.75	77.39%	FH-MA	CM	
\$ 350.12	\$ 171.22	\$ 178.90	51.10%	FH-MA	MC CROSSOVER	
\$ 1,030.00	\$ 462.36	\$ 567.64	55.11%	FH-MA	OPC	
\$ 1,775.10	\$ 1,452.86	\$ 322.24	18.15%	FH-MA	OPC	including vivitrol - throws #'s off 99%
\$ 800.00	\$ 241.56	\$ 558.44	69.81%	FH-MA	DT	
\$ 21,234.91	\$ 19,975.40	\$ 1,259.51	5.93%	CLTS/TPA		
\$ 78.94	\$ 78.94	\$ -	0.00%	CLTS/TPA		
\$ 3,482.69	\$ 3,314.75	\$ 167.94	4.82%	CLTS/TPA		
\$ 16,784.16	\$ 16,695.84	\$ 88.32	0.53%	CLTS/TPA		
\$ 11,100.00	\$ 3,503.76	\$ 7,596.24	68.43%	FH-MA	OPC	
\$ 950.00	\$ 259.86	\$ 690.14	72.65%	FH-MA	DT	
\$ 4,335.00	\$ 2,045.90	\$ 2,289.10	52.81%	FH-MA	B3	
\$ 584.92	\$ 239.36	\$ 345.56	59.08%	FH-MA	MC CROSSOVER	
\$ 4,085.20	\$ 3,059.90	\$ 1,025.30	25.10%	FH-MA	OPC	including vivitrol - throws #'s off 99%
\$ 4,800.00	\$ 1,449.36	\$ 3,350.64	69.81%	FH-MA	DT	
\$ 2,968.12	\$ 1,950.13	\$ 1,017.99	34.30%	FH-MA	CCS	
\$ 208.41	\$ 123.41	\$ 85.00	40.78%	FH-MA	MC CROSSOVER	
\$ 535.00	\$ 191.46	\$ 343.54	64.21%	FH-MA	OPC	
\$ 3,300.00	\$ 942.45	\$ 2,357.55	71.44%	FH-MA	DT	
\$ 16,197.60	\$ 6,024.81	\$ 10,172.79	62.80%	FH-MA	OPC	
\$ 8,307.50	\$ 5,388.25	\$ 2,919.25	35.14%	FH-MA	B3	
\$ 46,620.05	\$ 10,207.11	\$ 36,412.94	78.11%	FH-MA	CM	

Billed	Allowed	C/A	% C/A	Sequestration		
\$ 153,069.60	\$ 109,353.40	\$ 43,716.20	28.56%	FH-MA	CCS	
\$ 75.24	\$ 38.22	\$ 37.02	49.20%	FH-MA	MC CROSSOVER	
\$ 3,245.20	\$ 2,816.08	\$ 429.12	13.22%	FH-MA	OPC	
\$ 6,900.00	\$ 2,029.47	\$ 4,870.53	70.59%	FH-MA	DT	
\$ 130.00	\$ 79.26	\$ 50.74	39.03%	FH-MA	B3	
\$ 5,737.50	\$ 1,878.13	\$ 3,859.37	67.27%	FH-MA	OPC	
\$ 3,600.00	\$ 1,026.63	\$ 2,573.37	71.48%	FH-MA	DT	
\$ 7,038.75	\$ 4,063.31	\$ 2,975.44	42.27%	FH-MA	B3	
\$ 36,083.61	\$ 8,090.71	\$ 27,992.90	77.58%	FH-MA	CM	
\$ 141,095.56	\$ 103,396.48	\$ 37,699.08	26.72%	FH-MA	CCS	
\$ 3,474.50	\$ 1,378.93	\$ 2,095.57	60.31%	FH-MA	MC CROSSOVER	
\$ 10,655.20	\$ 5,409.77	\$ 5,245.43	49.23%	FH-MA	OPC	
\$ 3,848.75	\$ 1,903.51	\$ 1,945.24	50.54%	FH-MA	B3	
		\$ -	#DIV/0!			
\$ 805,809.31	\$ 479,318.80	\$ 326,490.51	40.52%	\$		

Average Contractual adjustment 40.52%

Billed	Allowed	C/A	% C/A	Sequestration	
\$ 480.00	\$ 222.20	\$ 257.80	53.71%	CLI	
\$ 15.00	\$ 15.00	\$ -	0.00%	PLS	
\$ 120.00	\$ 55.55	\$ 64.45	53.71%	CLI	
\$ 43.08	\$ 43.08	\$ -	0.00%	CLI	COORDINATION OF BENEFITS NO C/A
\$ 120.00	\$ 55.55	\$ 64.45	53.71%	CLI	
\$ 25.00	\$ 25.00	\$ -	0.00%	CLI	COORDINATION OF BENEFITS NO C/A
\$ 160.00	\$ 83.33	\$ 76.67	47.92%	CLI	
\$ 240.00	\$ 111.10	\$ 128.90	53.71%	SHP	
\$ 22,530.00	\$ 7,316.56	\$ 15,213.44	67.53%	SHP	
\$ 10,927.50	\$ 3,195.58	\$ 7,731.92	70.76%	SHP	
\$ 595.00	\$ 277.76	\$ 317.24	53.32%	CLI/CCCW	
\$ 390.00	\$ 196.65	\$ 193.35	49.58%	CLI/CCCW	
\$ 480.00	\$ 222.20	\$ 257.80	53.71%	CLI/CCCW	
\$ 1,465.82	\$ 746.58	\$ 719.24	49.07%	CLI/CCCW	CM
\$ 655.76	\$ 324.60	\$ 331.16	50.50%	CLI/CCCW	CM
\$ 415.00	\$ 166.65	\$ 248.35	59.84%	CLI/CCCW	
\$ 480.00	\$ 222.20	\$ 257.80	53.71%	CLI/CCCW	
\$ 535.00	\$ 222.50	\$ 312.50	58.41%	CLI/CCCW	
\$ 771.47	\$ 240.94	\$ 530.53	68.77%	CLI/CCCW	CM
\$ 889.34	\$ 443.62	\$ 445.72	50.12%	CLI/CCCW	CM
\$ 120.00	\$ 55.55	\$ 64.45	53.71%	CLI/CCCW	
\$ 11,492.50	\$ 3,657.37	\$ 7,835.13	68.18%	SHP	
\$ 9,690.00	\$ 3,243.32	\$ 6,446.68	66.53%	SHP	
\$ 3,010.00	\$ 966.33	\$ 2,043.67	67.90%	SHP	
\$ 160.00	\$ 83.33	\$ 76.67	47.92%	CLI/CCCW	
\$ 120.00	\$ 55.55	\$ 64.45	53.71%	CLI/CCCW	
\$ 120.00	\$ 55.55	\$ 64.45	53.71%	CLI/CCCW	
\$ 531.46	\$ 238.04	\$ 293.42	55.21%	CLI/CCCW	CM
\$ 152.15	\$ 75.74	\$ 76.41	50.22%	CLI/CCCW	CM
\$ 270.02	\$ 140.66	\$ 129.36	47.91%	CLI/CCCW	CM
\$ 415.00	\$ 166.65	\$ 248.35	59.84%	CLI/CCCW	
\$ 400.00	\$ 194.43	\$ 205.57	51.39%	CLI/CCCW	
\$ 55.55	\$ 22.74	\$ 32.81	59.06%	CLI/CCCW	
\$ 1,062.93	\$ 541.00	\$ 521.93	49.10%	CLI/CCCW	CM
\$ 320.00	\$ 166.66	\$ 153.34	47.92%	CLI/CCCW	
\$ 400.00	\$ 194.43	\$ 205.57	51.39%	CLI/CCCW	
\$ 240.00	\$ 111.10	\$ 128.90	53.71%	CLI/CCCW	
\$ 120.00	\$ 55.55	\$ 64.45	53.71%	CLI/CCCW	

12/11/2017

January - March 2017 remittance Contractual Adj .xlsx

Medicaid HMO

\$	120.00	\$	55.55	\$	64.45	53.71%	CLI/CCCW
\$	720.00	\$	333.30	\$	386.70	53.71%	CLI/CCCW
\$	15,687.50	\$	4,794.84	\$	10,892.66	69.44%	SHP
\$	12,757.50	\$	4,139.85	\$	8,617.65	67.55%	SHP
\$	1,315.00	\$	420.87	\$	894.13	67.99%	SHP
				\$	-	#DIV/0!	
\$	100,617.58	\$	33,955.06	\$	66,662.52	66.25%	\$ -

Average Contractual adjustment	66.25%
--------------------------------	--------

Billed	Allowed	C/A	% C/A	Sequestration
\$ 12.54	\$ 12.54	\$ -	0.00%	WPS COB
\$ 435.00	\$ 435.00	\$ -	0.00%	WPS B-3
\$ 37.62	\$ 37.62	\$ -	0.00%	WPS COB
\$ 1,005.00	\$ 875.65	\$ 129.35	12.87%	ARISE
\$ 120.00	\$ 108.00	\$ 12.00	10.00%	HO CHUNK
\$ 120.00	\$ 108.00	\$ 12.00	10.00%	HO CHUNK
\$ 137.50	\$ 123.75	\$ 13.75	10.00%	HO CHUNK
\$ 137.50	\$ 123.75	\$ 13.75	10.00%	HO CHUNK
\$ 120.00	\$ 108.00	\$ 12.00	10.00%	HO CHUNK
\$ 175.00	\$ 157.50	\$ 17.50	10.00%	HO CHUNK
\$ 65.00	\$ 58.50	\$ 6.50	10.00%	HO CHUNK
\$ 175.00	\$ 166.25	\$ 8.75	5.00%	HO CHUNK
\$ 120.00	\$ 108.00	\$ 12.00	10.00%	HO CHUNK
\$ 120.00	\$ 108.00	\$ 12.00	10.00%	HO CHUNK
\$ 400.00	\$ 300.00	\$ 100.00	25.00%	Arise
\$ 120.00	\$ 83.62	\$ 36.38	30.32%	CHAMPVA
\$ 137.50	\$ 104.29	\$ 33.21	24.15%	CHAMPVA
\$ 275.00	\$ 143.14	\$ 131.86	47.95%	CHAMPVA
\$ 275.00	\$ 247.50	\$ 27.50	10.00%	HO CHUNK
\$ 110.00	\$ 60.70	\$ 49.30	44.82%	ARISE
\$ 175.00	\$ 166.25	\$ 8.75	5.00%	HO CHUNK
\$ 150.00	\$ 135.00	\$ 15.00	10.00%	HO CHUNK
\$ 257.50	\$ 220.40	\$ 37.10	14.41%	ARISE
\$ 257.50	\$ 254.85	\$ 2.65	1.03%	WPS
\$ 120.00	\$ 108.00	\$ 12.00	10.00%	HO CHUNK
\$ 120.00	\$ 83.63	\$ 36.37	30.31%	\$ 0.87 HUMANA
\$ 137.50	\$ 127.88	\$ 9.62	7.00%	UBH
\$ 300.00	\$ 270.00	\$ 30.00	10.00%	DEAN HEALTH
\$ 525.00	\$ 396.35	\$ 128.65	24.50%	BCBS
\$ 120.00	\$ 111.45	\$ 8.55	7.13%	BCBS
\$ 205.00	\$ 205.00	\$ -	0.00%	BCBS
\$ 420.00	\$ 429.83	\$ (9.83)	-2.34%	BCBS
\$ 120.00	\$ 111.45	\$ 8.55	7.13%	BCBS
\$ 160.00	\$ 159.84	\$ 0.16	0.10%	UBH
\$ 120.00	\$ 83.63	\$ 36.37	30.31%	\$ 1.34 HUMANA
\$ 257.50	\$ 218.34	\$ 39.16	15.21%	BCBS
\$ 1,555.00	\$ 1,459.58	\$ 95.42	6.14%	BCBS
\$ 145.00	\$ 174.75	\$ (29.75)	-20.52%	BCBS

12/11/2017

January - March 2017 remittance Contractual Adj .xlsx

COMM INS

\$	280.00	\$	262.03	\$	17.97	6.42%	BCBS
\$	695.00	\$	383.88	\$	311.12	44.77%	SHP
\$	1,445.00	\$	1,251.38	\$	193.62	13.40%	SHP
\$	137.50	\$	137.50	\$	-	0.00%	UHC
\$	160.00	\$	160.00	\$	-	0.00%	BCBS-FED
\$	295.00	\$	286.45	\$	8.55	2.90%	BCBS-FED
\$	1,117.50	\$	1,007.89	\$	109.61	9.81%	BCBS
\$	160.00	\$	150.58	\$	9.42	5.89%	BCBS
\$	65.00	\$	48.36	\$	16.64	25.60%	BCBS
\$	290.00	\$	290.00	\$	-	0.00%	BCBS
\$	400.00	\$	326.83	\$	73.17	18.29%	SHP
\$	160.00	\$	160.00	\$	-	0.00%	WEA
\$	275.00	\$	244.69	\$	30.31	11.02%	BCBS
\$	30.00	\$	30.00	\$	-	0.00%	BCBS
\$	60.00	\$	54.00	\$	6.00	10.00%	UBH
\$	108.75	\$	108.75	\$	-	0.00%	BCBS
\$	15.00	\$	15.00	\$	-	0.00%	SHP
\$	240.00	\$	188.86	\$	51.14	21.31%	SHP
\$	175.00	\$	175.00	\$	-	0.00%	UMR
\$	325.00	\$	325.00	\$	-	0.00%	BCBS
\$	290.00	\$	290.00	\$	-	0.00%	BCBS
\$	120.00	\$	111.45	\$	8.55	7.13%	BCBS
\$	120.00	\$	111.45	\$	8.55	7.13%	BCBS
\$	137.50	\$	126.05	\$	11.45	8.33%	UMR
\$	722.50	\$	651.63	\$	70.87	9.81%	SHP
\$	120.00	\$	94.43	\$	25.57	21.31%	SHP
\$	120.00	\$	120.00	\$	-	0.00%	WPS
\$	137.50	\$	126.80	\$	10.70	7.78%	WPS
\$	217.50	\$	217.50	\$	-	0.00%	WPS
\$	160.00	\$	149.74	\$	10.26	6.41%	WPS
\$	220.00	\$	203.04	\$	16.96	7.71%	ASPIRUS ARISE
\$	520.00	\$	520.00	\$	-	0.00%	ASPIRUS ARISE
\$	137.50	\$	109.94	\$	27.56	20.04%	ASPIRUS ARISE
\$	120.00	\$	120.00	\$	-	0.00%	ASPIRUS ARISE
\$	120.00	\$	108.00	\$	12.00	10.00%	HO CHUNK
\$	120.00	\$	108.00	\$	12.00	10.00%	HO CHUNK
\$	300.00	\$	270.00	\$	30.00	10.00%	HO CHUNK
\$	150.00	\$	135.00	\$	15.00	10.00%	HO CHUNK
\$	150.00	\$	149.70	\$	0.30	0.20%	ARISE
\$	137.50	\$	119.82	\$	17.68	12.86%	ARISE

B3

12/11/2017

January - March 2017 remittance Contractual Adj .xlsx

COMM INS

\$	165.00	\$	91.05	\$	73.95	44.82%	ARISE	
\$	12.54	\$	12.54	\$	-	0.00%	WPS	MEDICARE PRIMARY
\$	345.00	\$	258.75	\$	86.25	25.00%	WPS	CRISIS
\$	120.00	\$	120.00	\$	-	0.00%	1.50 ASPIRUS ARISE	
\$	110.00	\$	101.52	\$	8.48	7.71%	0.62 ASPIRUS ARISE	
\$	160.00	\$	160.00	\$	-	0.00%	1.95 ASPIRUS ARISE	
\$	15.00	\$	12.60	\$	2.40	16.00%	UMR	
\$	137.50	\$	67.45	\$	70.05	50.95%	TRICARE	
\$	400.00	\$	270.12	\$	129.88	32.47%	BCBS	DAY TX
\$	130.00	\$	95.90	\$	34.10	26.23%	BCBS	
\$	150.00	\$	135.00	\$	15.00	10.00%	DEAN HEALTH	
\$	295.00	\$	274.35	\$	20.65	7.00%	DEAN HEALTH	
\$	120.00	\$	115.66	\$	4.34	3.62%	BCBS	
\$	150.00	\$	139.50	\$	10.50	7.00%	UNIFIED LIFE INS	
\$	550.00	\$	310.19	\$	239.81	43.60%	BCBS	
\$	137.50	\$	137.50	\$	-	0.00%	UBH	
\$	160.00	\$	144.00	\$	16.00	10.00%	UBH	
\$	792.50	\$	737.03	\$	55.47	7.00%	DEAN HEALTH	
\$	120.00	\$	120.00	\$	-	0.00%	UMR	
\$	295.00	\$	295.00	\$	-	0.00%	UMR	
\$	2,532.50	\$	2,395.72	\$	136.78	5.40%	BCBC	
\$	480.00	\$	466.85	\$	13.15	2.74%	BCBS	
\$	120.00	\$	111.45	\$	8.55	7.13%	BCBS	
\$	120.00	\$	109.22	\$	10.78	8.98%	BCBS	
\$	137.50	\$	73.90	\$	63.60	46.25%	SHP	
\$	297.50	\$	245.90	\$	51.60	17.34%	SHP	
\$	175.00	\$	168.00	\$	7.00	4.00%	AETNA	
\$	295.00	\$	274.35	\$	20.65	7.00%	HUMANA	
\$	1,335.00	\$	1,082.46	\$	252.54	18.92%	SHP	
\$	217.50	\$	189.36	\$	28.14	12.94%	TRICARE	
\$	240.00	\$	227.11	\$	12.89	5.37%	BCBS	
\$	150.00	\$	150.00	\$	-	0.00%	BCBS	
\$	870.00	\$	870.00	\$	-	0.00%	BCBS	
\$	270.00	\$	270.00	\$	-	0.00%	NETWORK HEALTH	
\$	120.00	\$	111.60	\$	8.40	7.00%	CIGNA	
\$	80.00	\$	47.20	\$	32.80	41.00%	BCBS	
\$	840.00	\$	514.33	\$	325.67	38.77%	TRICARE	
\$	120.00	\$	83.63	\$	36.37	30.31%	1.68 HUMANA	
\$	137.50	\$	137.50	\$	-	0.00%	SHP	
\$	687.50	\$	607.22	\$	80.28	11.68%	WPS	

Item #9
2

\$	415.00	\$	327.96	\$	87.04	20.97%	WPS	
\$	137.50	\$	91.80	\$	45.70	33.24%	WPS	
\$	12.28	\$	12.28	\$	-	0.00%	WPS	MEDICARE PRIMARY
\$	595.00	\$	495.35	\$	99.65	16.75%	ASPIRUS ARISE	
\$	165.00	\$	152.28	\$	12.72	7.71%	ASPIRUS ARISE	
\$	120.00	\$	104.78	\$	15.22	12.68%	ASPIRUS ARISE	
\$	415.00	\$	345.95	\$	69.05	16.64%	ASPIRUS ARISE	
\$	315.00	\$	244.83	\$	70.17	22.28%	ASPIRUS ARISE	
\$	150.00	\$	135.00	\$	15.00	10.00%	HO CHUNK NATION	
\$	137.50	\$	123.75	\$	13.75	10.00%	HO CHUNK NATION	
\$	160.00	\$	144.00	\$	16.00	10.00%	HO CHUNK NATION	
\$	150.00	\$	135.00	\$	15.00	10.00%	HO CHUNK NATION	
\$	137.50	\$	78.62	\$	58.88	42.82%	HO CHUNK NATION	
\$	120.00	\$	108.00	\$	12.00	10.00%	HO CHUNK NATION	
\$	137.50	\$	123.75	\$	13.75	10.00%	HO CHUNK NATION	
\$	175.00	\$	157.50	\$	17.50	10.00%	HO CHUNK NATION	
\$	137.50	\$	110.92	\$	26.58	19.33%	HEALTH EQUITY	BCBS
\$	150.00	\$	150.00	\$	-	0.00%	HEALTH EQUITY	BCBS
\$	137.50	\$	110.92	\$	26.58	19.33%	HEALTH EQUITY	BCBS
\$	290.00	\$	252.48	\$	37.52	12.94%	TRICARE	
\$	137.50	\$	104.54	\$	32.96	23.97%	1.19 HUMANA	
\$	580.00	\$	580.00	\$	-	0.00%	BCBS	B3
\$	137.50	\$	110.92	\$	26.58	19.33%	BCBS	
\$	1,137.50	\$	1,049.41	\$	88.09	7.74%	BCBS	
\$	715.00	\$	715.00	\$	-	0.00%	BCBS	B3
\$	280.00	\$	271.93	\$	8.07	2.88%	BCBS	
\$	120.00	\$	120.00	\$	-	0.00%	UMR	
\$	137.50	\$	132.00	\$	5.50	4.00%	AETNA	
\$	120.00	\$	83.56	\$	36.44	30.37%	0.87 HUMANA	
\$	120.00	\$	111.60	\$	8.40	7.00%	HUMANA	
\$	150.00	\$	139.50	\$	10.50	7.00%	CIGNA	
\$	150.00	\$	134.90	\$	15.10	10.07%	SHIP	
\$	137.50	\$	110.85	\$	26.65	19.38%	SHIP	
\$	210.00	\$	189.00	\$	21.00	10.00%	AUXIANT	
\$	275.00	\$	141.92	\$	133.08	48.39%	1.04 HUMANA	
\$	762.50	\$	735.92	\$	26.58	3.49%	BCBS	
\$	120.00	\$	120.00	\$	-	0.00%	UMR	
\$	637.50	\$	579.15	\$	58.35	9.15%	UMR	
\$	137.50	\$	104.54	\$	32.96	23.97%	1.19 HUMANA	
\$	120.00	\$	115.66	\$	4.34	3.62%	BCBS FED	

\$	507.50	\$	273.91	\$	233.59	46.03%		TRICARE
\$	580.00	\$	302.04	\$	277.96	47.92%		SHP
\$	1,540.00	\$	965.88	\$	574.12	37.28%		SHP
\$	137.50	\$	110.85	\$	26.65	19.38%		SHP
\$	120.00	\$	115.20	\$	4.80	4.00%		AETNA
\$	555.55	\$	532.80	\$	22.75	4.10%		AETNA
\$	420.00	\$	403.20	\$	16.80	4.00%		AETNA
\$	150.00	\$	150.00	\$	-	0.00%		BCBS
\$	185.00	\$	108.35	\$	76.65	41.43%	\$ 1.84	HUMANA
\$	137.50	\$	111.55	\$	25.95	18.87%		UMR
\$	270.00	\$	253.75	\$	16.25	6.02%		BCBS
\$	725.00	\$	725.00	\$	-	0.00%		BCBS
\$	137.50	\$	132.00	\$	5.50	4.00%		AETNA
\$	120.00	\$	94.43	\$	25.57	21.31%		SHP
\$	400.00	\$	384.00	\$	16.00	4.00%		AETNA
\$	150.00	\$	139.50	\$	10.50	7.00%		UNIFIED LIFE INS
\$	150.00	\$	139.50	\$	10.50	7.00%		NETWORK HEALTH
\$	137.50	\$	110.85	\$	26.65	19.38%		SHP
\$	305.00	\$	161.91	\$	143.09	46.91%	\$ 3.18	HUMANA
\$	542.50	\$	495.33	\$	47.17	8.69%		BCBS
\$	120.00	\$	111.60	\$	8.40	7.00%		HUMANA
\$	137.50	\$	99.37	\$	38.13	27.73%		CIGNA
\$	137.50	\$	70.68	\$	66.82	48.60%		CHAMPVA
\$	15.00	\$	12.60	\$	2.40	16.00%		UMR
\$		\$		\$	-	#DIV/0!		
\$	51,309.28	\$	44,428.62	\$	6,880.66	13.41%	\$ 17.27	

Average Contractual adjustment 13.41%

Payer	Total billed	C/A Amount	%	Total MEDR/MA HMOs	Blended MEDR/MA HMOs %
MEDR B	\$ 57,361.30	\$ 23,024.52	40.14%	\$ 63,398.29	39.69%
MEDR HMO	\$ 6,036.99	\$ 2,138.47	35.42%		
MA	\$ 657,696.61	\$ 197,305.23	30.00%	\$ 800,898.18	36.55%
MA HMO	\$ 143,201.57	\$ 95,387.63	66.61%		
COMM INS	\$ 60,349.03	\$ 9,574.12	15.86%		
	\$ 924,645.50	\$ 327,429.98	37.61%		

Total % to Total Billed 35.41%

Note:

The overall Allowance should be at least the Total % to Total Billed percentage

	Billed		Allowed	C/A	% C/A	Sequestration	
\$		10,497.50	\$ 6,286.90	\$ 4,210.60	40.11%	\$	92.10
\$		2,135.00	\$ 1,003.34	\$ 1,131.66	53.01%	\$	16.65
\$		2,257.50	\$ 1,343.29	\$ 914.21	40.50%		
\$		1,255.00	\$ 595.34	\$ 659.66	52.56%		
\$		137.50	\$ 69.54	\$ 67.96	49.43%		
\$		395.00	\$ 198.48	\$ 196.52	49.75%		
\$		477.50	\$ 258.27	\$ 219.23	45.91%		
\$		257.50	\$ 162.09	\$ 95.41	37.05%	\$	2.56
\$		137.50	\$ 99.37	\$ 38.13	27.73%		
\$		195.00	\$ 70.71	\$ 124.29	63.74%		
\$		175.00	\$ 96.77	\$ 78.23	44.70%		
\$		275.00	\$ 208.58	\$ 66.42	24.15%	\$	2.35
\$		120.00	\$ 61.42	\$ 58.58	48.82%		
\$		120.00	\$ 61.67	\$ 58.33	48.61%		
\$		3,157.50	\$ 1,724.29	\$ 1,433.21	45.39%	\$	25.71
\$		6,462.50	\$ 3,930.50	\$ 2,532.00	39.18%	\$	61.20
\$		10,802.60	\$ 6,869.22	\$ 3,933.38	36.41%	\$	107.75
\$		825.00	\$ 401.09	\$ 423.91	51.38%		
\$		137.50	\$ 102.45	\$ 35.05	25.49%		
\$		275.00	\$ 198.74	\$ 76.26	27.73%	\$	3.12
\$		150.00	\$ 92.06	\$ 57.94	38.63%		
\$		137.50	\$ 69.55	\$ 67.95	49.42%	\$	1.13
\$		137.50	\$ 67.45	\$ 70.05	50.95%		
\$		137.50	\$ 99.37	\$ 38.13	27.73%		
\$		137.50	\$ 67.45	\$ 70.05	50.95%		
\$		137.50	\$ 67.45	\$ 70.05	50.95%		
\$		2,515.00	\$ 1,264.97	\$ 1,250.03	49.70%	\$	22.14
\$		670.00	\$ 397.45	\$ 272.55	40.68%		
\$		137.50	\$ 65.31	\$ 72.19	52.50%	\$	1.06
\$		65.00	\$ 23.57	\$ 41.43	63.74%		
\$		137.50	\$ 97.42	\$ 40.08	29.15%	\$	0.13
\$		8,442.60	\$ 5,249.84	\$ 3,192.76	37.82%	\$	82.41
\$		4,461.10	\$ 3,032.83	\$ 1,428.27	32.02%	\$	51.16
			\$	-	#DIV/0!		
\$		57,361.30	\$ 34,336.78	\$ 23,024.52	40.14%	\$	469.47

Average Contractual adjustment 40.14%

Average Contractual adjustment w/ sequestration 40.96%

GROUP

	Billed	Allowed	C/A	% C/A	Sequestration	
\$	12.73	\$ 12.73	\$ -	0.00%		UNITED HEALTH
\$	137.50	\$ 70.54	\$ 66.96	48.70%		SHP
\$	137.50	\$ 67.88	\$ 69.62	50.63%		AETNA
\$	13.49	\$ 13.49	\$ -	0.00%		AETNA
\$	1,327.50	\$ 860.08	\$ 467.42	35.21%		SHP
\$	175.00	\$ 96.77	\$ 78.23	44.70%		PHYSICIANS MUTUAL
\$	137.50	\$ 70.96	\$ 66.54	48.39%	\$ 0.52	HUMANA
\$	395.00	\$ 259.06	\$ 135.94	34.42%	\$ 2.58	HUMANA
\$	532.50	\$ 391.43	\$ 141.07	26.49%		SHP
\$	13.49	\$ 13.49	\$ -	0.00%		SHP SUP
\$	160.00	\$ 129.03	\$ 30.97	19.36%	\$ 2.58	HUMANA
\$	1,792.50	\$ 1,152.48	\$ 640.02	35.71%		SHP
\$	120.00	\$ 62.67	\$ 57.33	47.78%		PHYSICIANS MUTUAL
\$	335.00	\$ 230.52	\$ 104.48	31.19%		SHP
\$	137.50	\$ 70.96	\$ 66.54	48.39%	\$ 0.52	HUMANA
\$	12.28	\$ 12.28	\$ -	0.00%		TRANSAMERICA SUP
\$	257.50	\$ 218.86	\$ 38.64	15.01%		SHP
\$	137.50	\$ 69.54	\$ 67.96	49.43%		SHP
\$	137.50	\$ 70.96	\$ 66.54	48.39%	\$ 0.52	HUMANA
\$	65.00	\$ 24.79	\$ 40.21	61.86%	\$ 0.50	HUMANA
		\$ -		#DIV/0!		
\$	6,036.99	\$ 3,898.52	\$ 2,138.47	35.42%	\$ 7.22	

Average Contractual adjustment 35.42%

Average Contractual adjustment w/ sequestration 35.54%

Billed	Allowed	C/A	% C/A	Sequestration		
\$	9,195.00	\$ 3,110.51	\$ 6,084.49	66.17%	FH-MA	OPC
\$	40,590.34	\$ 9,070.70	\$ 31,519.64	77.65%	FH-MA	CM
\$	6,588.75	\$ 3,717.48	\$ 2,871.27	43.58%	FH-MA	B3
\$	124,453.79	\$ 116,503.32	\$ 7,950.47	6.39%	FH-MA	CCS
\$	8,860.00	\$ 3,539.40	\$ 5,320.60	60.05%	FH-MA	CRISIS
\$	3,093.53	\$ 1,597.34	\$ 1,496.19	48.37%	FH-MA	MC CROSSOVER
\$	3,605.20	\$ 2,832.10	\$ 773.10	21.44%	FH-MA	OPC
\$	195.00	\$ 47.01	\$ 147.99	75.89%	FH-MA	MC CROSSOVER
\$	8,982.60	\$ 3,878.28	\$ 5,104.32	56.82%	FH-MA	OPC
\$	9,271.25	\$ 5,218.93	\$ 4,052.32	43.71%	FH-MA	B3
\$	615.00	\$ 213.25	\$ 401.75	65.33%	FH-MA	CRISIS
\$	645.00	\$ 287.42	\$ 357.58	55.44%	FH-MA	OPC
\$	585.00	\$ 202.86	\$ 382.14	65.32%	FH-MA	CRISIS
\$	1,037.85	\$ 478.48	\$ 559.37	53.90%	FH-MA	MC CROSSOVER
\$	7,540.20	\$ 4,108.94	\$ 3,431.26	45.51%	FH-MA	OPC
\$	1,550.00	\$ 441.03	\$ 1,108.97	71.55%	FH-MA	DAY TX
\$	580.00	\$ 270.52	\$ 309.48	53.36%	FH-MA	B3
\$	9,018.96	\$ 2,026.47	\$ 6,992.49	77.53%	FH-MA	CM
\$	134,944.56	\$ 119,707.44	\$ 15,237.12	11.29%	FH-MA	CCS
\$	1,408.25	\$ 538.20	\$ 870.05	61.78%	FH-MA	MC CROSSOVER
\$	14,383.10	\$ 9,730.97	\$ 4,652.13	32.34%	FH-MA	OPC
\$	600.00	\$ 181.17	\$ 418.83	69.81%	FH-MA	DAY TX
\$	1,181.25	\$ 674.66	\$ 506.59	42.89%	FH-MA	B3
\$	9,293.50	\$ 3,599.77	\$ 5,693.73	61.27%	FH-MA	CRISIS
\$	806.39	\$ 749.98	\$ 56.41	7.00%	FH-MA	CCS
\$	7,445.00	\$ 2,790.00	\$ 4,655.00	62.53%	FH-MA	OPC
\$	4,150.00	\$ 1,118.13	\$ 3,031.87	73.06%	FH-MA	DAY TX
\$	4,921.25	\$ 3,095.86	\$ 1,825.39	37.09%	FH-MA	B3
\$	59,645.27	\$ 13,374.37	\$ 46,270.90	77.58%	FH-MA	CM
\$	145,515.61	\$ 131,719.46	\$ 13,796.15	9.48%	FH-MA	CCS
\$	17,779.00	\$ 7,674.72	\$ 10,104.28	56.83%	FH-MA	CRISIS
\$	200.00	\$ 60.39	\$ 139.61	69.81%	FH-MA	DAY TX
\$	571.03	\$ 497.36	\$ 73.67	12.90%	FH-MA	CCS
\$	4,062.50	\$ 1,561.54	\$ 2,500.96	61.56%	FH-MA	OPC
\$	8,050.00	\$ 2,241.75	\$ 5,808.25	72.15%	FH-MA	DAY TX
\$	260.00	\$ 174.44	\$ 85.56	32.91%	FH-MA	B3
\$	531.50	\$ 243.70	\$ 287.80	54.15%	FH-MA	CRISIS
\$	1,603.33	\$ 1,104.35	\$ 498.98	31.12%	FH-MA	MC CROSSOVER
\$	1,702.60	\$ 1,382.16	\$ 320.44	18.82%	FH-MA	OPC
\$	2,100.00	\$ 580.11	\$ 1,519.89	72.38%	FH-MA	DAY TX
\$	135.00	\$ 46.81	\$ 88.19	65.33%	FH-MA	CRISIS
		\$ -	\$ -	#DIV/O!		
		\$ -	\$ -	#DIV/O!		
\$	657,696.61	\$ 460,391.38	\$ 197,305.23	30.00%		

Average Contractual adjustment 30.00%

	Billed	Allowed	C/A	% C/A	Sequestration
\$	2,205.14	\$ 1,114.46	\$ 1,090.68	49.46%	CLI/CCCW CM
\$	707.19	\$ 346.24	\$ 360.95	51.04%	CLI/CCCW CM
\$	240.00	\$ 111.10	\$ 128.90	53.71%	CLI/CCCW OPC
\$	57.89	\$ 32.46	\$ 25.43	43.93%	CLI/CCCW CM
\$	42.86	\$ 21.64	\$ 21.22	49.51%	CLI/CCCW CM
\$	240.00	\$ 111.10	\$ 128.90	53.71%	CLI/CCCW OPC
\$	120.00	\$ 55.55	\$ 64.45	53.71%	CLI/CCCW OPC
\$	480.00	\$ 222.10	\$ 257.90	53.73%	CLI/CCCW OPC
\$	240.00	\$ 111.10	\$ 128.90	53.71%	CLI/CCCW OPC
\$	840.00	\$ 453.30	\$ 386.70	46.04%	CLI/CCCW OPC
\$	9,910.00	\$ 2,722.75	\$ 7,187.25	72.53%	SHP
\$	9,195.00	\$ 3,110.51	\$ 6,084.49	66.17%	SHP
\$	270.00	\$ 87.83	\$ 182.17	67.47%	SHP
\$	120.00	\$ 55.55	\$ 64.45	53.71%	CLI/CCCW OPC
\$	550.00	\$ 237.20	\$ 312.80	56.87%	CLI/CCCW OPC
\$	360.00	\$ 166.65	\$ 193.35	53.71%	CLI/CCCW OPC
\$	1,275.08	\$ 649.20	\$ 625.88	49.09%	CLI/CCCW CM
\$	2,378.73	\$ 1,190.20	\$ 1,188.53	49.96%	CLI/CCCW CM
\$	240.00	\$ 167.15	\$ 72.85	30.35%	CLI/CCCW OPC
\$	55.00	\$ 22.74	\$ 32.26	58.65%	CLI/CCCW OPC
\$	240.00	\$ 111.10	\$ 128.90	53.71%	CLI/CCCW OPC
\$	895.00	\$ 411.59	\$ 483.41	54.01%	CLI/CCCW OPC
\$	270.00	\$ 128.81	\$ 141.19	52.29%	CLI/CCCW OPC
\$	55.00	\$ 22.74	\$ 32.26	58.65%	CLI/CCCW OPC
\$	510.00	\$ 184.36	\$ 325.64	63.85%	CLI/CCCW OPC
\$	120.00	\$ 55.55	\$ 64.45	53.71%	CLI/CCCW OPC
\$	775.00	\$ 356.04	\$ 418.96	54.06%	CLI/CCCW OPC
\$	160.00	\$ 32.28	\$ 127.72	79.83%	CLI/CCCW OPC
\$	55.00	\$ 8.53	\$ 46.47	84.49%	CLI/CCCW OPC
\$	27,255.00	\$ 8,363.13	\$ 18,891.87	69.32%	SHP
\$	260.00	\$ 55.02	\$ 204.98	78.84%	SHP
\$	120.00	\$ 59.75	\$ 60.25	50.21%	UBH
\$	220.00	\$ 90.96	\$ 129.04	58.65%	SHP OPC
\$	12,177.50	\$ 4,268.16	\$ 7,909.34	64.95%	SHP OPC
\$	15,085.00	\$ 4,216.84	\$ 10,868.16	72.05%	SHP OPC
\$	22,185.00	\$ 6,825.39	\$ 15,359.61	69.23%	SHP OPC
\$	605.00	\$ 239.91	\$ 365.09	60.35%	CLI/CCCW OPC
\$	120.00	\$ 111.60	\$ 8.40	7.00%	CLI/CCCW OPC

12/11/2017

April - June 2017 remittance Contractual Adj .xlsx

Medicaid HMO

\$	120.00	\$	55.55	\$	64.45	53.71%	CLI/CCCW	OPC	
\$	120.00	\$	55.55	\$	64.45	53.71%	CLI/CCCW	OPC	
\$	599.18	\$	317.96	\$	281.22	46.93%	CLI/CCCW	CM	
\$	120.00	\$	55.55	\$	64.45	53.71%	CLI/CCCW	OPC	
\$	480.00	\$	222.20	\$	257.80	53.71%	CLI/CCCW	OPC	
\$	765.00	\$	345.97	\$	419.03	54.78%	CLI/CCCW	OPC	
\$	132.53	\$	68.08	\$	64.45	48.63%	CLI/CCCW	OPC	
\$	120.00	\$	55.55	\$	64.45	53.71%	CLI/CCCW	OPC	
\$	1,999.41	\$	1,017.08	\$	982.33	49.13%	CLI/CCCW	CM	
\$	520.00	\$	249.98	\$	270.02	51.93%	CLI/CCCW	OPC	
\$	110.00	\$	17.06	\$	92.94	84.49%	CLI/CCCW	OPC	GROUP
\$	455.00	\$	217.17	\$	237.83	52.27%	CLI/CCCW	OPC	
\$	163.56	\$	95.55	\$	68.01	41.58%	CLI/CCCW	OPC	
\$	120.00	\$	55.55	\$	64.45	53.71%	SHP	OPC	
\$	13,050.00	\$	4,324.91	\$	8,725.09	66.86%	SHP	OPC	
\$	13,692.50	\$	4,129.64	\$	9,562.86	69.84%	SHP	OPC	
				\$	-	#DIV/0!			
\$	143,201.57	\$	47,813.94	\$	95,387.63	66.61%			

Average Contractual adjustment

66.61%

Billed	Allowed	C/A	% C/A	Sequestration	
\$	175.46	\$ 175.46	\$ -	0.00%	WPS
\$	120.00	\$ 104.78	\$ 15.22	12.68%	ASPIRUS ARISE
\$	487.50	\$ 410.28	\$ 77.22	15.84%	ASPIRUS ARISE
\$	215.00	\$ 187.55	\$ 27.45	12.77%	ASPIRUS ARISE
\$	150.00	\$ 135.00	\$ 15.00	10.00%	HO CHUNK
\$	150.00	\$ 135.00	\$ 15.00	10.00%	HO CHUNK
\$	150.00	\$ 135.00	\$ 15.00	10.00%	HO CHUNK
\$	302.50	\$ 219.58	\$ 82.92	27.41%	ASPIRUS ARISE
\$	530.00	\$ 492.25	\$ 37.75	7.12%	ASPIRUS ARISE
\$	12.28	\$ 12.28	\$ -	0.00%	WPS
\$	287.50	\$ 287.50	\$ -	0.00%	WPS
\$	12.28	\$ 12.28	\$ -	0.00%	WPS
\$	150.00	\$ 150.00	\$ -	0.00%	HEALTH EQUITY
\$	175.00	\$ 175.00	\$ -	0.00%	HEALTH EQUITY
\$	137.50	\$ 66.77	\$ 70.73	51.44%	HEALTH EQUITY
\$	160.00	\$ 160.00	\$ -	0.00%	HEALTH EQUITY
\$	137.50	\$ 137.50	\$ -	0.00%	WPS
\$	290.00	\$ 290.00	\$ -	0.00%	BCBS B3
\$	1,530.00	\$ 1,521.32	\$ 8.68	0.57%	BCBS
\$	290.00	\$ 290.00	\$ -	0.00%	BCBS B3
\$	120.00	\$ 115.66	\$ 4.34	3.62%	BCBS
\$	360.00	\$ 334.80	\$ 25.20	7.00%	NETWORK HEALTH
\$	240.00	\$ 119.52	\$ 120.48	50.20%	UBH
\$	108.75	\$ 94.68	\$ 14.07	12.94%	TRICARE
\$	137.50	\$ 78.06	\$ 59.44	43.23%	UBH
\$	295.00	\$ 295.00	\$ -	0.00%	UMR
\$	150.00	\$ 150.00	\$ -	0.00%	BCBS FED
\$	120.00	\$ 83.56	\$ 36.44	30.37%	0.87 HUMANA
\$	120.00	\$ 111.60	\$ 8.40	7.00%	HUMANA
\$	485.00	\$ 420.06	\$ 64.94	13.39%	BCBS
\$	435.00	\$ 435.00	\$ -	0.00%	BCBS
\$	200.00	\$ 135.06	\$ 64.94	32.47%	BCBS
\$	19.87	\$ 19.87	\$ -	0.00%	TRANSAMERICA LIFE
\$	120.00	\$ 115.20	\$ 4.80	4.00%	AETNA
\$	275.00	\$ 141.92	\$ 133.08	48.39%	1.04 HUMANA
\$	120.00	\$ 94.43	\$ 25.57	21.31%	SHP
\$	1,602.60	\$ 1,504.23	\$ 98.37	6.14%	SHP
\$	600.00	\$ 576.00	\$ 24.00	4.00%	AETNA
\$	550.00	\$ 528.00	\$ 22.00	4.00%	AETNA
\$	160.00	\$ 148.80	\$ 11.20	7.00%	CIGNA
\$	55.00	\$ 55.00	\$ -	0.00%	BCBS
\$	1,700.00	\$ 1,584.00	\$ 116.00	6.82%	AETNA

\$	2,075.00	\$	1,611.74	\$	463.26	22.33%	BCBS	
\$	900.00	\$	600.20	\$	299.80	33.31%	BCBS	
\$	135.00	\$	76.45	\$	58.55	43.37%	SHP	
\$	310.00	\$	279.00	\$	31.00	10.00%	MULTIPLAN	
\$	120.00	\$	120.00	\$	-	0.00%	UNITY HEALTH	
\$	65.00	\$	24.79	\$	40.21	61.86%	\$ 0.50 HUMANA	
\$	527.50	\$	434.61	\$	92.89	17.61%	SHP	
\$	645.00	\$	287.42	\$	357.58	55.44%	SHP	
\$	120.00	\$	83.62	\$	36.38	30.32%	CHAMPVA	
\$	257.50	\$	257.50	\$	-	0.00%	WPS	
\$	1,035.00	\$	897.76	\$	137.24	13.26%	ASPIRUS ARISE	
\$	150.00	\$	135.00	\$	15.00	10.00%	HO CHUNK	
\$	120.00	\$	94.52	\$	25.48	21.23%	HO CHUNK	
\$	120.00	\$	66.77	\$	53.23	44.36%	HEALTH EQUITY	
\$	120.00	\$	108.00	\$	12.00	10.00%	HO CHUNK	
\$	257.50	\$	143.79	\$	113.71	44.16%	HO CHUNK	
\$	120.00	\$	108.00	\$	12.00	10.00%	HO CHUNK	
\$	110.00	\$	63.22	\$	46.78	42.53%	ASPIRUS ARISE	
\$	702.50	\$	626.14	\$	76.36	10.87%	ASPIRUS ARISE	
\$	230.00	\$	168.00	\$	62.00	26.96%	ASPIRUS ARISE	
\$	150.00	\$	150.00	\$	-	0.00%	ASPIRUS ARISE	
\$	137.50	\$	137.50	\$	-	0.00%	WPS	
\$	12.28	\$	12.28	\$	-	0.00%	WPS	
\$	120.00	\$	108.00	\$	12.00	10.00%	HO CHUNK	
\$	515.00	\$	309.04	\$	205.96	39.99%	\$ 3.72 HUMANA	
\$	120.00	\$	83.56	\$	36.44	30.37%	\$ 1.34 HUMANA	
\$	120.00	\$	120.00	\$	-	0.00%	UMR	
\$	120.00	\$	120.00	\$	-	0.00%	UMR	
\$	13.49	\$	13.49	\$	-	0.00%	TRICARE	MC-2NDRY PMT
\$	13.49	\$	13.49	\$	-	0.00%	AMERICAN REPUBLIC	MC-2NDRY PMT
\$	435.00	\$	435.00	\$	-	0.00%	BCBS	B3
\$	800.00	\$	657.71	\$	142.29	17.79%	BCBS	OPC
\$	4,067.50	\$	2,864.41	\$	1,203.09	29.58%	BCBS	DAY TX
\$	326.25	\$	326.25	\$	-	0.00%	BCBS	B3
\$	150.00	\$	125.25	\$	24.75	16.50%	\$ 2.51 HUMANA	OPC
\$	137.50	\$	110.85	\$	26.65	19.38%	SHP	OPC
\$	2,347.60	\$	2,109.56	\$	238.04	10.14%	SHP	OPC/VIVITROL
\$	120.00	\$	59.75	\$	60.25	50.21%	UBH	OPC
\$	160.00	\$	160.00	\$	-	0.00%	UMR	OPC
\$	217.50	\$	217.50	\$	-	0.00%	UMR	B3
\$	415.00	\$	415.00	\$	-	0.00%	UMR	OPC
\$	15.00	\$	12.60	\$	2.40	16.00%	UMR	PLS
\$	120.00	\$	120.00	\$	-	0.00%	UMR	OPC

\$	885.00	\$	711.98	\$	173.02	19.55%	BCBS	OPC
\$	160.00	\$	156.27	\$	3.73	2.33%	BCBS	OPC
\$	253.75	\$	95.76	\$	157.99	62.26%	TRICARE	B3
\$	120.00	\$	83.56	\$	36.44	30.37%	0.87 HUMANA	
\$	2,012.50	\$	1,812.52	\$	199.98	9.94%	BCBS	OPC & DAY TX
\$	565.00	\$	565.00	\$	-	0.00%	BCBS	B3
\$	145.00	\$	145.00	\$	-	0.00%	BCBS	B3
\$	160.00	\$	156.27	\$	3.73	2.33%	BCBS	OPC
\$	150.00	\$	144.00	\$	6.00	4.00%	AETNA	OPC
\$	1,200.00	\$	1,152.00	\$	48.00	4.00%	AETNA	DAY TX
\$	1,205.50	\$	1,132.46	\$	73.04	6.06%	SHP	CRISIS
\$	150.00	\$	135.00	\$	15.00	10.00%	PREFERRED ONE	OPC
\$	120.00	\$	120.00	\$	-	0.00%	UMR	OPC
\$	1,405.00	\$	910.38	\$	494.62	35.20%	BCBS	OPC & DAY TX
\$	310.00	\$	201.29	\$	108.71	35.07%	BCBS	OPC
\$	287.50	\$	245.75	\$	41.75	14.52%	SHP	OPC
\$	1,500.00	\$	684.69	\$	815.31	54.35%	SHP	DAY TX
\$	120.00	\$	83.56	\$	36.44	30.37%	SHP	OPC
\$	120.00	\$	108.00	\$	12.00	10.00%	ORTHO	OPC
\$	870.00	\$	427.67	\$	442.33	50.84%	SHP	DAY TX
\$	285.00	\$	161.41	\$	123.59	43.36%	SHP	CRISIS
\$	175.00	\$	175.00	\$	-	0.00%	BCBS	OPC
\$	55.00	\$	55.00	\$	-	0.00%	BCBS	OPC
\$	137.50	\$	125.00	\$	12.50	9.09%	UBH	OPC
\$	137.50	\$	115.92	\$	21.58	15.69%	BCBS	OPC
\$	217.50	\$	217.50	\$	-	0.00%	BCBS	B3
\$	982.50	\$	969.48	\$	13.02	1.33%	BCBS	OPC
\$	145.00	\$	145.00	\$	-	0.00%	BCBS	B3
\$	160.00	\$	156.27	\$	3.73	2.33%	BCBS	OPC
\$	267.50	\$	240.85	\$	26.65	9.96%	SHP	OPC
\$	120.00	\$	56.66	\$	63.34	52.78%	SHP	OPC
\$	257.50	\$	205.28	\$	52.22	20.28%	SHP	OPC
\$	137.50	\$	135.30	\$	2.20	1.60%	SHP	OPC
\$	137.50	\$	70.96	\$	66.54	48.39%	SHP	OPC
\$	150.00	\$	135.00	\$	15.00	10.00%	CIGNA	OPC
\$	240.00	\$	240.00	\$	-	0.00%	UNITY HEALTH	
\$	13.49	\$	13.49	\$	-	0.00%	AETNA	2NDRY MC CROSSOVER
\$	137.50	\$	123.75	\$	13.75	10.00%	HO CHUNK	OPC
\$	137.50	\$	123.75	\$	13.76	10.00%	HO CHUNK	OPC
\$	120.00	\$	108.00	\$	12.00	10.00%	HO CHUNK	OPC
\$	12.28	\$	12.28	\$	-	0.00%	WPS	2NDRY MC CROSSOVER
\$	12.28	\$	12.28	\$	-	0.00%	WPS	2NDRY MC CROSSOVER
\$	275.00	\$	275.00	\$	-	0.00%	WPS	

\$	175.00	\$	175.00	\$	-	0.00%	WPS	
\$	12.28	\$	12.28	\$	-	0.00%	WPS	2NDRY MC CROSSOVER
\$	150.00	\$	150.00	\$	-	0.00%	ASPIRUS ARISE	
\$	120.00	\$	104.78	\$	15.22	12.68%	ASPIRUS ARISE	
\$	450.00	\$	160.00	\$	290.00	64.44%	SHP	OPC
\$	720.00	\$	602.91	\$	117.09	16.26%	SHP	OPC & CRISIS
\$	660.00	\$	651.32	\$	8.68	1.32%	BCBS	OPC
\$	565.00	\$	565.00	\$	-	0.00%	BCBS	B3
\$	145.00	\$	145.00	\$	-	0.00%	BCBS	B3
\$	120.00	\$	115.66	\$	4.34	3.62%	BCBS	OPC
\$	240.00	\$	135.92	\$	104.08	43.37%	SHP	CRISIS
\$	150.00	\$	104.70	\$	45.30	30.20%	SHP	OPC
\$	120.00	\$	94.43	\$	25.57	21.31%	SHP	OPC
\$	120.00	\$	59.75	\$	60.25	50.21%	UBH	OPC
\$	2,117.50	\$	2,060.02	\$	57.48	2.71%	BCBS	OPC
\$	240.00	\$	240.00	\$	-	0.00%	UMR	OPC
\$	120.00	\$	120.00	\$	-	0.00%	UNITY HEALTH	OPC
\$	290.00	\$	290.00	\$	-	0.00%	UMR	B3
\$	65.00	\$	65.00	\$	-	0.00%	BCBS	
\$	670.00	\$	406.42	\$	263.58	39.34%	SHP	CRISIS
\$	175.00	\$	175.00	\$	-	0.00%	UMR	OPC
\$	120.00	\$	94.43	\$	25.57	21.31%	SHP	OPC
\$	287.50	\$	215.55	\$	71.95	25.03%	SHP	OPC
\$	1,662.60	\$	1,414.87	\$	247.73	14.90%	SHP	OPC/CRISIS
\$	1,097.50	\$	1,088.82	\$	8.68	0.79%	BCBS	OPC
\$	160.00	\$	156.27	\$	3.73	2.33%	BCBS	OPC
\$	955.00	\$	930.07	\$	24.93	2.61%	BCBS	OPC
\$	120.00	\$	111.60	\$	8.40	7.00%	HUMANA	OPC
\$	160.00	\$	160.00	\$	-	0.00%	UMR	OPC
\$	120.00	\$	120.00	\$	-	0.00%	UMR	OPC
\$		\$		\$	-	#DIV/0!		
\$	60,349.03	\$	50,774.91	\$	9,574.12	15.86%		

Average Contractual adjustment 15.86%

Payer	Total billed	C/A Amount	%	Total MEDR/MA HMOs	Blended MEDR/MA HMOs %
MEDR B	\$ 42,752.60	\$ 18,127.67	42.40%	\$ 49,112.79	41.35%
MEDR HMO	\$ 6,360.19	\$ 2,182.08	34.31%		
MA	\$ 707,536.00	\$ 204,977.96	28.97%	\$ 803,414.61	28.42%
MA HMO	\$ 95,878.61	\$ 23,376.45	24.38%		
COMM INS	\$ 51,788.38	\$ 7,659.09	14.79%		
	\$ 904,315.78	\$ 256,323.25	28.97%		

Total % to Total Billed 28.34%

Note:

The overall Allowance should be at least the Total % to Total Billed percentage

	Billed	Allowed	C/A	% C/A	Sequestration	
\$	6,882.50	\$ 3,775.21	\$ 3,107.29	45.15%	\$ 56.41	OPC
\$	212.50	\$ 157.71	\$ 54.79	25.78%		OPC
\$	65.00	\$ 23.57	\$ 41.43	63.74%		OPC
\$	275.00	\$ 195.42	\$ 79.58	28.94%	\$ 3.17	OPC
\$	412.50	\$ 300.50	\$ 112.00	27.15%		OPC
\$	137.50	\$ 67.34	\$ 70.16	51.03%	\$ 1.09	OPC
\$	8,907.50	\$ 5,286.64	\$ 3,620.86	40.65%	\$ 82.93	OPC
\$	65.00	\$ 41.43	\$ 23.57	36.26%		OPC
\$	3,840.10	\$ 2,503.08	\$ 1,337.02	34.82%	\$ 41.87	OPC
\$	65.00	\$ 41.43	\$ 23.57	36.26%		OPC
\$	65.00	\$ 46.31	\$ 18.69	28.75%		OPC
\$	5,127.50	\$ 2,714.05	\$ 2,413.45	47.07%	\$ 43.24	OPC
\$	275.00	\$ 134.90	\$ 140.10	50.95%		OPC
\$	350.00	\$ 190.85	\$ 159.15	45.47%		OPC
\$	137.50	\$ 96.62	\$ 40.88	29.73%	\$ 1.36	OPC
\$	275.00	\$ 134.90	\$ 140.10	50.95%		OPC
\$	350.00	\$ 190.85	\$ 159.15	45.47%		OPC
\$	137.50	\$ 12.67	\$ 124.83	90.79%	\$ 1.36	OPC
\$	7,252.50	\$ 4,026.74	\$ 3,225.76	44.48%	\$ 64.53	OPC
\$	7,920.00	\$ 4,684.71	\$ 3,235.29	40.85%	\$ 73.57	OPC
			\$ -	#DIV/0!		
\$	42,752.60	\$ 24,624.93	\$ 18,127.67	42.40%	\$ 369.53	

Average Contractual adjustment 42.40%

Average Contractual adjustment w/ sequestration 43.27%

Billed	Allowed	C/A	% C/A	Sequestration		
\$ 65.00	\$ 24.79	\$ 40.21	61.86%	\$ 0.50	HUMANA	OPC
\$ 275.00	\$ 141.08	\$ 133.92	48.70%		SHP	OPC
\$ 240.00	\$ 193.87	\$ 46.13	19.22%		SHP	OPC
\$ 12.53	\$ 12.35	\$ 0.18	1.41%		PHYSICIANS MUTUAL	OPC
\$ 677.50	\$ 479.15	\$ 198.35	29.28%		SHP	OPC
\$ 13.49	\$ 13.49	\$ -	0.00%		SHP	OPC
\$ 12.53	\$ 12.53	\$ -	0.00%		PHYSICIANS MUTUAL	OPC
\$ 175.00	\$ 126.97	\$ 48.03	27.45%		SHP	OPC
\$ 1,302.50	\$ 820.59	\$ 481.91	37.00%		SHP	OPC
\$ 137.50	\$ 110.85	\$ 26.65	19.38%		SHP	OPC
\$ 395.00	\$ 67.96	\$ 327.04	82.79%		SHP	OPC
\$ 340.00	\$ 200.29	\$ 139.71	41.09%		HUMANA	OPC
\$ 4.71	\$ 4.71	\$ -	0.00%		CIGNA	OPC
\$ 6.75	\$ 6.74	\$ 0.01	0.15%		WEB-TPA	OPC
\$ 12.53	\$ 12.53	\$ -	0.00%		PHYSICIANS MUTUAL	OPC
\$ 65.00	\$ 24.79	\$ 40.21	61.86%	\$ 0.50	HUMANA	OPC
\$ 137.50	\$ 70.96	\$ 66.54	48.39%	\$ 0.52	HUMANA	OPC
\$ 1,065.00	\$ 833.73	\$ 231.27	21.72%		SHP	OPC
\$ 192.50	\$ 160.18	\$ 32.32	16.79%		SHP	OPC
\$ 137.50	\$ 70.96	\$ 66.54	48.39%	\$ 0.52	HUMANA	OPC
\$ 175.00	\$ 130.95	\$ 44.05	25.17%	\$ 1.31	HUMANA	OPC
\$ 17.28	\$ 17.28	\$ -	0.00%		SHP	OPC
\$ 275.00	\$ 205.90	\$ 69.10	25.13%		SHP	OPC
\$ 415.00	\$ 271.54	\$ 143.46	34.57%		SHP	OPC
\$ 13.49	\$ 13.49	\$ -	0.00%		SHP	OPC
\$ 19.87	\$ 19.87	\$ -	0.00%		CIGNA	OPC
\$ 26.02	\$ 12.53	\$ 13.49	51.84%		PHYSICIANS MUTUAL	OPC
\$ 137.50	\$ 104.54	\$ 32.96	23.97%		HUMANA	OPC
\$ 13.49	\$ 13.49	\$ -	0.00%		SHP	OPC
		\$ -	#DIV/0!			
\$ 6,360.19	\$ 4,178.11	\$ 2,182.08	34.31%	\$ 3.35		

Average Contractual adjustment 34.31%

Average Contractual adjustment w/ sequestration 34.36%

Billed	Allowed	C/A	% C/A	Sequestration	
\$ 2,027.60	\$ 1,541.87	\$ 485.73	23.96%	MA OPC	
\$ 817.50	\$ 154.47	\$ 663.03	81.10%	MC CROSSOVER	
\$ 1,132.12	\$ 994.72	\$ 137.40	12.14%	FH-MA CCS	
\$ 1,350.00	\$ 380.64	\$ 969.36	71.80%		
\$ 200.00	\$ 60.39	\$ 139.61	69.81%	MA DAY TX	
\$ 673.47	\$ 478.12	\$ 195.35	29.01%	MC CROSSOVER	
\$ 14,195.50	\$ 9,041.37	\$ 5,154.13	36.31%	MA OPC	
\$ 20,887.00	\$ 9,663.44	\$ 11,223.56	53.73%	MA CI	
\$ 27,633.05	\$ 6,230.67	\$ 21,402.38	77.45%	MA CM	
\$ 5,945.00	\$ 2,560.62	\$ 3,384.38	56.93%	MA B-3	
\$ 117,478.40	\$ 111,499.18	\$ 5,979.22	5.09%	MA CCS	
\$ 5,470.00	\$ 2,070.49	\$ 3,399.51	62.15%	MA OPC	
\$ 225.00	\$ 78.03	\$ 146.97	65.32%	MA CI	
\$ 140,658.82	\$ 133,333.79	\$ 7,325.03	5.21%	MA CCS	
\$ 32,452.75	\$ 7,309.45	\$ 25,143.30	77.48%	MA CM	
\$ 5,846.25	\$ 2,536.92	\$ 3,309.33	56.61%	MA B-3	
\$ 1,200.00	\$ 362.34	\$ 837.66	69.81%	MA DAY TX	
\$ 797.79	\$ 212.15	\$ 585.64	73.41%	MA CROSSOVER	
\$ 6,280.10	\$ 3,138.92	\$ 3,141.18	50.02%	MA OPC	
\$ 37,702.00	\$ 18,183.85	\$ 19,518.15	51.77%	MA CI	
\$ 4,762.11	\$ 1,231.33	\$ 3,530.78	74.14%	MA CROSSOVER	
\$ 6,692.90	\$ 5,648.49	\$ 1,044.41	15.60%	MA OPC/VIVITROL	
\$ 200.00	\$ 60.39	\$ 139.61	69.81%	MA DAY TX	
\$ 37,616.25	\$ 20,767.54	\$ 16,848.71	44.79%	MA CRS	
\$ 4,125.00	\$ 1,380.52	\$ 2,744.48	66.53%	MA OPC	
\$ 1,150.00	\$ 320.25	\$ 829.75	72.15%	MA DAY TX	
\$ 2,326.25	\$ 1,011.03	\$ 1,315.22	56.54%	MA B-3	
\$ 761.50	\$ 257.07	\$ 504.43	66.24%	MA CROSSOVER	
\$ 2,042.60	\$ 1,486.11	\$ 556.49	27.24%	MA OPC	
\$ 60.00	\$ 20.80	\$ 39.20	65.33%	MA CI	
\$ 5,692.50	\$ 2,160.57	\$ 3,531.93	62.05%	MA OPC	
\$ 200.00	\$ 60.39	\$ 139.61	69.81%	MA DAY TX	
\$ 2,347.50	\$ 1,194.61	\$ 1,152.89	49.11%	MA B-3	
\$ 34,641.91	\$ 7,777.98	\$ 26,863.93	77.55%	MA CASE MANAGEMENT	
\$ 32,850.00	\$ 15,531.44	\$ 17,318.56	52.72%	MA CI	
\$ 132,708.57	\$ 125,632.82	\$ 7,075.75	5.33%	MA CCS	
\$ 270.66	\$ 65.77	\$ 204.89	75.70%	MA CROSSOVER OPC	
\$ 5,472.70	\$ 3,470.01	\$ 2,002.69	36.59%	MA OPC	

12/11/2017

July - Sept 2017 remittance Contractual Adj .xlsx

Medicaid

Billed	Allowed	C/A	% C/A	Sequestration		
\$ 2,750.00	\$ 803.37	\$ 1,946.63	70.79%	MA	DAY TX	
\$ 615.00	\$ 113.75	\$ 501.25	81.50%	MA	CI	
\$ 1,350.00	\$ 380.64	\$ 969.36	71.80%	MA	DAY TX	
\$ 455.14	\$ 168.63	\$ 286.51	62.95%	MA	CROSSOVER OPC	
\$ 45.00	\$ 15.60	\$ 29.40	65.33%	MA	CI	
\$ 3,972.50	\$ 2,661.39	\$ 1,311.11	33.00%	MA	B-3	
\$ 750.00	\$ 199.47	\$ 550.53	73.40%	MA	DAY TX	
\$ 23.06	\$ 21.43	\$ 1.63	7.07%	MA	CCS	
\$ 682.50	\$ 285.21	\$ 397.29	58.21%	MA	OPC	
		\$ -	#DIV/0!			
\$ 707,536.00	\$ 502,558.04	\$ 204,977.96	28.97%	\$ -		

Average Contractual adjustment	28.97%
--------------------------------	--------

Billed	Allowed	C/A	% C/A	Sequestration		
\$	403.00	\$ 154.24	\$ 248.76	61.73%	SHP	OPC
\$	2,333.69	\$ 1,125.28	\$ 1,208.41	51.78%	CLI	OPC
\$	829.33	\$ 427.61	\$ 401.72	48.44%	CLI	OPC
\$	415.00	\$ 166.65	\$ 248.35	59.84%	CLI	OPC
\$	615.00	\$ 300.50	\$ 314.50	51.14%	CLI	OPC
\$	12.53	\$ 12.53	\$ -	0.00%	CLI	OPC
\$	80.00	\$ 27.78	\$ 52.22	65.28%	CLI	OPC
\$	240.00	\$ 111.10	\$ 128.90	53.71%	CLI	OPC
\$	120.00	\$ 55.55	\$ 64.45	53.71%	CLI	OPC
\$	165.00	\$ 25.59	\$ 139.41	84.49%	CLI	OPC
\$	190.40	\$ 99.09	\$ 91.31	47.96%	CLI	OPC
\$	9,350.00	\$ 2,854.01	\$ 6,495.99	69.48%	SHP	OPC
\$	480.00	\$ 222.20	\$ 257.80	53.71%	SHP	OPC
\$	380.00	\$ 110.57	\$ 269.43	70.90%	SHP	OPC
\$	150.01	\$ 86.56	\$ 63.45	42.30%	CLI	OPC
\$	295.00	\$ 111.10	\$ 183.90	62.34%	CLI	OPC
\$	175.00	\$ 55.55	\$ 119.45	68.26%	CLI	OPC
\$	805.00	\$ 373.75	\$ 431.25	53.57%	CLI	OPC
\$	495.00	\$ 237.20	\$ 257.80	52.08%	CLI	OPC
\$	49.62	\$ 49.62	\$ -	0.00%	CLI	OPC
\$	120.00	\$ 55.55	\$ 64.45	53.71%	CLI	OPC
\$	711.74	\$ 331.85	\$ 379.89	53.37%	CLI	OPC
\$	120.00	\$ 55.55	\$ 64.45	53.71%	CLI	OPC
\$	48.00	\$ 48.00	\$ -	0.00%	CLI	OPC
\$	495.00	\$ 237.20	\$ 257.80	52.08%	CLI	OPC
\$	1,730.92	\$ 1,716.05	\$ 14.87	0.86%	TPA	
\$	149.41	\$ 149.41	\$ -	0.00%	TPA	
\$	14,442.84	\$ 14,442.84	\$ -	0.00%	TPA	
\$	20,153.92	\$ 20,153.92	\$ -	0.00%	TPA	
\$	526.13	\$ 268.33	\$ 257.80	49.00%	CLI	OPC
\$	1,442.26	\$ 714.12	\$ 728.14	50.49%	CLI	CM
\$	741.47	\$ 367.88	\$ 373.59	50.39%	CLI	CM
\$	560.00	\$ 277.76	\$ 282.24	50.40%	CLI	OPC
\$	120.00	\$ 55.55	\$ 64.45	53.71%	CLI	OPC
\$	25.81	\$ 25.81	\$ -	0.00%	CLI	OPC
\$	295.00	\$ 133.84	\$ 161.16	54.63%	CLI	OPC
\$	120.00	\$ 55.55	\$ 64.45	53.71%	CLI	OPC
\$	79.99	\$ 79.99	\$ -	0.00%	CLI	OPC

12/11/2017

July - Sept 2017 remittance Contractual Adj .xlsx

Medicaid HMO

\$	120.00	\$	55.55	\$	64.45	53.71%	CLI	OPC
\$	12,222.50	\$	3,983.55	\$	8,238.95	67.41%	SHP	OPC
\$	57.96	\$	57.96	\$	-	0.00%	TPA	
\$	880.20	\$	880.20	\$	-	0.00%	TPA	
\$	709.66	\$	709.66	\$	-	0.00%	TPA	
\$	6,555.70	\$	6,527.71	\$	27.99	0.43%	TPA	
\$	15,866.52	\$	14,511.85	\$	1,354.67	8.54%	TPA	
				\$	-	#DIV/0!		
				\$	-	#DIV/0!		
				\$	-	#DIV/0!		
				\$	-	#DIV/0!		
				\$	-	#DIV/0!		
\$	95,878.61	\$	72,502.16	\$	23,376.45	24.38%		

Average Contractual adjustment	24.38%
--------------------------------	--------

Billed	Allowed	C/A	% C/A	Sequestration		
\$	240.00	\$ 240.00	\$ -	0.00%	UMR	OPC
\$	120.00	\$ 59.75	\$ 60.25	50.21%	UHC	OPC
\$	365.00	\$ 365.00	\$ -	0.00%	SHP	OPC
\$	130.00	\$ 130.00	\$ -	0.00%	SHP	B-3
\$	2,012.60	\$ 705.23	\$ 1,307.37	64.96%	SHP	OPC/VIVITROL
\$	137.50	\$ 73.90	\$ 63.60	46.25%	SHP	OPC
\$	480.00	\$ 448.00	\$ 32.00	6.67%	UHC	OPC
\$	137.50	\$ 66.77	\$ 70.73	51.44%	BC/BS	OPC
\$	150.00	\$ 134.90	\$ 15.10	10.07%	SHP	OPC
\$	137.50	\$ 127.88	\$ 9.62	7.00%	UHC	OPC
\$	230.00	\$ 216.60	\$ 13.40	5.83%	UMR	OPC
\$	160.00	\$ 144.00	\$ 16.00	10.00%	UHC	OPC
\$	425.00	\$ 326.40	\$ 98.60	23.20%	SHP	OPC
\$	1,670.00	\$ 1,272.07	\$ 397.93	23.83%	SHP	OPC
\$	580.00	\$ 580.00	\$ -	0.00%	UHC	OPC
\$	1,050.00	\$ 1,028.30	\$ 21.70	2.07%	BC/BS	OPC
\$	108.75	\$ 108.75	\$ -	0.00%	BC/BS	B-3
\$	1,015.00	\$ 1,050.46	\$ (35.46)	-3.49%	BC/BS	B-3 overpayment on 5/12/17
\$	480.00	\$ 468.81	\$ 11.19	2.33%	BC/BS	OPC
\$	13.49	\$ 13.49	\$ -	0.00%	WPS	OPC
\$	137.50	\$ 123.75	\$ 13.75	10.00%	HO CHUNK	OPC
\$	160.00	\$ 144.00	\$ 16.00	10.00%	HO CHUNK	OPC
\$	407.50	\$ 379.53	\$ 27.97	6.86%	5.17 ASPIRUS ARISE	OPC
\$	137.50	\$ 74.22	\$ 63.28	46.02%	ASPIRUS ARISE	OPC
\$	137.50	\$ 87.21	\$ 50.29	36.57%	WPS	OPC
\$	150.00	\$ 135.00	\$ 15.00	10.00%	HO CHUNK	OPC
\$	767.50	\$ 643.34	\$ 124.16	16.18%	8.16 ASPIRUS ARISE	OPC
\$	80.00	\$ 72.00	\$ 8.00	10.00%	HO CHUNK	OPC
\$	240.00	\$ 189.04	\$ 50.96	21.23%	CITY OF WR	OPC
\$	217.50	\$ 195.74	\$ 21.76	10.00%	CUSTOM BENEFIT ADMIN	OPC
\$	137.50	\$ 123.75	\$ 13.75	10.00%	HO CHUNK	OPC
\$	12.28	\$ 12.28	\$ -	0.00%	WPS	OPC
\$	137.50	\$ 73.90	\$ 63.60	46.25%	SHP	OPC
\$	2,141.00	\$ 1,614.08	\$ 526.92	24.61%	SHP	OPC
\$	120.00	\$ 94.52	\$ 25.48	21.23%	CITY OF WR	OPC
\$	120.00	\$ 120.00	\$ -	0.00%	UMR	OPC
\$	942.50	\$ 704.41	\$ 238.09	25.26%	BC/BS	OPC
\$	15.00	\$ 12.60	\$ 2.40	16.00%	UMR	OPC
\$	390.00	\$ 376.60	\$ 13.40	3.44%	UMR	OPC
\$	120.00	\$ 120.00	\$ -	0.00%	UNITY	OPC
\$	1,310.00	\$ 932.24	\$ 377.76	28.84%	BC/BS	OPC

\$	1,395.00	\$	1,374.64	\$	20.36	1.46%	BC/BS	OPC/DAY TX
\$	200.00	\$	135.06	\$	64.94	32.47%	BC/BS	DAY TX
\$	57.67	\$	46.14	\$	11.53	19.99%	BC/BS	OPC
\$	13.49	\$	13.49	\$	-	0.00%	BC/BS	OPC
\$	1,442.60	\$	1,359.31	\$	83.29	5.77%	SHP	OPC/VIVITROL
\$	2,940.00	\$	2,355.59	\$	584.41	19.88%	BC/BS	OPC
\$	130.00	\$	130.00	\$	-	0.00%	BC/BS	B-3
\$	710.00	\$	471.41	\$	238.59	33.60%	BC/BS	OPC
\$	398.00	\$	382.90	\$	15.10	3.79%	SHP	OPC
\$	1,151.00	\$	1,033.92	\$	117.08	10.17%	SHP	OPC
\$	320.00	\$	211.14	\$	108.86	34.02%	SHP	OPC
\$	160.00	\$	160.00	\$	-	0.00%	UMR	OPC
\$	55.00	\$	48.30	\$	6.70	12.18%	UMR	OPC
\$	490.00	\$	490.00	\$	-	0.00%	BC/BS	OPC
\$	205.00	\$	205.00	\$	-	0.00%	BC/BS	OPC
\$	24.56	\$	24.56	\$	-	0.00%	WPS	OPC
\$	230.00	\$	168.00	\$	62.00	26.96%	1.43 ARISE	OPC
\$	257.50	\$	257.50	\$	-	0.00%	WPS	OPC
\$	215.00	\$	187.55	\$	27.45	12.77%	1.60 ARISE	OPC
\$	18.79	\$	18.79	\$	-	0.00%	WPS	OPC
\$	160.00	\$	144.00	\$	16.00	10.00%	UHC	OPC
\$	130.00	\$	130.00	\$	-	0.00%	UHC	B-3
\$	137.50	\$	130.63	\$	6.87	5.00%	UHC	OPC
\$	240.00	\$	223.20	\$	16.80	7.00%	HUMANA	OPC
\$	55.00	\$	49.94	\$	5.06	9.20%	SHP	OPC
\$	1,257.50	\$	1,165.98	\$	91.52	7.28%	BC/BS	OPC
\$	108.75	\$	108.75	\$	-	0.00%	BC/BS	B-3
\$	325.00	\$	320.66	\$	4.34	1.34%	BC/BS	OPC
\$	270.00	\$	270.00	\$	-	0.00%	UMR	OPC
\$	120.00	\$	108.00	\$	12.00	10.00%	UHC	OPC
\$	137.50	\$	130.63	\$	6.87	5.00%	UHC	OPC
\$	120.00	\$	120.00	\$	-	0.00%	UMR	OPC
\$	247.50	\$	207.36	\$	40.14	16.22%	UMR	OPC
\$	300.00	\$	279.00	\$	21.00	7.00%	BC/BS	OPC
\$	13.49	\$	13.49	\$	-	0.00%	TRICARE	OPC
\$	120.00	\$	108.00	\$	12.00	10.00%	UHC	OPC
\$	2,033.00	\$	2,033.00	\$	-	0.00%	UHC	CI
\$	120.00	\$	120.00	\$	-	0.00%	UMR	OPC
\$	175.00	\$	168.30	\$	6.70	3.83%	UMR	OPC
\$	120.00	\$	120.00	\$	-	0.00%	UMR	OPC
\$	2,135.00	\$	1,654.42	\$	480.58	22.51%	BC/BS	OPC/DAY TX
\$	347.50	\$	347.50	\$	-	0.00%	BC/BS	B-3
\$	280.00	\$	271.93	\$	8.07	2.88%	BC/BS	OPC

\$	400.00	\$	391.32	\$	8.68	2.17%	BC/BS	OPC
\$	865.00	\$	852.59	\$	12.41	1.43%	BC/BS	OPC
\$	108.75	\$	108.75	\$	-	0.00%	BC/BS	B-3
\$	160.00	\$	156.27	\$	3.73	2.33%	BC/BS	OPC
\$	60.00	\$	33.98	\$	26.02	43.37%	SHP	CI
\$	120.00	\$	120.00	\$	-	0.00%	UNITY	OPC
\$	1,653.50	\$	1,250.30	\$	403.20	24.38%	UHC	CI
\$	1,522.50	\$	1,393.64	\$	128.86	8.46%	BC/BS	OPC
\$	108.75	\$	108.75	\$	-	0.00%	BC/BS	B-3
\$	320.00	\$	312.54	\$	7.46	2.33%	BC/BS	OPC
\$	310.00	\$	264.70	\$	45.30	14.61%	SHP	OPC
\$	2,772.70	\$	2,694.00	\$	78.70	2.84%	SHP	OPC/VIVITROL
\$	181.25	\$	95.76	\$	85.49	47.17%	TRICARE	B-3
\$	370.00	\$	370.00	\$	-	0.00%	BC/BS	OPC
\$	160.00	\$	160.00	\$	-	0.00%	SHP	OPC
\$	2,345.50	\$	1,857.62	\$	487.88	20.80%	SHP	CI
\$	320.00	\$	288.00	\$	32.00	10.00%	HEALTH EOS	OPC
\$	270.00	\$	157.33	\$	112.67	41.73%	SHP	OPC
\$	150.00	\$	104.70	\$	45.30	30.20%	SHP	OPC
\$	160.00	\$	135.02	\$	24.98	15.61%	CITY OF WR	OPC
\$	253.38	\$	228.37	\$	25.01	9.87%	BENEFIT PLAN ADMIN	B-3
\$	175.00	\$	160.64	\$	14.36	8.21%	ARISE	OPC
\$	537.50	\$	490.25	\$	47.25	8.79%	ARISE	OPC
\$	16.50	\$	16.50	\$	-	0.00%	ARISE	CI
\$	137.50	\$	123.75	\$	13.75	10.00%	HO CHUNK	OPC
\$	175.00	\$	157.50	\$	17.50	10.00%	HO CHUNK	OPC
\$	150.00	\$	135.00	\$	15.00	10.00%	HO CHUNK	OPC
\$	150.00	\$	135.00	\$	15.00	10.00%	HO CHUNK	OPC
\$	20.49	\$	20.49	\$	-	0.00%	CHAMPVA	OPC
\$	120.00	\$	94.52	\$	25.48	21.23%	CITY OF WR	OPC
\$	12.53	\$	12.53	\$	-	0.00%	WPS	OPC
\$	450.00	\$	348.11	\$	101.89	22.64%	ARISE	OPC
\$	202.50	\$	124.19	\$	78.31	38.67%	CHAMPVA	OPC
\$	120.00	\$	120.00	\$	-	0.00%	WPS	OPC
\$	12.53	\$	12.53	\$	-	0.00%	WPS	OPC
\$	8.03	\$	8.03	\$	-	0.00%	CHAMPVA	OPC
\$		\$		\$	-	#DIV/0!		
\$	51,788.38	\$	44,129.29	\$	7,659.09	14.79%	\$	16.36

Average Contractual adjustment 14.79%

2017 DENIAL PROJECT

BATCH	INSURANCE	DOS	AMT OF CLAIM	DENIAL REASON
1271	SHP	7/12/2017	\$ 150.00	NOT INSURED
1271	SHP	7/14/2017	\$ 165.00	NOT INSURED
1271	SHP/MA	6/29/2017	\$ 145.00	NOT INSURED
1271	SHP/MA	6/2/2017	\$ 145.00	NOT INSURED
		6/5/2017		
1271	SHP/MA	6/28/17	\$ 145.00	NOT INSURED
		6/7/2017		
1271	SHP/MA	6/21/17	\$ 145.00	NOT INSURED
		5/8/2017		
		6/6/2017		
1271	SHP/MA	6/27/17	145 EACH	NOT INSURED
		6/9/17		
		6/13/17		
		6/20/17		
1271	SHP/MA	6/27/17	108.75 EACH	NOT INSURED
		6/8/17		
1271	SHP/MA	6/22/17	108.75 EACH	NOT INSURED
		6/5/17		
1271	SHP/MA	6/22/17	108.75 EACH	NOT INSURED
		6/13/17		
1271	SHP/MA	6/27/17	145 EACH	NOT INSURED
1273	CLI	5/5/2017	\$ 175.00	TIMELY FILING
1273	CLI	3/17/2017	\$ 58.88	TIMELY FILING
1275	NGS	5/3/2017	\$ 120.00	COVERED BY ANOTHER PAYER
1275	NGS	7/10/2017	\$ 137.50	COVERED BY ANOTHER PAYER
1276	SHP	7/7/2017	\$ 205.00	NOT COVERED BY PRIMARY PROVIDERS
1276	SHP	7/11/2017	\$ 190.00	NOT COVERED BY PRIMARY PROVIDERS
1276	BC/BS	7/14/2017	\$ 150.00	NOT INSURED
1278	UHC	7/18/2017	\$ 145.00	NOT INSURED
1286	SHP	6/15/2017	\$ 145.00	NOT COVERED UNDER THE PATIENT'S CURRENT PLAN
1286	SHP	6/14/2017	\$ 145.00	NOT COVERED UNDER THE PATIENT'S CURRENT PLAN
1286	SHP	6/28/2017	\$ 145.00	NOT COVERED UNDER THE PATIENT'S CURRENT PLAN
1286	SHP	6/5/2017	\$ 145.00	NOT COVERED UNDER THE PATIENT'S CURRI There are 4 services denied at 145.00 each
1286	SHP	7/7/2017	\$ 65.00	INVALID TAXONOMY
1288	SHP	7/20/2017	\$ 130.00	PREAUTH ABSENT B-3
1288	SHP	7/20/2017	\$ 145.00	NOT COVERED UNDER THE PATIENT'S CURRENT PLAN
1289	NGS	8/28/2017	\$ 137.50	NOT INSURED
1289	NGS	9/12/2017	\$ 137.50	ONLY 1 INITIAL VISIT IS COVERED PER SPECIALITY
1291	SHP	7/19/2017	\$ 145.00	PREAUTH ABSENT B-3
1291	SHP	7/24/2017	\$ 145.00	PREAUTH ABSENT B-3
1291	SHP	7/13/2017	\$ 435.00	PREAUTH ABSENT There are 3 claims B-3
1294	SHP	7/11/2017	\$ 290.00	PREAUTH ABSENT There are 2 claims B-3
1294	SHP	7/17/2017	\$ 65.00	INVALID TAXONOMY
1294	SHP	8/14/2017	\$ 65.00	INVALID TAXONOMY
1294	SHP	8/24/2017	\$ 137.50	NOT INSURED
1294	SHP	7/24/2017	\$ 65.00	INVALID TAXONOMY
1294	SHP	9/1/2017	\$ 65.00	INVALID TAXONOMY

Payer	Total billed	C/A Amount	%	Total MEDR/MA HMOs	Blended MEDR/MA HMOs %
MEDR B	\$ 18,613.25	\$ 7,456.60	40.06%	\$ 24,471.30	41.30%
MEDR HMO	\$ 5,858.05	\$ 2,648.89	45.22%		
MA	\$ 513,607.62	\$ 141,890.13	27.63%	\$ 571,681.54	31.32%
MA HMO	\$ 58,073.92	\$ 37,134.53	63.94%		
COMM INS	\$ 25,165.52	\$ 3,198.83	12.71%		
	\$ 621,318.36	\$ 192,328.98	37.91%		

Total % to Total Billed	30.95%
--------------------------------	---------------

Note:

The overall Allowance should be at least the Total % to Total Billed percentage

Billed	Allowed	C/A	% C/A	Sequestration	
\$ 373.15	\$ 269.33	\$ 103.82	27.82%	\$ 5.10	OPC
\$ 275.00	\$ 195.42	\$ 79.58	28.94%	\$ 3.17	OPC
\$ 137.50	\$ 99.37	\$ 38.13	27.73%		OPC
\$ 5,070.00	\$ 3,122.63	\$ 1,947.37	38.41%	\$ 50.53	OPC
\$ 8,937.60	\$ 5,679.14	\$ 3,258.46	36.46%	\$ 93.42	OPC
\$ 137.50	\$ 102.62	\$ 34.88	25.37%		OPC
\$ 130.00	\$ 46.39	\$ 83.61	64.32%	\$ 0.37	OPC
\$ 137.50	\$ 98.56	\$ 38.94	28.32%	\$ 1.60	OPC
\$ 3,415.00	\$ 1,543.19	\$ 1,871.81	54.81%	\$ 24.31	OPC
		\$ -	#DIV/0!		
\$ 18,613.25	\$ 11,156.65	\$ 7,456.60	40.06%	\$ 178.50	

Average Contractual adjustment 40.06%

Average Contractual adjustment w/ sequestration 41.02%

	Billed	Allowed	C/A	% C/A	Sequestration	
\$	137.50	\$ 42.24	\$ 95.26	69.28%		HUMANA OPC
\$	13.49	\$ 6.74	\$ 6.75	50.04%		TRANSAME OPC
\$	13.49	\$ 13.49	\$ -	0.00%		AMERICAN OPC
\$	1,357.50	\$ 780.87	\$ 576.63	42.48%		SHP OPC
\$	175.00	\$ 107.10	\$ 67.90	38.80%		SHP OPC
\$	137.50	\$ 70.96	\$ 66.54	48.39%	\$ 0.52	HUMANA OPC
\$	137.50	\$ 70.96	\$ 66.54	48.39%	\$ 0.52	HUMANA OPC
\$	55.00	\$ 25.28	\$ 29.72	54.04%		HUMANA OPC
\$	3.79	\$ 3.79	\$ -	0.00%		SHP OPC
\$	1,100.00	\$ 661.55	\$ 438.45	39.86%		SHP OPC
\$	55.00	\$ 24.88	\$ 30.12	54.76%		SHP OPC
\$	275.00	\$ 144.35	\$ 130.65	47.51%		SHP OPC
\$	275.00	\$ 238.17	\$ 36.83	13.39%		SHP OPC
\$	17.28	\$ 17.28	\$ -	0.00%		SHP OPC
\$	715.00	\$ 194.33	\$ 520.67	72.82%		SHP OPC/B-3
\$	680.00	\$ 427.36	\$ 252.64	37.15%		SHP OPC
\$	240.00	\$ 164.44	\$ 75.56	31.48%		SHP OPC
\$	65.00	\$ 24.79	\$ 40.21	61.86%		SHP OPC
\$	137.50	\$ 70.04	\$ 67.46	49.06%		SHP OPC
\$	267.50	\$ 120.54	\$ 146.96	54.94%		HUMANA OPC
		\$ -		#DIV/0!		
\$	5,858.05	\$ 3,209.16	\$ 2,648.89	45.22%	\$ 1.04	

Average Contractual adjustment 45.22%

Average Contractual adjustment w/ sequestration 45.24%

Billed	Allowed	C/A	% C/A	Sequestration	
\$ 4,597.50	\$ 1,724.71	\$ 2,872.79	62.49%	OPC	
\$ 1,750.00	\$ 501.42	\$ 1,248.58	71.35%	OPC	DAY TX
\$ 4,812.50	\$ 2,579.78	\$ 2,232.72	46.39%	B-3	
\$ 39,800.70	\$ 8,964.99	\$ 30,835.71	77.48%	CM	
\$ 22,378.50	\$ 10,653.64	\$ 11,724.86	52.39%	CI	
\$ 1,821.97	\$ 1,611.42	\$ 210.55	11.56%	CCS	
\$ 1,851.10	\$ 1,387.88	\$ 463.22	25.02%	OPC	
\$ 3,250.00	\$ 900.36	\$ 2,349.64	72.30%	OPC	DAY TX
\$ 138,213.35	\$ 129,889.01	\$ 8,324.34	6.02%	CCS	
\$ 647.26	\$ 89.46	\$ 557.80	86.18%	NGS CROSSOVER	
\$ 5,245.30	\$ 4,331.63	\$ 913.67	17.42%	OPC	
\$ 5,525.00	\$ 2,064.58	\$ 3,460.42	62.63%	OPC	
\$ 1,650.00	\$ 417.24	\$ 1,232.76	74.71%	OPC	DAY TX
\$ 7,872.50	\$ 4,605.45	\$ 3,267.05	41.50%	B-3	
\$ 67.45	\$ 2.00	\$ 65.45	97.03%	OPC	
\$ 14,493.60	\$ 13,850.01	\$ 643.59	4.44%	OPC	VIVITROL/OPC
\$ 1,885.00	\$ 1,215.17	\$ 669.83	35.53%	B-3	
\$ 1,464.40	\$ 328.13	\$ 1,136.27	77.59%	CM	
\$ 75.00	\$ 26.12	\$ 48.88	65.17%	CI	
\$ 3,400.00	\$ 918.66	\$ 2,481.34	72.98%	OPC	DAY TX
\$ 1,710.00	\$ 1,058.54	\$ 651.46	38.10%	B-3	
\$ 1,156.93	\$ 570.46	\$ 586.47	50.69%	NGS CROSSOVER	
\$ 1,325.00	\$ 458.73	\$ 866.27	65.38%	OPC	
\$ 1,098.50	\$ 630.89	\$ 467.61	42.57%	CI	
\$ 158,894.09	\$ 150,620.77	\$ 8,273.32	5.21%	CCS	
\$ 700.87	\$ 224.43	\$ 476.44	67.98%	NGS CROSSOVER	
\$ 13,270.30	\$ 7,267.39	\$ 6,002.91	45.24%	OPC	
\$ 1,500.00	\$ 398.94	\$ 1,101.06	73.40%	OPC	DAY TX
\$ 1,507.50	\$ 810.03	\$ 697.47	46.27%	B-3	
\$ 42,712.34	\$ 9,666.16	\$ 33,046.18	77.37%	OPC	CM
\$ 28,424.00	\$ 13,781.96	\$ 14,642.04	51.51%	CI	
\$ 94.46	\$ 24.58	\$ 69.88	73.98%	NGS CROSSOVER	
\$ 412.50	\$ 142.95	\$ 269.55	65.35%	OPC	
		\$ -	#DIV/0!		
\$ 513,607.62	\$ 371,717.49	\$ 141,890.13	27.63%		

Average Contractual adjustment

27.63%

	Billed		Allowed		C/A	% C/A	Sequestration	
\$		320.00	\$	55.55	\$	264.45	82.64%	CENPATICC OPC
\$		5.06	\$	5.06	\$	-	0.00%	INCLUSA OPC
\$		21.43	\$	10.82	\$	10.61	49.51%	INCLUSA CM
\$		471.46	\$	238.04	\$	233.42	49.51%	INCLUSA CM
\$		21.77	\$	21.77	\$	-	0.00%	INCLUSA OPC
\$		57.86	\$	32.46	\$	25.40	43.90%	INCLUSA CM
\$		600.00	\$	277.75	\$	322.25	53.71%	INCLUSA OPC
\$		120.00	\$	55.55	\$	64.45	53.71%	INCLUSA OPC
\$		713.60	\$	335.42	\$	378.18	53.00%	INCLUSA CM
\$		75.18	\$	75.18	\$	-	0.00%	INCLUSA OPC
\$		135.00	\$	70.55	\$	64.45	47.74%	INCLUSA OPC/PLS
\$		912.89	\$	45.49	\$	867.40	95.02%	INCLUSA OPC/CM
\$		240.00	\$	111.10	\$	128.90	53.71%	INCLUSA OPC
\$		120.00	\$	55.55	\$	64.45	53.71%	INCLUSA OPC
\$		1,124.99	\$	476.08	\$	648.91	57.68%	INCLUSA CM
\$		750.17	\$	750.17	\$	-	0.00%	TPA
\$		152.88	\$	152.88	\$	-	0.00%	TPA
\$		70.95	\$	70.95	\$	-	0.00%	TPA
\$		736.00	\$	736.00	\$	-	0.00%	TPA
\$		29.24	\$	32.81	\$	(3.57)	-12.21%	INCLUSA OPC
\$		50,115.00	\$	16,642.04	\$	33,472.96	66.79%	SHP OPC
\$		16.71	\$	16.71	\$	-	0.00%	INCLUSA OPC
\$		132.53	\$	68.08	\$	64.45	48.63%	INCLUSA OPC
\$		280.00	\$	138.88	\$	141.12	50.40%	INCLUSA OPC
\$		360.00	\$	166.65	\$	193.35	53.71%	INCLUSA OPC
\$		94.43	\$	94.43	\$	-	0.00%	INCLUSA OPC
\$		396.77	\$	203.42	\$	193.35	48.73%	INCLUSA OPC/PLS
					\$	-	#DIV/0!	
\$		58,073.92	\$	20,939.39	\$	37,134.53	63.94%	\$ -

Average Contractual adjustment 63.94%

Billed	Allowed	C/A	% C/A	Sequestration		
\$	120.00	\$ 120.00	\$ -	0.00%	UMR	OPC
\$	150.00	\$ 150.00	\$ -	0.00%	UMR	OPC
\$	1,668.00	\$ 1,334.40	\$ 333.60	20.00%	WEA	BRIDGEWAY
\$	1,265.00	\$ 1,177.00	\$ 88.00	6.96%	BC/BS	OPC
\$	145.00	\$ 145.00	\$ -	0.00%	BC/BS	B-3
\$	120.00	\$ 115.66	\$ 4.34	3.62%	BC/BS	OPC
\$	1,165.00	\$ 1,027.15	\$ 137.85	11.83%	BC/BS	OPC
\$	326.25	\$ 326.25	\$ -	0.00%	BC/BS	B-3
\$	480.00	\$ 462.64	\$ 17.36	3.62%	BC/BS	OPC
\$	345.00	\$ 195.38	\$ 149.62	43.37%	SHP	OPC
\$	635.00	\$ 635.00	\$ -	0.00%	DEAN	CI
\$	240.00	\$ 223.20	\$ 16.80	7.00%	HUMANA	OPC
\$	120.00	\$ 120.00	\$ -	0.00%	UNITY	OPC
\$	160.00	\$ 144.00	\$ 16.00	10.00%	UHC	OPC
\$	137.50	\$ 110.92	\$ 26.58	19.33%	BC/BS	OPC
\$	205.00	\$ 205.00	\$ -	0.00%	BC/BS	OPC
\$	767.50	\$ 670.19	\$ 97.31	12.68%	BC/BS	OPC
\$	145.00	\$ 180.46	\$ (35.46)	-24.46%	BC/BS	B-3
\$	280.00	\$ 271.93	\$ 8.07	2.88%	BC/BS	OPC
\$	137.50	\$ 73.90	\$ 63.60	46.25%	SHP	OPC
\$	725.00	\$ 551.29	\$ 173.71	23.96%	SHP	CI
\$	275.00	\$ 221.70	\$ 53.30	19.38%	SHP	OPC
\$	137.50	\$ 111.55	\$ 25.95	18.87%	UMR	OPC
\$	150.00	\$ 134.90	\$ 15.10	10.07%	SHP	OPC
\$	137.50	\$ 70.96	\$ 66.54	48.39%	SHP	OPC
\$	150.00	\$ 104.70	\$ 45.30	30.20%	SHP	OPC
\$	137.50	\$ 123.75	\$ 13.75	10.00%	CIGNA	OPC
\$	320.00	\$ 288.00	\$ 32.00	10.00%	HEALTH EC	OPC
\$	474.50	\$ 270.00	\$ 204.50	43.10%	UHC	CI
\$	705.00	\$ 684.95	\$ 20.05	2.84%	BC/BS	OPC
\$	108.75	\$ 108.75	\$ -	0.00%	BC/BS	B-3
\$	535.00	\$ 523.81	\$ 11.19	2.09%	BC/BS	B-3
\$	137.50	\$ 124.75	\$ 12.75	9.27%	ARISE	OPC
\$	137.50	\$ 124.75	\$ 12.75	9.27%	ARISE	OPC
\$	150.00	\$ 135.00	\$ 15.00	10.00%	AUXIANT	OPC
\$	150.00	\$ 135.00	\$ 15.00	10.00%	AUXIANT	OPC
\$	120.00	\$ 94.52	\$ 25.48	21.23%	CITY OF WI	OPC
\$	145.00	\$ 130.50	\$ 14.50	10.00%	HEALTH EC	B-3
\$	275.00	\$ 247.50	\$ 27.50	10.00%	AUXIANT	OPC
\$	137.50	\$ 123.75	\$ 13.75	10.00%	AUXIANT	OPC
\$	335.00	\$ 316.58	\$ 18.42	5.50%	ARISE	OPC
\$	12.53	\$ 12.53	\$ -	0.00%	WPS	OPC
\$	137.50	\$ 87.21	\$ 50.29	36.57%	WPS	OPC
\$	360.00	\$ 314.34	\$ 45.66	12.68%	ARISE	OPC

\$	137.50	\$	124.75	\$	12.75	9.27%	ARISE	OPC
\$	120.00	\$	111.60	\$	8.40	7.00%	HUMANA	OPC
\$	120.00	\$	120.00	\$	-	0.00%	UMR	OPC
\$	137.50	\$	132.00	\$	5.50	4.00%	AETNA	OPC
\$	1,025.00	\$	923.35	\$	101.65	9.92%	BC/BS	OPC
\$	120.00	\$	115.66	\$	4.34	3.62%	BC/BS	OPC
\$	470.00	\$	305.04	\$	164.96	35.10%	SHP	OPC
\$	587.50	\$	470.60	\$	116.90	19.90%	SHP	OPC
\$	490.00	\$	429.60	\$	60.40	12.33%	SHP	OPC
\$	150.00	\$	104.70	\$	45.30	30.20%	SHP	OPC
\$	130.00	\$	130.00	\$	-	0.00%	SHP	B-3
\$	120.00	\$	120.00	\$	-	0.00%	UMR	OPC
\$	300.00	\$	300.00	\$	-	0.00%	UMR	OPC
\$	150.00	\$	150.00	\$	-	0.00%	UMR	OPC
\$	137.50	\$	127.88	\$	9.62	7.00%	UMR	OPC
\$	320.00	\$	288.00	\$	32.00	10.00%	HEALTH EC	OPC
\$	137.50	\$	123.75	\$	13.75	10.00%	HEALTH EC	OPC
\$	665.00	\$	501.15	\$	163.85	24.64%	SHP	OPC
\$	800.00	\$	690.64	\$	109.36	13.67%	SHP	OPC
\$	150.00	\$	104.70	\$	45.30	30.20%	SHP	OPC
\$	452.50	\$	315.71	\$	136.79	30.23%	SHP	OPC/CI
\$	137.50	\$	111.55	\$	25.95	18.87%	UMR	OPC
\$	15.00	\$	12.60	\$	2.40	16.00%	UMR	PL
\$	150.00	\$	150.00	\$	-	0.00%	UMR	OPC
\$	722.50	\$	692.00	\$	30.50	4.22%	BC/BS	OPC
\$	160.00	\$	160.00	\$	-	0.00%	UNITY	OPC
\$	80.00	\$	80.00	\$	-	0.00%	UMR	OPC
\$	120.00	\$	120.00	\$	-	0.00%	UMR	OPC
\$	160.00	\$	144.00	\$	16.00	10.00%	HUMANA	OPC
\$	137.50	\$	78.62	\$	58.88	42.82%	UMR	OPC
\$	1,112.50	\$	1,028.75	\$	83.75	7.53%	BC/BS	OPC
\$	435.00	\$	435.00	\$	-	0.00%	BC/BS	B-3
\$	120.00	\$	115.66	\$	4.34	3.62%	BC/BS	OPC
\$	217.50	\$	191.52	\$	25.98	11.94%	TRICARE	B-3
\$	5.50	\$	5.50	\$	-	0.00%	DEAN	CI
\$	120.00	\$	60.00	\$	60.00	50.00%	CIGNA	OPC
\$	160.00	\$	136.00	\$	24.00	15.00%	UMR	OPC
\$	13.49	\$	13.49	\$	-	0.00%	BC/BS	OPC
\$	14.00	\$	14.00	\$	-	0.00%	UHC	CI
\$		\$		\$	-	#DIV/0!		
\$	25,165.52	\$	21,966.69	\$	3,198.83	12.71%		


Average Contractual adjustment 12.71%

2017 DENIAL PROJECT

BATCH	INSURANCE	DOS	AMT OF CLAIM	DENIAL REASON	
1299	UHC	7/12/2017	\$ 130.00	PRECERTIFICATION ABSENT	B-3
1299	BC/BS	8/16/2017	\$ 275.00	SERVICES FOR DX NOT COVERED	B-3
1301	SHP	8/15/2017	\$ 145.00	PRECERTIFICATION ABSENT	B-3
1301	GROUP HEALTH	8/15/2017	\$ 130.00	HAVE PRIMARY INSURANCE	B-3
1303	BC/BS	8/12/2017	\$ 510.00	NOT ELIGIBLE FOR SEPARATE PAYMENTS	CRISIS
1303	BC/BS	8/9/2017	\$ 435.00	OCCURRED PRIOR TO COVERAGE	B-3
1303	SHP	8/9/2017	\$ 290.00	PRECERTIFICATION ABSENT	B-3
1305	SHP	7/21/2017	\$ 65.00	INVALID TAXONOMY	OPC SHOT
1308	INCLUSA	5/17/2017	\$ 12.53	TIME LIMIT EXPIRED	OPC
1308	INCLUSA	5/24/2017	\$ 94.43	TIME LIMIT EXPIRED	OPC
1314	SHP	2/3/2017	\$ 65.00	INVALID TAXONOMY	OPC
1314	SHP	9/19/2017	\$ 108.75	PROVIDER NOT CERTIFIED	B-3
1317	SHP	9/1/2017	\$ 65.00	INVALID TAXONOMY	OPC
1317	SHP	8/14/2017	\$ 65.00	INVALID TAXONOMY	OPC
1317	SHP	8/15/2017	\$ 65.00	INVALID TAXONOMY	OPC
1317	SHP	7/21/2017	\$ 65.00	INVALID TAXONOMY	OPC
1317	SHP	8/23/2017	\$ 65.00	INVALID TAXONOMY	OPC
1317	SHP	8/1/2017	\$ 65.00	INVALID TAXONOMY	OPC

2017 Detailed Income Statement
as of 1/17/2018
Human Services Department-Bridgeway Unit

	January	February	March	April	May	June	July	August	September	October	November	December	Total
Human Services Crisis Stabilization:													
Expenses													
Wages-Permanent-Crisis Stabilization	\$ 8,225	\$ 12,170	\$ 18,985	\$ 20,822	\$ 21,179	\$ 17,624	\$ 18,397	\$ 18,008	\$ 17,085	\$ 17,897	\$ 21,286	\$ 12,769	\$ 204,447
Human Services-Crisis Stabili-Developme- -Overtime	\$ -	\$ 1,702	\$ -	\$ -	\$ -	\$ -	\$ -	\$ -	\$ -	\$ -	\$ -	\$ -	\$ 1,702
FICA-Crisis Stabilization	\$ 290	\$ 556	\$ 1,958	\$ 1,735	\$ 1,499	\$ 1,454	\$ 1,434	\$ 2,030	\$ 1,417	\$ 1,263	\$ 1,348	\$ 2,407	\$ 17,390
Health Insurance-Crisis Stabilization	\$ 7,362	\$ 7,362	\$ 11,043	\$ 7,362	\$ 7,362	\$ 7,362	\$ 7,362	\$ 11,043	\$ 7,362	\$ 7,362	\$ 7,362	\$ 7,362	\$ 95,710
OPEB-Crisis Stabilization	\$ 59	\$ 121	\$ 517	\$ 465	\$ 404	\$ 392	\$ 388	\$ 556	\$ 369	\$ 320	\$ 342	\$ 602	\$ 4,534
Vision Ins-Human Services-Crisis Stabili-Developme	\$ -	\$ -	\$ -	\$ 22	\$ 24	\$ 24	\$ 24	\$ 36	\$ 24	\$ 24	\$ 24	\$ 38	\$ 241
Life Insurance-Crisis Stabilization	\$ 0	\$ 0	\$ 0	\$ 0	\$ 0	\$ 0	\$ 0	\$ 5	\$ 6	\$ 7	\$ 7	\$ 11	\$ 37
Retirement-Crisis Stabilization	\$ 273	\$ 501	\$ 1,528	\$ 1,293	\$ 1,130	\$ 1,082	\$ 1,088	\$ 1,539	\$ 1,029	\$ 1,038	\$ 1,079	\$ 1,942	\$ 13,522
Workers Comp-Crisis Stabilization	\$ 107	\$ 206	\$ 691	\$ 593	\$ 539	\$ 523	\$ 520	\$ 739	\$ 493	\$ 427	\$ 478	\$ 960	\$ 6,276
Bridgeaway-Employee Physicals	\$ -	\$ 10	\$ -	\$ -	\$ -	\$ -	\$ -	\$ -	\$ -	\$ -	\$ -	\$ -	\$ 10
Telephone-Crisis Stabilization	\$ 189	\$ -	\$ -	\$ -	\$ -	\$ -	\$ -	\$ -	\$ -	\$ -	\$ -	\$ -	\$ 189
Meetings & Travel-Crisis Stabilization	\$ 63	\$ 397	\$ 598	\$ 2,434	\$ 76	\$ 185	\$ 104	\$ 21	\$ 116	\$ 68	\$ 50	\$ 44	\$ 4,155
Meals & Lodging-Crisis Stabilization	\$ -	\$ -	\$ -	\$ 1	\$ -	\$ -	\$ -	\$ -	\$ 13	\$ -	\$ 1	\$ -	\$ 14
Program Supplies-Crisis Stabilization	\$ -	\$ 35	\$ 33	\$ 241	\$ 401	\$ 18	\$ 28	\$ 210	\$ 33	\$ 131	\$ 81	\$ 311	\$ 1,520
Crisis Stabilization-Computer	\$ -	\$ -	\$ -	\$ -	\$ -	\$ -	\$ -	\$ -	\$ -	\$ -	\$ -	\$ -	\$ -
Wages-Permanent-Crisis Stabilization-Vac & Hol	\$ -	\$ -	\$ 65	\$ 3,769	\$ -	\$ 1,790	\$ 2,836	\$ 1,461	\$ 2,456	\$ 200	\$ 227	\$ 7,935	\$ 20,739
Human Serv-Crisis St-Developme-Sick Time-Wages-Per	\$ -	\$ -	\$ 534	\$ -	\$ 291	\$ 134	\$ -	\$ 420	\$ 106	\$ 467	\$ 586	\$ 936	\$ 3,473
Human Serv-Crisis St-Developme-Non-Work -Wages-Pei	\$ -	\$ -	\$ 441	\$ 485	\$ 623	\$ 512	\$ 449	\$ 828	\$ 295	\$ 605	\$ 335	\$ 1,290	\$ 5,861
Total Human Services Crisis Stabilization	\$ 16,568	\$ 23,060	\$ 36,393	\$ 39,221	\$ 33,528	\$ 31,099	\$ 32,629	\$ 36,894	\$ 30,803	\$ 29,809	\$ 33,207	\$ 36,608	\$ 379,820
Revenues													
Public Chgs-Crisis Stabalization:													
WIMCR	\$ -	\$ -	\$ -	\$ -	\$ -	\$ -	\$ -	\$ -	\$ -	\$ -	\$ -	\$ 115,249	
Public Charges-Bridgeway Crisis Stabilization	\$ -	\$ -	\$ 1,592	\$ 13,767	\$ 17,429	\$ 31,828	\$ 28,876	\$ 47,023	\$ 37,514	\$ 41,577	\$ 38,925	\$ 16,935	
C/A-Bridgeway -Crisis Stabilization	\$ (12,987)	\$ (7,071)	\$ (2,176)	\$ (1,265)	\$ (1,332)	\$ (3,621)	\$ (6,406)	\$ (23,440)	\$ (22,445)	\$ (16,475)	\$ (9,522)	\$ (11,424)	
Total Public Chgs-Crisis Stabalization	\$ (12,987)	\$ (7,071)	\$ (584)	\$ 12,502	\$ 16,097	\$ 28,207	\$ 22,470	\$ 23,584	\$ 15,069	\$ 25,101	\$ 29,403	\$ 120,760	\$ 272,550
Tax Levy Need	\$ (29,555)	\$ (30,131)	\$ (36,977)	\$ (26,719)	\$ (17,431)	\$ (2,892)	\$ (10,159)	\$ (13,311)	\$ (15,735)	\$ (4,708)	\$ (3,804)	\$ 84,151	\$ (107,270)
													Dec. Expenses still needs 12/31/2017 Accrual from 1/18 payperiod
Census each month	-	-	2.00	7.00	12.00	9.00	15.00	15.00	18.00	26.00	23.00	14.00	
number of days Provided			10.00	90.00	103.00	95.00	122.00	186.00	143.00	177.00	175.00	64.00	
Number of Days in Month			31.00	30.00	31.00	30.00	31.00	31.00	30.00	31.00	30.00	31.00	
Average DAILY Census			0.32	3.00	3.32	3.17	3.94	6.00	4.77	5.71	5.83	2.06	



RESOLUTION#

Introduced by
Page 1 of 2

Health & Human Services Committee & Executive Committee

BKV

Motion:	Adopted:	<input type="checkbox"/>
1 st	Lost:	<input type="checkbox"/>
2 nd	Tabled:	<input type="checkbox"/>
No: _____	Yes: _____	Absent: _____
Number of votes required:		
<input checked="" type="checkbox"/> Majority	<input type="checkbox"/> Two-thirds	
Reviewed by: _____, Corp Counsel		
Reviewed by: _____, Finance Dir.		

INTENT & SYNOPSIS: To authorize travel to Allendale Association, Lake Villa, IL.

FISCAL NOTE: Estimated at \$300 per trip.

Source of Money: Budgeted travel dollars.

WHEREAS, Wood County Human Services Department places children in need of care in residential care facilities when appropriate and,

WHEREAS, there was not a residential care facility in the State of Wisconsin that would serve this youth, and

WHEREAS, residential care was in the best interest of this youth and,

WHEREAS, Allendale Association, located in Lake Villa Illinois was identified as an appropriate treatment option, and

WHEREAS, Quarterly meetings with the child placed are required by State of Wisconsin Department of Children and Families Standards and,

WHEREAS, County Board of Supervisors approval is required for out of state travel, and

		NO	YES	A
1	LaFontaine, D			
2	Rozar, D			
3	Feirer, M			
4	Wagner, E			
5	Fischer, A			
6	Breu, A			
7	Ashbeck, R			
8	Kremer, B			
9	Winch, W			
10	Henkel, H			
11	Curry, K			
12	Machon, D			
13	Hokamp, M			
14	Polach, D			
15	Clendenning, B			
16	Pliml, L			
17	Zurfluh, J			
18	Hamilton, B			
19	Leichtnam, B			

{ }

Donna Rozar (CHAIR)

Adam Fischer

Brad Kremer

Dennis Polach

Marian Hokamp

Lori Slattery-Smith

Jessica Vicente

Dr. Eric Quivers

Tom Buttke

Ed Wagner (CHAIR)

Allen Breu

Bill Clendenning

Michael Feirer


Lance Pliml

Hilde Henkel

Adopted by the County Board of Wood County, this 20th day of February 20 18 .

County Clerk

County Board Chairman



RESOLUTION# _____


THEREFORE BE IT RESOLVED, that the Wood County Board of Supervisors approves quarterly travel for a Wood County Human Services Department Social Worker to Lake Villa, IL for the length of this child's placement at Allendale Association.

[]

Adopted by the County Board of Wood County, this _____ day of _____ 20 _____ .

County Clerk

County Board Chairman



RESOLUTION#

Effective Date February 20, 2018

 Introduced by Health and Human Services and Judicial and Legislative Committees
 Page 1 of 2

Motion:	Adopted:	<input type="checkbox"/>
1 st	Lost:	<input type="checkbox"/>
2 nd	Tabled:	<input type="checkbox"/>
No: _____ Yes: _____	Absent:	<input type="checkbox"/>
Number of votes required:		
<input checked="" type="checkbox"/> Majority	<input type="checkbox"/> Two-thirds	
Reviewed by: _____, Corp Counsel		
Reviewed by: _____, Finance Dir.		

BKV

INTENT & SYNOPSIS: To clarify and ratify a previous resolution of the county board that provides additional treatment options for youth that otherwise would be limited to placement at Lincoln Hills or Copper Lake Juvenile Correction Centers.

FISCAL NOTE: Anticipated cost savings as the costs of placement for youth needing services is significantly less at community based treatment programs than it is at juvenile correctional facilities.

		NO	YES	A
1	LaFontaine, D			
2	Rozar, D			
3	Feirer, M			
4	Wagner, E			
5	Fischer, A			
6	Breu, A			
7	Ashbeck, R			
8	Kremer, B			
9	Winch, W			
10	Henkel, H			
11	Curry, K			
12	Machon, D			
13	Hokamp, M			
14	Polach, D			
15	Clendenning, B			
16	Pliml, L			
17	Zurfluh, J			
18	Hamilton, B			
19	Leichtnam, B			

WHEREAS, the number of Wood County youth needing services continues to increase, and

WHEREAS, research has shown that placement in juvenile correction facilities is not as effective as community based treatment programs such as the Northwest Regional Juvenile Detention Center (Northwest) and the CORE Academy Juvenile Detention Center (CORE), and

WHEREAS, 2011 Wisconsin Act 32, published on June 30, 2011 amended state statutes to allow for a placement of juveniles in secure or non-secure detention as a disposition for adjudicated delinquents and,

WHEREAS, Wis. Stat. 938.06 (5) (a) requires the county board of supervisors, by resolution, to authorize its courts to use placement in a juvenile detention facility as a disposition under Wis. Stat. 938.34 (6r); and,

WHEREAS, if a juvenile's placement exceeds 30 days, whether or not consecutive, the county department is required to offer the juvenile alcohol or other drug abuse treatment, counseling, and education services under Wis. Stat. 938.34 (6r); and,

WHEREAS, by means of Resolution #17-8-5 the county board specifically authorized the use of the Northwest Juvenile Detention Center as a placement option but that resolution was not intended to limit the county's options to

()

Donna Rozar

Lori Slattery-Smith

Brad Kremer

Eric Quivers

Adam Fischer

Jessica Vicente

Dennis Polach


Tom Buttke

Marion Hokamp

Adopted by the County Board of Wood County, this _____ day of _____ 20 _____.

County Clerk

County Board Chairman



RESOLUTION#

Effective Date: February 20, 2018

 Introduced by Health & Human Services and Judicial & Legislative Committees
 Page 2 of 2

Committee

Northwest as the only community based treatment program option but instead to allow the placement in any appropriate community based treatment program, including CORE and others,

THEREFORE BE IT RESOLVED that the Wood County Board of Supervisors hereby affirms that Resolution #17-8-5 authorizes the Wood County Circuit Court Judges to order placement of juveniles in any appropriate community based treatment program as a disposition with the condition that any placement greater than 30 days would offer alcohol or other drug abuse treatment, counseling and education services.

()

 Bill Clendenning

 Kenneth Curry

 Dave LaFontaine


 Bill Leichtnam

 Ed Wagner

Adopted by the County Board of Wood County, this _____ day of _____ 20 _____.

County Clerk

County Board Chairman

**RESOLUTION#**
 Introduced by
Page 1 of 2

Health & Human Services Committee and Executive Committee

Motion:	Adopted:	<input type="checkbox"/>
1 st	Lost:	<input type="checkbox"/>
2 nd	Tabled:	<input type="checkbox"/>
No: _____	Yes: _____	Absent: _____
Number of votes required:		
<input checked="" type="checkbox"/> Majority	<input type="checkbox"/> Two-thirds	
Reviewed by: _____, Corp Counsel		
Reviewed by: _____, Finance Dir.		

BKV

INTENT & SYNOPSIS: To Create one (1.0 FTE) Human Services Deputy Director Position.

FISCAL NOTE: Anticipated wages and benefits based upon a step 1 for pay grade 16 is:

Wages: \$ 78,936.00

Fringe: \$ 32,337.10

\$111,273.10

Source of Funding: Unanticipated Revenues received after passage of the 2018 budget.

WHEREAS, the Human Services Department has greatly increased its scope of service since its creation 7 years ago, and

WHEREAS, previously the Wood County Department of Social Services and Unified Services Department both had Deputy Director positions and,

WHEREAS, the department now is the lead agency for a twelve county Income Maintenance Consortium, the administrator for the nine county North Central Food Share Employment and Training Program, a partner in a collaborative Comprehensive Community Services(CCS) Program and

WHEREAS, Edgewater Haven transitioned to the Human Services Department on June of 2017; and

WHEREAS, Wood County Human Services Department is the largest department in Wood County; and

()

Donna Rozar

Brad Kremer

Adam Fischer

Dennis Polach

Marion Hokamp

Lori Slattery-Smith

Eric Quivers

Jessica Vicente

Tom Buttke

Ed Wagner

Allen Breu

Bill Clendenning

Michael Feirer


Lance Pliml

Hilde Henkel

Adopted by the County Board of Wood County, this _____ day of _____ 20 _____.

County Clerk

County Board Chairman



RESOLUTION# _____

Effective Date: _____

Introduced by _____
Page 2 of 2 _____ Committee

WHEREAS, the creation of the Deputy Director position will increase efficiencies and provide additional support to the department and better position the department to respond to increasing service demands, and

WHEREAS, the Deputy Director will work to identify and secure new funding sources via state and federal programs as well as private grants, and

WHEREAS, the position is fully funded through increased state aid revenue and unanticipated revenues received after the passage of the 2018 county budget.

NOW, THEREFORE, THE WOOD COUNTY BOARD OF SUPERVISORS HEREBY RESOLVES to

Create One(1 FTE) Human Services Deputy Director Position

Pay Grade: 16

Hours: 2080 per year

FLSA status: Exempt

Department: Human Services

[]

Adopted by the County Board of Wood County, this _____ day of _____ 20 _____

County Clerk

County Board Chairman

Wood County Position Description

Name:		Department:	Human Services
Position Title:	Deputy Director-Human Services	Pay Grade:	16 FLSA: E
Date:	January 2018	Reports To:	Director-Human Services

Purpose of Position

Reporting to the Human Services Director, the Human Services Deputy Director assists the Director in administering the functions of the Human Services Department. Performs related duties including supervising the work activities of Divisional Managers, evaluating program services, developing budget, strategic planning and organizational effectiveness initiatives. Acts as the Director in the Director's Absence and performs other duties as assigned.

Essential Duties and Responsibilities

The following duties are normal for this position. These are not to be construed as exclusive or all-inclusive. Other duties may be required and assigned.

- Monitor programs, policies, standards and operational procedures with the Director.
- In the absence of the Director provides leadership and oversight to the Human Services Department.
- Leads staff in the investigation and resolution of customer and consumer grievances and complaints in accordance with state statutes and the Department's customer service based values.
- Leads in the development and management of the Department's staff training and in-service programs with emphasis on customer service, diversity, cultural awareness and collaborative communication.
- Manages collaborative workgroups related to such topics as employee engagement, retention and others as created/assigned.
- With the Director, Division Managers and Supervisors, ensures that the residents of Wood County requiring the support of the Human Services Department receive prompt, quality and effective services.
- Assists the Director in developing and updating of administrative policies and procedures and oversees implementation of those policies.
- With the Director participates in and promotes division-wide collaboration in the development of the Department's annual budget and strategic priority setting process.
- With the Director participates in and promotes collaborative long-term planning, goal setting, and review of service needs and outcomes to ensure effective and efficient service delivery in accordance with federal, state, and local laws and regulations.
- At the direction of the Director, represents the Department in communications and meetings with state agencies and other organizations, groups, and committees, to both communicate the preferences of Wood County and to keep informed of issues that may affect county human services programs.
- With the Director and Division Managers, oversees the incorporation of the Department's vision, mission, and values into the goals and practices of its staff.
- Keeps the Director informed of issues and needs within the Department, and performs other duties and carries out special projects as assigned by the Director.

- Represent the Agency in personnel matters. Evaluate employees' work performance, recommend termination, investigate complaints, oversee and approve departmental personnel actions, including hiring, discipline, promotions, transfers, and FMLA.
- Assist the Director in developing Agency budget. Monitor department expenditures and revenues for compliance with budget and mandates.
- Attend and participate in a variety of meetings. Represent the Agency before County committees, public and private agencies and community resources. Prepare and give public presentations and reports. Advise and provide information to committees, agencies and resources regarding agency functions.
- Oversee agency grievance policy and process; receive and respond to client complaints and requests. Interview clients regarding complaints and special needs including appeals and rehabilitation reviews.
- Review out of county placements requests with appropriate staff.
- Direct emergency planning activities of registration, relocation and shelter for persons affected by disasters on an on-call basis as advised by the Emergency Management Department.
- Act as chief records officer for the Agency.
- Lead the Wood County Human Services Grant Writing Team.

Additional Tasks and Responsibilities

While the following tasks are necessary for the work of the unit, they are not an essential part of the purpose of this position and may also be performed by other unit members.

- Authorize certain monthly bills and expenses.
- With the Director, Division managers and Supervisors, ensures that the residents of Wood County requiring the support of the Human Services Department receive prompt, quality and effective services.
- Ensures that all state and federal mandates are carried out in accordance with established requirements.
- Implements and oversees Organizational Effectiveness and Quality Improvement initiatives.
- Ensures that persons who use and depend on the Human Services Department are able to access funding, services and supports to meet their needs, within the funding available, in an effective and user friendly manner.
- Ensures, with the Director, that the goals, objectives and values of the Human Services Department are developed and carried out in the services and supports provided through each Division.
- Ensures that the policies and procedures of the Department are consistently carried out.
- Ensures that the Director of the Human Service Department is kept informed of issues and needs within the Human Services Department.

Minimum Training and Experience Required to Perform Essential Job Functions

1. Graduation from a recognized college or university with a bachelor's degree in sociology, social work, political science, psychology, public administration, business or a closely related field.
2. Five (5) years of responsible work experience in budgeting, planning, and program management in human services, county government or a closely related field, three (3) years of which were in a supervisory capacity.
3. Graduation from a recognized college or university with a master's degree in sociology, social work, political science, psychology, public administration, business or a closely related field will substitute for one (1) year of experience.

Physical and Mental Abilities Required to Perform Essential Job Functions

Language Ability and Interpersonal Communication

Ability to decide the time, place and sequence of operations within an organizational framework, and to oversee their execution. Ability to analyze and categorize data and information using established criteria, to determine consequences and identify and select alternatives.

Ability to manage and direct a group of workers, including the ability to provide counseling and mediation. Ability to persuade, convince and train others. Ability to advise and interpret regarding the application of policies, procedures and standards to specific situations.

Ability to utilize a variety of advisory and design data and information such as fiscal reports, billing statements, program contracts, statistical reports, program plans, client records, personnel reports, job applications, performance evaluations, union contracts, personnel policies, blueprints, architectural drawings, legal documents, program manuals, computer software operating manuals, accounting methods, statutes, procedures and non-routine correspondence.

Ability to communicate orally and in writing with clients, attorneys, agency personnel, vendor representatives, medical care providers, County Board Supervisors, legislators, news media representatives and the general public.

Mathematical Ability

Ability to add and subtract, multiply and divide, and calculate percentages, fractions, and decimals.

Judgment and Situational Reasoning Ability

Ability to use functional reasoning in performing influence functions such as supervising, managing, leading, teaching, directing and controlling.

Ability to exercise the judgment, decisiveness and creativity required in situations involving the direction, control and planning of an entire program or multiple programs. Demonstrated ability to maintain confidentiality.

Physical Requirements

Ability to operate a variety of equipment including motor vehicle, computer terminal, telephone, and calculator/adding machine.

Ability to coordinate eyes, hands, feet and limbs in performing movements requiring skill and training, such as data entry.

Ability to sustain prolonged visual concentration.

Ability to exert very moderate physical effort in sedentary to light work.

Environmental Adaptability

Ability to work under conditions which require exposure to environmental factors such as irate individuals, intimidation and potential violence. This exposure may cause some discomfort and presents a risk of injury.

This position description has been prepared to assist in defining job responsibilities, physical demands, and skills needed. It is not intended as a complete list of job duties, responsibilities, and/or essential functions. This description is not intended to limit or modify the right of any supervisor to assign, direct, and control the work of employees under supervision. The County retains and reserves any or all rights to change, modify, amend, add to or delete, from any section of this document as it deems, in its judgment, to be proper.

Wood County is an Equal Opportunity Employer. In compliance with the Americans with Disabilities Act, the County will provide reasonable accommodations to qualified individuals with disabilities and encourages both prospective and current employees to discuss potential accommodations with the employer.

Employee's Signature

Supervisor's Signature

Date

Date

Reviewed and approved by the Human
Resources Department

Date

The Community of Practice for Public Health Improvement (COPPHI)

Kathy Alft, Office Manager, Accreditation Coordinator

Open Forum for Quality Improvement in Public Health

March 29-30, 2018

Louisville, KY

- ☐ **What is the Open Forum for Quality Improvement in Public Health?** The Open Forum is a unique opportunity to learn from leaders in the field of quality improvement for public health and network with peers.
- ☐ **Learning Objectives:** Topics in public health quality improvement and accreditation will be presented and discussed in concurrent sessions, roundtables, and through posters. A strong emphasis is placed on dialog and interaction to allow presenters and attendees to share their knowledge and experiences with one another.
- ☐ **Break-out Sessions:**
 - Addressing Healthy Equity
 - Staff Development in Performance Management
 - Achieving Health Equity through Public Health Accreditation: Policy, Partnerships, and Performance Management
 - Process Mapping for Efficient Spending and Effective Grant Management
 - Developing a Strategy and Performance Management System: An Integrated Model
- ☐ **All expenses paid using grant funds. No tax levy would be used.**

Out of State Travel Request

2018 Washington Leadership Conference (March 4-6, 2018) in Washington DC. The conference will provide a forum to discuss Federal initiatives affecting the health and nutritional well-being of WIC mothers and young children as well as service delivery and the effective management of the Program. The leadership training provides the opportunity to apply advocacy skills learned at the training with state representatives in Washington DC. This request is for Lynz Jordan and Sarah Krubsack. All expenses are grant and scholarship funded.