

Health and Human Services Committee Agenda

Thursday, August 26, 2021, 5:00 pm

River Block Building, Room 206

111 W Jackson St, Wisconsin Rapids

- 1) Call to order
 - 2) Declaration of quorum
 - 3) Public comments
 - 4) Discussion of vacant citizen member opportunity
 - 5) **Consent Agenda:**
 - a) Meeting minutes:
Health and Human Services Committee ... July 22, 2021
 - b) Narratives:
Department Head/Supervisor Monthly Reports/Narratives: Edgewater Haven, Veterans Service Officer (CVSO), Health Department, Human Services
Other Narratives/Reports/Informational Material/Resolutions: Health Department, Edgewater Haven, Veterans Service, and Human Services credit cards detail, Edgewater Haven marketing report, Edgewater Haven caseload statistics, Edgewater Haven Physical/Occupational Therapy (PT/OT) report, CVSO supporting documents/educational material
 - c) Vouchers: Vouchers from Edgewater Haven, Health Department, Human Services, Norwood Health Center, Veterans Service
- Consent agenda items will be acted upon by the Health and Human Services Committee in one motion without discussion unless a Committee member requests an item(s) be removed for discussion and separate consideration**
- 6) Discussion and consideration of item(s) removed from consent agenda
 - 7) Financial Statements: Edgewater Haven, Human Services, Norwood Health Center
 - 8) 2022 CIP Review
 - 9) UW Stevens Point Population Health Partnership
 - 10) Request(s) to Fill Positions
 - 11) Resolution to Transfer Agency Staff Dollars to Create Mental Health Technician FTE at Norwood
 - 12) Budget presentation by Veterans Service (action required)
 - 13) Budget presentation by Health Department (action required)
 - 14) Legislative issue updates
 - 15) Future agenda items
 - 16) Next meeting(s):
 - September 23, 2021; 5:00 pm Wood County River Block Building, Room 206 – Wisconsin Rapids
 - 17) Closed session pursuant to Wis. Stat. 19.85(1)(f) Wis. Stats. to consider leave of absence request
 - 18) Return to open session
 - 19) Adjourn

Join by Phone

+1-408-418-9388 United States Toll

Meeting number (access code): 146 042 2946

Join by WebEx App or Web

<https://woodcountywi.webex.com/woodcountywi/j.php?MTID=mbc107b46d37422c09ccf052727d0601c>

Meeting number (access code): 146 042 2946

Meeting password: HHS0826

HEALTH AND HUMAN SERVICES COMMITTEE

5a

DATE: July 22, 2021

PLACE: River Block Building, Room 206 – Wisconsin Rapids (meeting also accessible via WebEx)

PRESENT: (in-person) Donna Rozar, Adam Fischer, Tom Buttke, Lee Thao, John Hokamp, Laura Valenstein, Kristen Iniguez, DO **(via WebEx)** Heather Wellach, RN

ALSO PRESENT (for all or part of the meeting): Brandon Vruwink, Mary Solheim, Marissa Laher, Kyle Theiler, Mary Schlagenhaft (Human Services); Rock Larson (Veterans Service); Sue Kunferman, Kathy Alft (Health Department); Reuben Van Tassel (Maintenance); Bill Clendenning (County Board Supervisor)

1) Call to Order

Meeting called to order at 5:00 p.m. by the Chair.

2) Quorum

Rozar declared a quorum.

3) Public Comments

- n/a

4) Discussion of vacant citizen member opportunity

We are continuing search for a citizen member.

5) Consent Agenda

Pages 6, 16, and 30 pulled for discussion.

6) Discussion and consideration of items removed from consent agenda

- John Hokamp shared concerns he had received from vendors who are expected to pay sales tax at the Farmers Market. It is likely a new awareness with requirement to report and pay sales tax.
- Marissa Laher met with Finance to request spending for additional renovations, using savings from completed capital improvement projects. Marissa provided an explanation of why there was a significant cost savings, noting the bids came in lower than anticipated. Reuben Van Tassel further described variables that can lead to savings. Motion (Buttke/Fischer) to use excess funds not to exceed \$20,000 for the additional renovation. All ayes. Motion carried.
- Brandon Vruwink responded to a question regarding why respite foster care providers are named in the voucher list but out-of-home placements are not. Mary Schlagenhaft has been asked to provide an additional template with the voucher list that summarizes the total paid for out-of-home placement. Motion (Fischer/Hokamp) to approve the consent agenda. All ayes. Motion carried.

7) Financial Statements – Edgewater Haven, Human Services Community, Norwood Health Center Quarterly Reports – Veterans Service, Health Department

Department staff answered questions regarding information in the financial statements and quarterly reports.

8) Human Services Out-of-State Travel Request for National Drug Endangered Children (DEC) Conference in Nashville TN in August 2021 using non-tax levy funds

Mary Solheim shared conference details and learning objectives, explaining scholarships and grant funding has been received to support the training. Motion (Buttke/Iniguez) to authorize attendance to the National Drug Endangered Children (DEC) Conference in Nashville TN in August 2021 using non-tax levy funds. All ayes. Motion carried.

9) Request(s) to fill Positions

Brandon Vruwink, Marissa Laher, and Kyle Theiler provided rationale for positions that are essential to recruit. They include:

- Human Services ... Emergency Mental Health/Adult Protective Services Manager 1.0 FTE; Community Resources Receptionist .97 FTE; Economic Support Specialist .97 FTE; Ongoing Social Worker (2 positions) .97 FTE; Initial Assessment Social Worker .97 FTE; Administrative Assistant II .97 FTE

- Edgewater Haven ... Casual Dietary Aide (2 positions); Casual Certified Nursing Assistant (3 positions); Casual Licensed Practical Nurse (2 positions); Casual Registered Nurse (2 positions)
- Norwood Health ... Casual Occupational Therapist; Dietary Aide 1.0 FTE; Mental Health Tech .50 FTE

Motion (Fischer/Thao) to support recruitment of all positions. All ayes. Motion carried. There was committee consensus to make a recommendation to the Operations Committee to cease making these requests to fill budgeted positions.

10) Legislative Issue Updates

Department heads provided updates regarding issues pertaining to their departments.

11) Future Agenda Items

The Chair noted items for future agendas.

12) Next Meeting(s)

- August 3, 2021, 1:00 pm, Human Services Public Hearing, Second Street Community Center, Marshfield
- August 26, 2021, 5:00 pm, River Block Building, Room 206 – Wisconsin Rapids with WebEx option

13) Closed Session

Motion (Valenstein/Hokamp) to convene into closed session pursuant to Wis. Stat. 19.85(1)(f) Wis. Stats. to consider leave of absence request. Rozar: Aye, Fischer: Aye, Valenstein: Aye, Hokamp: Aye, Thao: Aye, Buttke: Aye, Iniguez: Aye, Wellach: Aye. Motion carried. The Committee went into closed session at 5:56 p.m.

14) Return to Open Session

Motion (Thao/Fischer) to return to open session at 6:10 p.m. All ayes. Motion carried.

15) Adjourn

Rozar declared the meeting adjourned at 6:11 p.m.

Minutes taken by Kathy Alft and subject to Committee approval.

If you have any questions about this report, please contact Sue Kunferman at 715-421-8928 (W) or 715-213-8493 (Cell) or skunferman@co.wood.wi.us

ADMINISTRATIVE REPORT – SUE KUNFERMAN, RN, MSN

COVID-19 Vaccines for Wisconsin residents

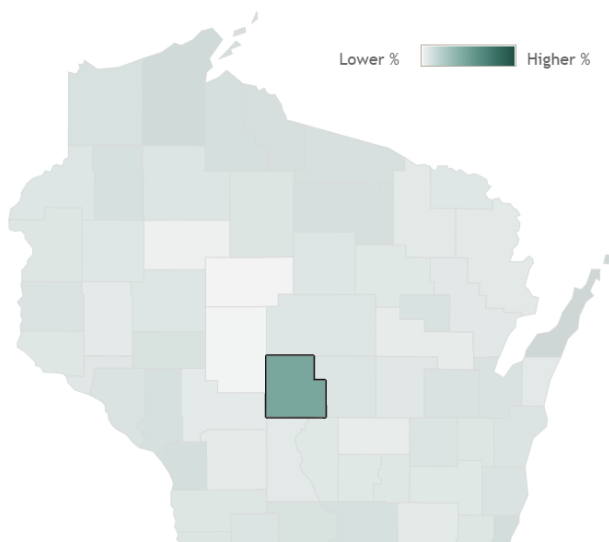
Updated: 8/13/2021

HERC region data

- Total population who have received at least one dose
- Total population who have completed the series
- Adults (18+) who have received at least one dose
- Adults (18+) who have completed series

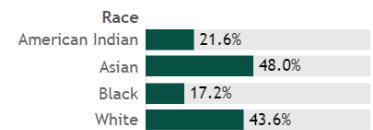
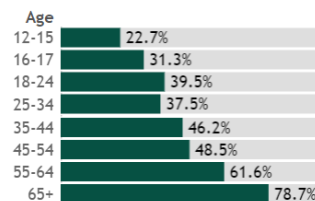
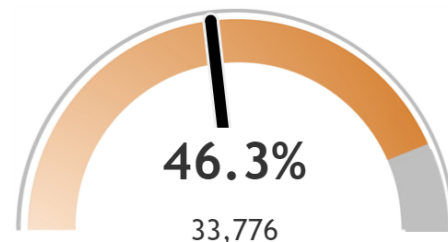
Percent of Wisconsin residents who have completed the vaccine series by county

Click a county to filter data



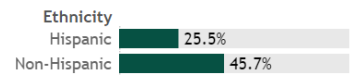
Percent of Wood County residents who have completed the vaccine series

The **orange** represents the population for whom the vaccine is authorized. The **gray** indicates the population under 12 years of age for whom the vaccines are not authorized.



*3.9% of records reported a race of "Other".

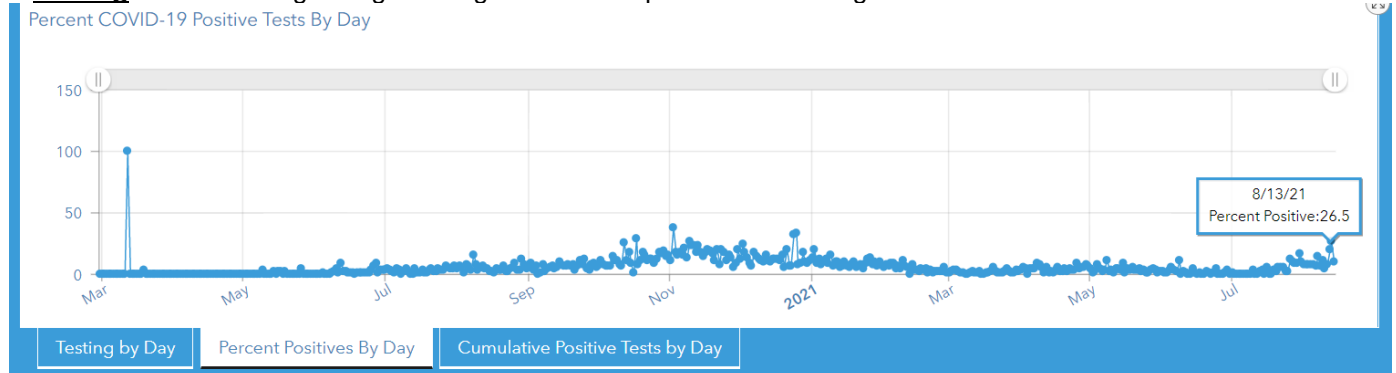
*3.1% of records reported an unknown race



In my narrative last month, we had five active cases. Today (August 15) we have 96. This is obviously a significant increase. For a current case count, please see:

<http://woodwi.maps.arcgis.com/apps/opsdashboard/index.html#/da7f0d6815494e4b85e614e042671b14>

- **Testing** numbers are growing once again. Percent positive is climbing.



- **Vaccination** – We continue to provide small, pop-up vaccination clinics where requested. We are providing active outreach to larger businesses, community organizations, etc. We will be providing vaccinations using the county's new Incident Trailer at the Central Wisconsin State Fair on August 28 from 3-6pm. We are also planning school clinics.

- **Students/Interns** - We have a UW Population Health Fellow (Coriann Dorgay) July 2021-June 2023. Two AmeriCorps positions will be recruited for 2021-2022 (with ongoing support for one thereafter). We will have 8 UW Eau Claire nursing students this fall as well.

- **UWSP Professorship Partnership** – This has been mentioned previously and I wanted to let the committee know that this initiative continues to move forward. We made an initial request, per the recommendation of Corporation Counsel, to have this individual located within our office space. A summary of this partnership was in last month's narrative.
- **Presentation to Wisconsin Counties Association Health and Human Services Steering Committee** – I had the opportunity to present to the WCA HHSC in Stevens Point. I presented alongside Linda Conlon, Health Officer for Oneida County. We discussed COVID, of course, where we've been and where we're at. We also discussed the mental health impacts on our workforce.
- **Schools** – We continue to work very closely with all of our schools in preparation for the start of school. We held a meeting with districts on Monday, August 9 at the health department. We discussed school decisions that have been made or are upcoming, what each of our roles will be when it comes to isolation and quarantine, and other important details. The Delta variant is clearly acting very different than previous strains. We are experiencing that with two current outbreaks in childcare settings.

COMMUNITY HEALTH IMPROVEMENT PLANNER REPORT – KRISTIE RAUTER EGGE, MPH

COVID-19 Communications

COVID-19 communications have ramped up again due to a rise in cases. Messages have been created and shared to encourage parents to get their children 12 and older vaccinated ahead of the beginning of the 2021-2022 school year. Messages have been included in press releases, social media, newsletters, and more. Two COVID-19 survivor stories aired on Wisconsin Rapids Community TV in July. They will also be shared on WCHD social media and YouTube. Additional messages will be created and shared from the COVID-19 stories.

Community Needs Task Force

The July edition of the Wood County COVID-19 Updates newsletter was sent out on July 28, 2021. A new COVID Community Needs Assessment Survey has been sent out for Wood County businesses/community organizations and community members to see what resources are needed for COVID-19 recovery.

Community Health Improvement Plan (CHIP)

The Healthy People Wood County (HPWC) team continues to work on revisions to the CHIP. Objectives have been updated and a monitoring and evaluation plan will be worked on over the next month.

Incarceration

A plan for transportation for after release from jail has been drafted. A process to mitigate issues that arise when individuals are released from jail at odd hours is also being worked on.

AOD Prevention Partnership

The Alcohol Workgroup reconvened for the first time since 2018. The workgroup will focus on implementing the "underage drinking" portion of the Drug Free Communities Work Plan, which includes providing education and information through the state campaign, Small Talks; implementing a community-based program to encourage establishments to adopt best-practice policies for serving and selling alcohol; and collecting/analyzing community data around underage drinking.

The AOD Prevention Partnership was awarded a \$750 stipend through the Substance Abuse and Mental Health Services Administration (SAMHSA) to hold a community event on Underage Drinking. The Alcohol Workgroup will determine how funds will be utilized.

The AOD Prevention Partnership received notice of awarded funding/projects through Wisconsin Department of Health Services for the State Opioid Response 2.0. Projects awarded include 110 medication lock boxes, 2 virtual events, and 200 prescription deactivation packets that promote alternative methods for at-home prescription drug disposal. These projects are worth \$5,075 in total funding and are to be completed by September 1, 2021.

The AOD Prevention Partnership met July 7 with 24 community members in attendance. The following topics were discussed at the meeting:

- Current local initiatives and efforts that have been taking place since the Wood County Drug Task Force has not been meeting. There are several community partnerships and organizations that have picked up where Drug Task Force had left off, so at this time, there was not an identified priority for the Wood County Drug Task Force to reconvene. If a future need is identified, there will be discussion as to how this group will operate and become sustained.
- Plans for completing a community scan on Delta-8 THC. This substance can be found throughout Wood County and is being sold the same way Delta-9 THC is sold in states with marijuana legalization laws. These products are deemed as legal under the Farm Hemp bill and are unregulated. The chemical produces a similar euphoric "high" (only less intense), than Delta-9 THC. There is little research on Delta-8 THC, so there are several unknowns at this time. A community scan will tell us where the products are sold, how close these retailers are to youth-serving locations (such as schools, parks, walking paths, etc.), what type of products are sold, what is included on packaging, how potent these products are,

where products are coming from (out of state vs. produced locally), how Delta-8 products are being advertised, age restrictions (or lack of) for selling products, how much employees at these retailers can tell us about the products, among other information.

- Members were invited to attend the Alcohol Workgroup and Branding Committee.
- The DFC team has connected with “Stay True to You”, an Oregon based anti-THC campaign aimed towards leading youth towards healthy life styles away from THC use. This contact has allowed us to see what materials we are allowed to share, and to start working with the organization on ways to create content for Wisconsin areas.

Providers and Teens Communicating about Health (PATCH)

Teen Educators have completed 50% of initial training for the PATCH program. Additional training commences next week (8/16) to equip teens with the skills needed to go out into the community to educate, empower, and promote positive health changes for their peers.

Mental Health Matters

The month of July for Mental Health Matters was spent focusing primarily on the Goals, Objectives, and Activities laid out within the Community Health Improvement Plan (CHIP) as they pertain to the Behavioral Health Priority Area. The Healthy People Wood County team met multiple times to review the CHIP to review gaps and opportunities in how the Goals and Objectives were written. The discussion around updating the CHIP focused mostly on how to make each health priority area's objectives Specific, Measurable, Attainable, Relevant, Timely, Inclusive, and Equitable (SMARTIE).

Near the end of July, staff presented the Adverse Childhood Experiences (ACE) Interface Training for the first time. The ACE Interface Training provides the fundamental topics surrounding ACEs such as what trauma is, the importance of trauma in development, and resilience. The training was delivered to a graduate class at University of Wisconsin Stevens Point (UWSP). Part of the ACE Interface Training is a call to action to recruit more people to share about ACEs and become more involved in the work. Staff are looking to expand an ACE Interface Trainer group that is similar to the Question, Persuade, Refer (QPR) training group. The goals of both of those groups are to help raise awareness of these issues, combat stigma, and help connect individuals to resources.

During July, the Jail Booking Data was cleaned further. Bookings through both 2019 and 2020 are now available for analysis. Dahlia, the UWSP summer intern, looks to create a data brief from the booking data providing an update on key data analyses that will be carried out moving forward.

Food Systems / Farmers Market

The Wisconsin Rapids Downtown Farmers' Market continues to provide our customers with the best products available and serves as a catalyst for community development by offering an educational component and a local music scene. We have space reserved for weekly scheduled acts. Visitors are thrilled with the produce, the chance to visit with neighbors, and best of all, to connect with the farmers who actually grow their food. In the month of July, we processed:

- \$947 in Debit/Credit at the management's booth.
- \$2390 in Food Share/Electronic Benefit Transfer (EBT) at management's booth.
- We do not track WIC and Senior Farmers Market Vouchers as they are direct deposited by vendors, but are also available to use at the market.
- \$59,852 in total sales was reported from our vendors for the month of July.

Active Communities/Built Environment

The River Riders and Marshfield Bike Share program is in full swing for the summer season. Since opening in mid-June, over 170 rides have been taken in Wisconsin Rapids and over 115 rides have been taken in Marshfield. The bike share program continues to provide all visitors and residents of Wood County a fantastic way to explore our beautiful area! The bikes are available for a minimal cost of \$1.00/hour to residents and visitors.

ENVIRONMENTAL HEALTH REPORT – BEN JEFFREY, R.S.

AGC MOU Update

Nitrate sampling was completed August 4th and 5th. Staff sampled over 20 different wells in the area of concern and identified wells with high nitrates once again. Staff continue to educate residents in the area on the risks of high nitrates in groundwater and work to identify these unsafe wells through testing. Testing efforts for the MOU have been completed. Residents with groundwater concerns are still encouraged to test their wells for nitrates and bacteria through the Wood County Water Lab.

Staff Training

Staff attended training with Dept of Ag, Trade, and Consumer Protection in Pool Basics as well as Pools and Water Attractions. The training took place in Southern Juneau County and covered the application of Pool Code ATCP 76 as well as some review of DSPS requirements for Pools and Water Attractions. Staff members attended DNR 149 training for the Wood County Water Lab. Staff members have also begun proficiency testing for nitrates this month to meet the annual quality assurance standards.

New Businesses and Consultations

A pre-licensing inspection was completed for the new Marshfield Aquatic Center last month. A pre-licensing inspection was completed for Simplicity Inn, a food and lodging facility in Marshfield, formerly known as Hillcrest. A pre-licensing inspection was completed for Rembs Celebration Center in Marshfield. A consultation was completed for a Marshfield business considering food service. A pre-licensing inspection was completed for Rubi Reds in Wisconsin Rapids. A pre-licensing inspection was completed for Bud's Corner Mart in south Wood County due to new ownership. A pre-licensing inspection was completed for a new mobile restaurant in Wood County.

Complaints

Eleven complaint investigations were received in the month of July.

- A complaint was received regarding living conditions. The property owner began clean up. A follow up investigation will occur.
- A complaint was received involving bugs in a home. Professional treatment has been started. A follow up investigation will occur after treatment is complete.
- A complaint investigation has been started for a possible bed bug infestation of a residence.
- A complaint was received concerning possible health hazards in a residence. Due to COVID concerns, the complaint investigation has been postponed.
- A complaint was received in regards to mold in an apartment complex. No health hazards were found upon investigation.
- A caller reported poor living conditions inside a residence. Orders have been issued.
- A complainant was concerned about bugs in a residence. After investigation, no health hazards were found. Information for pest control was provided.
- A caller reported a licensed pool in need of repair. Staff were onsite and recommendations have been provided to the owner.
- A complaint was received regarding a dog in a restaurant. This investigation is ongoing.
- A caller reported a possible bed bug infestation in a residence. Professional treatment has been started. A follow up investigation will occur after treatment.
- A complaint was received regarding hoarding-like conditions in a home. Information was provided to the homeowner.
- A complaint was received regarding a licensed pool. A complaint investigation is in progress.

HEALTH PROMOTION AND CHRONIC DISEASE TEAM REPORTS

Oral Health Program – Erin Fandre, RDH

Healthy Smiles received our Award Letter from Wisconsin Seal-A-Smile for the 2021/2022 school year. Like last year, funding is awarded on a performance basis. We will be paid for providing screenings, sealants, multiple fluoride varnish applications, and entering data. On September 9th, Wisconsin Seal-A-Smile will be holding their annual meeting virtually.

WOMEN, INFANTS AND CHILDREN (WIC) REPORT – CAMEN HAESSIG, RD, CD, CLC

- WIC continues to complete all appointments over the phone during this time. The physical presence waiver to allow appointments over the phone currently goes through mid-November. The waiver is tied to the public health emergency declaration and will allow phone appointments to continue 30 days past the expiration of the public health emergency declaration.
- We welcome Jenny Froeba as our new WIC Nutritionist. She is an RN and comes with a background working with clients similar to ours from working in OB/GYN and Inlusa.

Caseload for 2021 (Contracted caseload 1477)

	Dec 2020	Jan 2021	Feb	Mar	Apr	May	Jun	Jul	Aug	Sep	Oct	Nov	Dec
Active (initial)	1450	1446	1419	1403	1324	1400	1377	1377					
Active (final)	1458	1447	1449	1431	1367	1422	1393						
Participating	1457	1447	1445	1430	1355	1400	1378	1378					

HEALTH DEPARTMENT P-CARD SUMMARY

6/17/2021-7/16/2021

Amount Due \$ 7,200.40

Due Date 7/29/2021

Date Paid 7/22/2021

15210280

PUBLIC HEALTH - P-CARD CHARGES

Vendor	Description	PH	GRANT	Amount
CDR	License Renewal		MCH	\$ 70.00
Walmart	Office Supplies	√		\$ 39.52
The Bash	Meeting Expense	√		\$ 600.00
Survey Monkey	Yearly Subscription		PHEP	\$ 900.00
Pick N Save	Meeting Expense	√		\$ 7.98
Walmart.com	Program Expense		DFC-Supp	\$ 13.61
Aldi	Meeting Expense	√		\$ 15.10
Cravings	Meeting Expense	√		\$ 20.04
From The Ground Up	Meeting Expense	√		\$ 62.40
Kwik Trip	Meeting Expense	√		\$ 21.76
HOPE Consortium	Conference Reg	√		\$ 25.00
Prophy Perfect	Program Supplies		MCH	\$ 108.44
Law & Mental Health	Conference Reg	√		\$ 100.00
Kwik Trip	Meeting Expense	√		\$ 150.00
Dollar Tree	Office Supplies	√		\$ 5.28
Walmart	Office Supplies	√		\$ 56.77
People Finder	COVID Expense		COVID-O	\$ 29.95
Walmart	Meeting Expense	√		\$ 63.53
HOPE Consortium	Conference Reg	√		\$ 25.00
ThermoWorks	EH Supplies	√		\$ 211.99
PATCH Program	Program Supplies		DFC-Cont	\$ 180.00
National Prevention	Conference Reg	√		\$ 350.00
NACCHO	Conference Reg		PHEP	\$ 475.00
WALHDAB	Annual Membership		PHEP	\$ 510.00
WALHDAB	COVID Expense		COVID-O	\$ 900.00
APHA	Conference Reg		PHEP	\$ 491.00
Public Health in Pract	Conference Reg		PHEP	\$ 95.00
Metro Market/Copps	Meeting Expense	√		\$ 45.63
Facebook	Program Expense		SLEEVES	\$ 50.00
Baymont	Lead Abatement Exp		LSHP	\$ 555.04
The UPS Store	EH Program Expense	√		\$ 12.52
WPHA	Conference Reg	√		\$ 95.00
				\$ 6,285.56

Grants:

PHEP Public Health Emergency Preparedness
IMM Immunization
LEAD Childhood Lead
MCH Maternal Child Health
PHHS Prevention Fund
TOB Marathon County Tobacco Coalition

Programs:

ADMIN WIC Program Administration
BF WIC Breastfeeding
CS WIC Client Services
FF WIC Fit Families
FMNP WIC Farmers' Market Nutrition Program
NE WIC Nutrition Education
BFPC WIC Peer Counseling

Coalition Names:

BF Breastfeeding Coalition
SK Safe Kids Coalition
FPWC Health People Wood County
CHA HPWC - Community Health Assessment
RH HPWC - Recreate Health
MH HPWC - Mental Health
AOD HPWC - Alcohol & Other Drug Abuse Team
FM HPWC - Farmers' Market

ADAMS JUNEAU - P-CARD CHARGES

Vendor	Description	PROGRAM	Amount
			\$ -

WIC - P-CARD CHARGES

Vendor	Description	PROGRAM	Amount
HOPE Consortium	Conference Reg	NE	25.00
Uniform Advantage	Clinic Supplies	CS	889.84
			\$ 914.84

CONSOLIDATED CONTRACTS - P-CARD CHARGES

Vendor	Description	PROGRAM	Amount
			\$ -

COALITION ACCOUNTS - P-CARD CHARGES

Vendor	Description	Coalition Name	Amount
			\$ -

HO-CHUNK P-CARD CHARGES

Vendor	Description	Amount
		\$ -

HEALTH DEPARTMENT P-CARD SUMMARY

7/17/2021-8/16/2021

Amount Due \$ 3,926.06

Due Date 8/26/2021

Date Paid 8/19/2021

15210403

PUBLIC HEALTH - P-CARD CHARGES

Vendor	Description	PH	GRANT	Amount
Walmart	Program Supply		DOT	\$ 237.52
Evenflo	Program Supplies		DOT	\$ 634.53
Walmart	Office Supplies	✓		\$ 20.38
Venngage	Yearly Subscription	✓		\$ 468.00
Sam's Club	Office Supplies	✓		\$ 106.73
WPHA	Conf Reg/Membership	✓		\$ 170.00
People Finder	COVID Expense		COVID-O	\$ 29.95
Walmart	Program Supplies		DFC-PATCH	\$ 80.26
Sam's Club	Office Supplies	✓		\$ 138.09
WEHA	Conference Reg	✓		\$ 625.00
WEHA	Membership Dues	✓		\$ 50.00
Lakelawn Resort	Meeting Expense	✓		\$ 82.00
Facebook	Advertising		Sleeves	\$ 100.00
ILCA	Membership Dues		MCH	\$ 132.00
				\$ 2,874.46

Grants:

PHEP Public Health Emergency Preparedness
 IMM Immunization
 LEAD Childhood Lead
 MCH Maternal Child Health
 PHHS Prevention Fund
 TOB Marathon County Tobacco Coalition

Programs:

ADMIN WIC Program Administration
 BF WIC Breastfeeding
 CS WIC Client Services
 FF WIC Fit Families
 FMNP WIC Farmers' Market Nutrition Program
 NE WIC Nutrition Education
 BFPC WIC Peer Counseling

Coalition Names:

BF Breastfeeding Coalition
 SK Safe Kids Coalition
 FPWC Health People Wood County
 CHA HPWC - Community Health Assessment
 RH HPWC - Recreate Health
 MH HPWC - Mental Health
 AOD HPWC - Alcohol & Other Drug Abuse Team
 FM HPWC - Farmers' Market

ADAMS JUNEAU - P-CARD CHARGES

Vendor	Description	PROGRAM	Amount
WEHA	Conference Reg		625.00
Phenova	EH Lab Expense		128.90
			\$ 753.90

WIC - P-CARD CHARGES

Vendor	Description	PROGRAM	Amount
WWARFF	Conf Reg	FF/Admin	250.00
			\$ 250.00

CONSOLIDATED CONTRACTS - P-CARD CHARGES

Vendor	Description	PROGRAM	Amount
			\$ -

COALITION ACCOUNTS - P-CARD CHARGES

Vendor	Description	Coalition Name	Amount
Walmart	FM Supplies	Recreate Health	\$ 4.42
Walmart	Program Supplies	CHA-CHIP	\$ 43.28
			\$ 47.70

HO-CHUNK P-CARD CHARGES

Vendor	Description	Amount
		\$ -

WOOD COUNTY HUMAN SERVICES DEPARTMENT REPORT August 2021

Director's Report by Brandon Vruwink

The past month has been spent working on the 2022 budget. Because of our budget's size and scope, this is a very long process for our department. Each year brings new challenges, and this year is no exception. The most significant challenge has been identifying what the new normal looks like at our healthcare facilities. We plan to discuss this challenge in more detail at the Human Services budget meeting.

The Human Services Department held our annual public budget hearing on August 3. This year we did not have any members of the public attend the hearing. Fortunately, we heard from all the county staff who participated in the meeting. They shared their perspective on what were the largest community needs. The feedback helps inform the decision making as we develop the 2022 budget.

One common theme from the Public Budget Hearing was the need for additional services for children with higher needs. The number of children requiring additional services continues to increase. At the same time, the age for referral continues to drop. Where in the past we would see referrals for 12-14 year-olds, we are now seeing an increasing number of 6-8 year-olds in need of intensive services. To address this issue, a small workgroup has formed to develop an "on-call" system to respond to children in need during our "after hours." The workgroup is focused on developing interventions to support children and their families in their homes.

The team at Edgewater Haven hosted Senator Patrick Testin on Monday, August 2. Senator Testin toured the facility and was very complimentary. The Senator also made time for a question and answer session with residents. The residents were very excited to spend some time with the Senator and had many questions for him.

Deputy Director Update by Mary Solheim

Adolescent Diversion Program: Our mid-year performance report was submitted to the Department of Health Services on July 30, 2021. As a recap from prior updates, this particular program provides services through one-to-one case management for six to eight hours per week over a period of 18 total weeks. Since the program's inception, we have found that the program typically takes longer than 18 weeks to complete, as we only count active weeks of engagement towards the 18 needed to complete the program. The program requires a significant commitment from our youth and their caretaker/s. The program has served 35 youth to that July 30 date with 13 of those youth carrying over from 2020 into 2021. Data reported within the performance report comes from individual case tracking, the pre and post Developmental Asset Profile (DAP) results as detailed in a former update, and pre and post Survey Monkey Assessments. For each youth, our ADP team documents hours spent with a youth each week, activities completed, youth demonstration of the following activities: awareness of automatic responses, use of coping strategies, identifying thinking traps, using a tool to exit a thinking trap, awareness of higher brain and lower brain, use of two or more LEO tools, use of higher brain communication, engagement in a creative or prosocial activity, engagement in a community or peer group, and demonstration of an increase in prosocial skills. ADP workers write case notes after each youth meeting to explain activities completed, tools reviewed or used, and growth or challenges the youth is experiencing. While the performance report is lengthy with the amount of questions we must address and the corresponding detail provided, I note we have met many of our program goals and metrics. Of particular note within the report is that we have also identified three primary project needs after operating the program for one year. The first of those needs includes addressing a waitlist. We found we have received more referrals than we have been able to serve. We continue to place focus on our waitlist and were able to eliminate it over the course of the summer, but expect a new waitlist to develop as we

approach the start of a new school year. The second identified need is extended services for higher-needs youth. At the start of this program, we expected to serve youth who were just starting to exhibit challenges which could result in youth justice involvement. What we have discovered is almost half of the youth we are serving have deeper challenges including mental health and more ingrained behavior patterns with the youth and with the family. This sub-set of youth are not eligible for Comprehensive Community Services or other programs, yet still have challenges to be addressed. Given this, we believe some of our youth would benefit from a longer intervention. We have discussed our need with our contract manager through DHS and were advised to submit a separate proposal for additional staff to be funded through our grant. We hope to report back in a future report with positive news in this regard. The third and final project need is the expansion of age of youth served. We would like to lower the age limit for this program to 10, which will help our team to do interventions before the youth has more ingrained behavior patterns like what we are seeing with a certain portion of our ADP population.

Youth Justice Advisory Council: The Youth Justice Advisory Council (YJAC) launched in December 2020 as part of our Adolescent Diversion Program and has continued into 2021. The YJAC includes members across Wood County from schools, law enforcement, human services, faith groups, community groups, the public defender's office, the district attorney's office, and mental health providers. Five YJAC work groups have formed including: Mental Health Cost and Access, Parent Education and Support, Community Connections, and Basic Unmet Needs as well as a sub group for current and former justice involved youth called My Side. All YJAC initiatives are aimed at prevention and improved collaboration between partners to better support youth in the justice system. A number of our YJAC partners come from the academic sphere so we are excited to continue forward with some of our initiatives with the upcoming start of the school year.

Community Partnerships: Research has shown us that it is healthy adult-youth relationships that provide youth with assets that lead them to success. With this research in mind, the ADP team worked with the intensive youth justice social worker to plan the launch of a volunteer program in Wood County to connect adults in the community to youth involved in justice related programming within Wood County Human Services. Our vision is to connect youth to volunteers based on a youth's career or hobby interests. These connections might look like a one-time informational interview, a multiday job shadow, or a long-term mentoring relationship. Throughout spring 2021 we created and updated forms including an electronic volunteer application, a volunteer interest questionnaire, a document to track volunteers and related forms, a permission slip, a youth expectations document, a volunteer guide, a confidentiality agreement, and a continued contact agreement permitting youth-volunteer connection after completion of a Wood County Human Services program. We hope to officially launch the volunteer program in fall 2021.

Youth Mentor Program: With the support of our oversight committee and as a follow-up to last month's update, our Youth Mentor Program is underway with tending to its first ever garden. Our youth are excited to learn and grow along with the garden. Our youth also continued to work hard in the planning stages for our first brat fry which was scheduled for August 5. Stay tuned for further updates next month on the success of this event! Lastly, we have two youth set to graduate from our Youth Mentor Program in the coming weeks and we will be accepting a minimum of two additional youth into the program within the next month.

Administrative Services Update by Mary Schlagenhaft

Ongoing meetings with SmartCare to ensure that our product has a successful launch.

Claims and A/R team:

- Community has recovered \$35,705.36 YTD in Trip payments for previous year bad debt
- Norwood has recovered \$36,214.61 YTD in Trip payments for previous year bad debt

The following Insurance claims/Statements have been prepared and submitted in July:

NHC:

- 237 Insurance Claims in the amount of \$943,094

Community:

- 1,569 Insurance Claims in the amount of \$448,145

EW:

- 70 Insurance Claims in the amount of \$335,157

Accounting and A/P Team:

- New Hire for Community Accounting Clerk started in July
- 2020 WIMCR Report completed and certified
- Work on 2022 Budget, preparing reports, payroll projections & working with Division Administrators at all locations
- Met with WIPFLI regarding Provider Relief Funding discussing reporting requirements
- One Team member on FMLA, assisting with ongoing workload remotely
- Prepared monthly cost reports, revenue entries, adjustments and vouchers all prepared and submitted timely

Support Services Team:

- Assistance from NHC team member for 20 hours per week to assist with backlog of Transcribing
- CW/YA Records Administrative Assistant II announced retirement after 35 years of sharing her knowledge

Community Resources Update by Steve Budnik

Economic Support: Wood County's FoodShare recipient count was 10,557 in July. The total number of BadgerCare cases was 7,521. This is the highest count of 2021 and an increase of 428 individuals from January. Medicaid services will increase because when people pursue marketplace medical coverage, more families then become eligible for Children's Health Insurance Program (CHIP).

Transportation: In July, we provided 945 rides on our buses. This is an increase of 24 rides from June. We continue to provide many rides to employment (331) and medical (193) destinations. The other rides are a combination of nutrition, shopping, and other social destinations.

All of our Human Services bus drivers recently became certified in cardiopulmonary resuscitation (CPR). This is an added bonus for the level of service and safe we provide to the elderly and disabled customers we serve in this program.

WHEAP: Since October 1, 2020, we have processed 2,521 applications for the current heating season. This is directly on target from where we were last year. The heating season and our current contract ends 09/30/2021, and the energy assistance staff have been diligently targeting low-income homes for supplemental assistance.

Edgewater Haven Update by Kyle Theiler

In the month of July, we had 18 admissions and 7 readmission with a memory care census is 18 residents.

Census comparison to last year:

July 2020 – 51.23 average census with 11.58 rehab

July 2021 – 47.94 average census with 7.19 rehab

Admissions/Discharges Comparison:

July 2020 – Admissions 16/Discharges 10/Readmissions 10/Deaths 4
July 2021 – Admissions 18/Discharges 12/Readmission 7/Deaths 3

Personnel Updates: Open position as of writing this: Dietary – 1.0 FTE Cook & 1.0 FTE Dietary Aide
Nursing - .97 FTE RN, .97 FTE LPN, .7 FTE LPN, .6 FTE CNA, & .5 FTE CNA

As of typing this, we hired a casual RN who recently moved back to the area. The nurse has worked at our building previously and left due to relocating. Excited to hire a casual RN who already has experience and knowledge of our building. Hired a .97 full time certified nursing assistant. Originally, the nurse aide was going to take the .5 FTE opening, but decided to go with full time instead.

Several interviews held the week of August 9th for dietary openings. Hopeful we will fill both open positions in this department!

Two members of the nursing team are dropping to casual status due to going back to school in the fall. Therefore, the .7 LPN and .6 CNA position are now open to reflect this.

COVID-19 Updates: As of 8/9/2021, the Wood County COVID-19 positivity rate increased to 7.8%. The rate is starting to dramatically increase compared to last few months Therefore, Edgewater Haven will adjust testing frequency of unvaccinated staff to weekly testing as set forth by the Wisconsin Department of Health Services.

As of typing this, Edgewater Haven had no positive tests for staff or residents since the last health and human services meeting. Edgewater Haven continues daily in person visits for its residents. However, we are now requiring all visitors wear masks for the duration of their visit regardless of vaccination status. This change was put in place out of the utmost caution for the safety of our residents. Visitors wanting to visit are asked to call ahead so we can limit the capacity of the building to ensure safety for the residents, staff and visitors.

Edgewater Haven recently eclipsed 75% of staff being fully vaccinated. The residents fully vaccinated is even higher as 98% of residents are fully vaccinated as of 8/6/21. Data like this is being shared by the Wisconsin Department of Health Services for all skilled nursing facilities to see. Edgewater Haven has higher vaccine rates for staff and residents compared to the vast majority of skilled nursing facilities in the state.

Capital Projects: The nurse call system project continues to be worked on by Complete Control. A call was conducted on 8/6/2021 with the Complete Control representative, Wood County IT, and Edgewater maintenance. The call was very productive as IT was able to voice their concerns regarding implementation of nurse call system on the Wood County Network. IT will be putting together a question list for Complete Control to ensure proper network security. This should not hinder the project timeline.

The emergency generator quick connect project is ongoing. Maintenance is still working on setting a date to complete this final capital improvement project for 2021.

Wood County CNA Training Site: The onsite visit for the Certified Nursing Assistant Training Site is still set to take place on 8/18/2021. We are looking forward to having the representative from the Wisconsin Division of Quality Assurance come to our building. Our infection preventionist/in-service coordinator spent time this month ensuring that our training room is up to regulated standards. The nursing secretary further assisted our infection prevention/in-service coordinator by ordering needed supplies necessary for the classroom. I will provide narrative in my September report for HHSC to update everyone on how the visit went.

Martin Brothers Vendor Change: In late July, Edgewater Haven entered into an agreement with Martin Brother Distributing Co. to become the new vendor for the resident food operating expense. Martin Brother's offers the same quality of food as our current vendor at a significantly less rate. A comparison was completed of the prices for the top 100 food items Edgewater used with its current vendor and Martin Brother's prices for the same items. Martin Brother's prices were 3.49% less expensive than the current vendor.

Additionally, Martin Brothers offered a 1.5% monthly volume rebate and an automated coupon redemption service of an estimated .25% to .5% for savings. The switch to Martin Brothers will further assist the county as the 1.5% monthly volume rebate will now be given to Norwood Health Care Center as well. Lastly, Edgewater Haven will continue to benefit from its current group purchasing organization, which is an estimated rebate of .5% to .75%. As prices continue to rise in the food industry these rebates will assist in our dietary budgets bottom line significantly.

Lastly, Martin Brothers is more than just a vendor. They are truly a skilled nursing service because of the menu assistance and trainings they offer. The trainings will assist our dietary staff in staying competent on food safety, sanitation, techniques, and customer service.

Aegis Therapy: Our current therapy vendor is struggling to fill current vacant positions at our building. Specifically, they are not receiving applications for the physical therapist position. I have been in close contact with our vendor's area vice president on the progress of filling the position. I will continue my follow-up on the rehab staff management concerns to ensure our facility's residents are receiving care to our high standards.

Family Services Update by Jodi Liegl

Foster Parent Grant Award: In response to our Foster Parent Grant award of \$21,911 from the Wisconsin Department of Children and Families, we received money in three categories: Incentives for the retention of foster parents, Foster parent training activities, and Reimbursement to foster parents for foster care related expenses that allow for normalcy opportunities for children in out-of-home care.

In an effort to provide normalcy opportunities for children and youth in foster care, we received money to celebrate their birthdays during the duration of the grant. Allowing children and youth in out-of-home care the opportunity to celebrate their birthdays, helps promote normalcy, as birthdays are exciting milestones for young people. Foster parents are eligible to receive up to \$75 in reimbursement for any birthday related expenses. This could include a cake, gifts, or an experience. Allowing foster parents to consider purchasing experiences to celebrate the child or youth's birthday provides the ability to encourage personal growth and engage in novel activities. This may lead to a new skill, interest, or pro-social activity in which additional connections may be fostered.

Memory Lane Farm Acres of Fun Farm Camp: Wood County Human Services has collaborated with Memory Lane Farm to offer a Family Fun Night for our foster families. This event is offered through the funds received from the Foster Parent Grant in the area of incentives for the retention of foster parents. The goal is to provide opportunities to express appreciation, recognition, and support to our foster families. The activities will allow foster families to spend quality time together where connections and relationships will naturally occur through the shared activities. This will lead to enhanced support amongst foster parents. Family Fun Night is being held on Friday, September 24th from 5 PM – 8 PM. Activities include dinner, wagon rides, games, farm animals and more.

Community Intervention Program: The program plan for the next year was recently completed and submitted to Wisconsin Department of Children and Families. The funding received assists in supporting the Youth Justice Family Resource Coordinator/Youth Mentor position. This individual is trained to intervene with youth identified as medium or high risk and their families, provide skills from a core

curriculum designed to combat criminal thinking patterns and build resilience and pro-social skills in youth as well as providing parents the skills to set effective limits. The Family Resource Coordinator/Youth Mentor spends significant time with the identified youth to build a trusting relationship and assist them in completing Carey Guides, Behavioral Intervention Techniques (BITS), and Aggression Replacement Training (ART) to address underlying criminogenic needs.

In reviewing the goals developed for this year, we were successful in all of our goal areas. One of our goals was to reduce the number of secure detention days by 25% and we exceeded this goal with a 64% reduction in secure detention placements. From July 1, 2018 to June 30, 2019, youth served a total of 129 days in secure detention. From July 1, 2019 to June 30, 2020, youth served a total of 47 days in secure detention. Our second goal was to reduce the number of placements in restrictive placements, specifically group home, residential treatment centers and corrections, by 10%. This goal was achieved as the number of placements in restrictive settings decreased by 15%. From July 1, 2018 to June 30, 2019, Wood County had nine youth placed in residential care, nine youth placed in group home care, and two youth placed in corrections. From July 1, 2019-June 30th 2020, Wood County had ten youth placed in residential care, six youth placed in group home care, and one youth placed in corrections. The final goal identified was to decrease recidivism in participating youth by 25%. The data tracked indicated that we exceeded the goal, as approximately 55% of the youth had no new law enforcement referrals since working with the Family Resource Coordinator. Out of the 20 youth served over the period of July 1, 2019 to June 30, 2020, 11 of the youth have had no new youth justice law enforcement referrals. Five youth have had one new law enforcement referral and three of our highest risk youth have had two or more law enforcement referrals.

As we look to next year, some goals remain the same including: reducing the number of secure detention days for youth by 10%, reducing the number of youth in group home, residential treatment or correctional placements by 10%, and decreasing recidivism for youth in the program by 10%. Two additional goals were developed this year. The first goal is the average length of stay for youth in group home, residential treatment, or correctional placements will decrease by 10%. The second goal is that 20% of youth participating in the program will have a decreased risk level (from high to moderate or moderate to low) in at least one of the eight YASI domains during the reassessment process. With the creation of the two new goals, additional data will be tracked for reporting purposes.

Norwood Administration Update by Marissa Laher

With the uptick in the county positivity rate for COVID-19 cases, we have had to adjust the routine testing frequency of staff that are not vaccinated to weekly. We anticipate needing to increase routine testing to twice a week as the positivity rate continues to climb in the coming weeks. We have certainly seen the impact with staff needing to be off due to close contacts/exposures. We continue to screen all individuals entering the facility via our automated kiosk and require masks to be worn, which is in alignment with CMS guidelines.

We have been diligently working on projections for the 2021 budget and preparing our 2022 budget.

Norwood Nursing Department by Liz Masanz

Admissions Unit: We have seen an increase in the Hospital census over the last month, with an increase in out of county residents and residents needing longer term stabilization. In turn, we have seen an increase in referrals to the LTC unit.

Long Term Care Unit: We continue to work with residents on COVID-19 precautions, in person visits, activities, and vaccinations. All but five residents on LTC are fully vaccinated. Three of those patient have received their first vaccine from us. There are two out of county patients on the LTC unit right now.

We have recently added one county to our contract list due to having a resident on the hospital unit they wanted to place for LTC stabilization.

Norwood Dietary Department by Larry Burt

Congregate meals for the month of July were 8,657 with revenue of \$39,822.20. Congregate meals for the year are 62,270 with revenue year to date of \$286,437.40.

Norwood Maintenance Department by Lee Ackerman

Update on 2021 Capital Improvement Projects: Work on the flooring installation will be completed in early August, which will be the last portion of refinishing for this project. The new flooring material provides a dramatic improvement from the original vinyl composite tiles as well as a continuous sealed surface that does not require regular maintenance.

The search continues for a second minivan. With new car production down due to supply limitations, we are seeing higher demand for used vehicles, which, in turn, drives prices up, and inventory down. However, I remain confident that the right vehicle can be found.

Other News: In preparation future Capital improvement projects, I was in contact with several contractors this month to discuss the rapidly changing pricing and availability of materials and how they may affect projects planned for 2022. As budget outcomes are still being determined, it is best to remain prepared for a variety of options. This includes HVAC controls, power transfer switches, Pathways renovations, and lawn mower replacement.

Edgewater Credit Card Statement - July 2021

Date	Description	Nursing 54201	Laundry 54212	Dietary 54213	Maint. 54215	Therapy 54216	Activities 54218	Soc Serv 54219	Admin 54219	Covid 19 54319
7/1/2021	Walmart-new resident baskets								1.62	
7/1/2021	Rubi Reds-new resident baskets								\$ 41.94	
7/1/2021	Walmart-new resident baskets								47.24	
7/20/2021	Walmart-5 star celebration								18.95	
7/27/2021	Home Depot-Ladder and hooks				94.06					
7/28/2021	Home Depot-Replacement 6' ladder				79.97					
7/30/2021	Walmart-Activities, candies, supplies						94.44			
7/30/2021	Dollar Tree-Activities-candy						12.00			
		-	-	-	-	-	-	-	-	-
Total		\$ -	\$ -	\$ -	\$ 174.03	\$ -	\$ 106.44	\$ -	\$ 108.13	\$ -
Total Usage July 2021		\$ 388.60								

CREDIT CARD SUMMARY- HUMAN SERVICES DEPARTMENT

	WALMART	USBANK	
Statement Date		7/16/2021	
Amount Due	\$ -	\$3,536.63	
TOTAL			\$ 3,536.63
Date Paid		7/29/2021	
VOUCHER #		40213724	

Object	Description	Program Amount	CHILD WELFARE 4001	YOUTH AIDS 4005	CHILD CARE 4010	ESS 4020	FAMILY SUPPORT 4045	CHILD. WAIVER 4050	CSP 4055	OPC MH 4060	CCS 4065	OPC AODA 4080	ADMIN 4099
172	TRAINING	274.00							50.00	25.00	50.00		149.00
190	LIABILITY INSURANCE	111.00							55.50		55.50		
250	OTHER PURCHASES-WAIVERS	187.44						187.44					
251	ESS OTHER PROFESSIONAL SERV	174.00				174.00							
285	COMMUNITY SERVICES	54.50						54.50					
290	STATE PASS THROUGH FUNDS	19.99					19.99						
290	FOSTER PARENT EXPENSES	44.39	44.39										
294	INTENSIVE SUPERVISION	20.03		20.03									
329	SUBSCRIPTIONS	559.00											559.00
341	PROGRAM SUPPLIES	900.64	205.95		64.43				70.33		385.75	174.18	
390	CW TSSF Time Limited Resources	868.13	868.13										
399	MISC EXPENSE	(13.04)											(13.04)
TOTAL		\$ 3,200.08	1,118.47	20.03	64.43	174.00	19.99	241.94	175.83	25.00	491.25	174.18	694.96

Charge for client needs,
reimbursed from
Client Benefits Account

336.55

CREDIT CARD TOTAL

\$ 3,536.63

CVSO Report to the Wood County Health and Human Services Committee

Meeting Date: August 26, 2021

July Activity:

Caseload activity for July 2021 – 18 new veterans served. During the month of July, we completed/submitted 301 federal forms to include:

- 30 intent to file a claim (this marks the effective date while we assist the veteran in gathering all the required supporting documentation)
- 2 Appeals – Higher level review, Notice of Disagreement (appeal)
- 22 new claims for disability compensation
- 3 new claims for veterans pension
- 0 new claims for surviving spouse benefits (DIC or surviving spouse pension)
- 10 new applications for VA Healthcare
- 21 appointment of Claimants Representative (POA for American Legion, VFW, DAV etc.)
- 7 burial and marker applications

Activities:

1. Completed as of July 14:
 - a. August 17 - Federal VA Regional Office Milwaukee Directors conference call with VSO & CVSO Leadership.
 - b. July 19-21 - National CVSO Association Annual Training Conference (Virtual)
 - c. July 28 – CVSO Association Leadership virtual meeting with Wisconsin Department of Veterans Affairs Secretary and key leadership.
2. Near Future:
 - a. Aug 24-29 – Central Wisconsin State Fair. Outreach booth
 - b. Oct 11-15 CVSO Association Fall Training Conference in Fond Du Lac WI

Office updates:

1. Office and VA response to COVID-19 –
 - a. The Tomah VA Medical Center has begun COVID-19 Vaccination Clinics. Wisconsin Rapids CBOC is one of the sites and providing Friday and some Saturday/Sunday shot clinics. Veterans must be eligible and **enrolled in VA healthcare** to receive a vaccination. They have expanded to **all** veterans currently enrolled. **Their spouses, caregivers and family members/survivors entitled to CHAMPVA health care are now eligible.** Veterans can call to be put on a list for a scheduled shot clinic (800-872-8662 ext 66274). For more information visit www.Tomah.VA.GOV
 - b. Federal VA continues to lag behind on scheduling and completing compensation exams. Therefore, new ratings decisions have slowed.
 - c. As of August 17 the Milwaukee VA Regional Office will again be open to the public for access. **Masks are now mandatory** to the contact team and Veteran Service Organizations Claims Office. However most VA employees will continue to work remotely Wisconsin Department of Veterans Affairs is still mostly working remotely.
2. Office continues to review and reach out to Blue Water Vietnam Navy and Marine personnel. Many veterans have responded and we have submitted claims for compensation.

To date Wood County Veterans under this effort have received \$440,205.00 in retroactive payments. Monthly increases totaling \$50,477.79 or additional \$605,733.48 every year.

Since last month's report:

- a. Veteran was increased from 10% to 30% service connected. He received a check for \$891.63 in retroactive payments and a monthly increase of \$297.21 per month.
- b. Veteran was increased from 10% to 20% service connected. He received a check for \$1,404.00 in retroactive payments and a monthly increase of \$104.00 per month.

Note these are just ratings we initiated by reviewing our records on file and contacting the veteran. It does not include claims brought in to our office by the veteran or the normal benefit maintenance activity we do. To date the retroactive payments and the annual ongoing compensation for this initiative have exceed the annual budget for the department.

3. The 2020 VA Benefit data for Wood County was received. Federal VA expenditure in Wood County increased \$4,206,000 in 2020 for a total of **\$53,195,000**.
 - a. Compensation and pension payments directly to veterans/survivors increased \$2,217,000 for a total of \$26,233,000.
 - b. Federal Education and Vocational Rehabilitation increased \$187,000 to a total of \$1,454,000.
 - c. VA medical care provided to Wood County Veterans increased \$1,961,000 with total expenditures of 25,176,000 in 2020.
4. Central Wisconsin State Fair. Due to the ever changing health considerations of the pandemic I have decided to have an unmanned booth this year. Posters have been made highlighting recent changes and other topics of interest, all directing the public to call our office for more information.

PROCUREMENT CARD RECORD


Please Print - After Department approval send to Wood County Purchasing Department

Cardholder (Employee) Name		Department		Card No. (last 4 digits)		Statement Date	
Rock Larson		Veterans Service		7250			
Purchase Date	Vendor	Items Purchased	Cost	Account Number To be Charged	Materials Received (Y/N)	Charges on Statement (X)	
24-Jun-21	Wisconsin Rapids WWLC	VSC Loan for utilities	\$ 800.00	101-3101-54710-000-710	y		
25-Jun-21	Walmart	VSC Grant Tracphone and minutes	\$126.73	101-3101-54710-000-710	y		
Page subtotal			\$ 926.73				
CARD TOTAL							

The above purchases on the Wood County Procurement Card have been reviewed and reconciled. Receipts are attached in order of occurrence.

X Paul K. Larson
Cardholder Signature

7/19/2024
Date

X 
Supervisor Signature

Committee Report

County of Wood

Report of claims for: Edgewater Haven

For the period of: July 2021

For the range of vouchers: 12210614 - 12210723

Voucher	Vendor Name	Nature of Claim	Doc Date	Amount	Paid
12210614	ADVANCED DISPOSAL	WASTE DISPOSAL	07/14/2021	\$1,173.13	P
12210615	AMAZON CAPITAL SERVICES	BANDANAS	07/14/2021	\$78.95	P
12210616	DIRECT SUPPLY INC	FLO-TROL FEEDING CUP	07/14/2021	\$28.99	P
12210617	DIRECT SUPPLY INC	2 HANDLES MUGS	07/14/2021	\$106.90	P
12210618	DIRECT SUPPLY INC	3 COMPARTMENT DIVIDED PLATES	07/14/2021	\$89.52	P
12210619	EARTHGRAINS COMPANY THE	RESIDENT BAKERY	07/14/2021	\$53.04	P
12210620	EARTHGRAINS COMPANY THE	RESIDENT BAKERY	07/14/2021	\$43.64	P
12210621	EDWARD DON & CO	STYROFOAM CONT, PLASTIC SILVER	07/14/2021	\$706.92	P
12210622	REINHART FOOD SERVICE	RESIDENT FOOD AND SUPPLIES	07/14/2021	\$2,043.50	P
12210623	REINHART FOOD SERVICE	RESIDENT FOOD AND SUPPLIES	07/14/2021	(\$171.00)	P
12210624	REINHART FOOD SERVICE	RESIDENT FOOD AND SUPPLIES	07/14/2021	\$2,002.50	P
12210625	ROWE FLORAL INC	FUNERAL FLOWERS	07/14/2021	\$137.99	P
12210626	REINHART FOOD SERVICE	RESIDENT FOOD AND SUPPLIES	07/14/2021	(\$52.16)	P
12210627	US FOODS	RESIDENT FOOD AND SUPPLIES	07/14/2021	\$174.38	P
12210628	US FOODS	RESIDENT FOOD	07/14/2021	\$978.52	P
12210629	US FOODS	RESIDENT FOOD	07/14/2021	\$317.33	P
12210630	WE ENERGIES	GAS BILL	07/14/2021	\$2,741.57	P
12210631	WIPFLI LLP	COST REPORT-COVID	07/14/2021	\$1,000.00	P
12210632	WI DEPT OF HEALTH & SOC SERV	MONTHLY BED ASSESMENT	07/14/2021	\$13,430.00	P
12210633	WI DEPT OF JUSTICE	CRIMINAL BACKGROUND CHECKS	07/14/2021	\$20.00	P
12210634	AMAZON CAPITAL SERVICES	NEW RESIDENT BASKETS	07/14/2021	\$114.49	P
12210635	AMAZON CAPITAL SERVICES	POWER CORD FOR LIFT CHAIR	07/14/2021	\$19.78	P
12210636	SPECTRUM- MILWAUKEE	MONTHLY CABLE FOR RESIDENTS	07/14/2021	\$1,271.58	P
12210637	EARTHGRAINS COMPANY THE	RESIDENT BAKERY	07/14/2021	\$62.44	P
12210638	EARTHGRAINS COMPANY THE	RESIDENT BAKERY	07/14/2021	\$106.08	P
12210639	HEALTHCARE SERVICES GROUP INC	CONTRACT HOUSEKEEPING	07/14/2021	\$21,698.45	P
12210640	KONE INC	QUARTERLY SERVICE	07/14/2021	\$374.80	P
12210641	PHOENIX TEXTILE CORP	WASHCLOTHES, PROTECTORS, HAND	07/14/2021	\$215.48	P
12210642	REINHART FOOD SERVICE	RESIDENT FOOD AND SUPPLIES	07/14/2021	\$2,301.03	P
12210643	SERENITY AQUARIUM & AVIARY SERVICES	BIRD AVIARY MAINTENANCE	07/14/2021	\$99.00	P
12210644	STAPLES ADVANTAGE	OFFICE SUPPLIES	07/14/2021	\$7.19	P
12210645	STAPLES ADVANTAGE	OFFICE SUPPLIES	07/14/2021	\$10.29	P
12210646	US FOODS	RESIDENT FOOD	07/14/2021	\$415.84	P
12210647	EARTHGRAINS COMPANY THE	RESIDENT BAKERY	07/14/2021	\$62.44	P

Committee Report - County of Wood

Edgewater Haven - July 2021

12210614 - 12210723

Voucher	Vendor Name	Nature of Claim	Doc Date	Amount	Paid
12210648	REINHART FOOD SERVICE	RESIDENT FOOD AND SUPPLIES	07/14/2021	\$785.32	P
12210649	REINHART FOOD SERVICE	RESIDENT FOOD AND SUPPLIES	07/14/2021	\$2,095.20	P
12210650	US FOODS	RESIDENT FOOD	07/14/2021	\$332.97	P
12210651	PIGGY WIGGLY SUPERMARKET	RESIDENT FOOD	07/14/2021	\$25.56	P
12210652	US FOODS	RESIDENT FOOD	07/14/2021	(\$20.47)	P
12210653	US FOODS	RESIDENT FOOD	07/14/2021	(\$26.73)	P
12210654	US FOODS	RESIDENT FOOD	07/14/2021	(\$180.25)	P
12210655	US FOODS	RESIDENT FOOD	07/14/2021	\$366.80	P
12210656	ACCURATE IMAGING INC	PORTABLE XRAYS	07/19/2021	\$373.32	P
12210657	AEGIS THERAPIES INC	THERAPY FOR RESIDENTS	07/19/2021	\$27,592.94	P
12210658	AMAZON CAPITAL SERVICES	NON SKID LINER	07/19/2021	\$8.97	P
12210659	ASPIRUS INC (Sheriffs Dept Use)	LABS	07/19/2021	\$297.85	P
12210660	CLASEN DR RICHARD MD	MEDICAL DIRECTORS FEE	07/19/2021	\$1,000.00	P
12210661	COMPLETE CONTROL	SERVICE CALL DESIGO PROGRAM	07/19/2021	\$130.00	P
12210662	DIRECT SUPPLY INC	THERAPY SUPPLIES	07/19/2021	\$136.26	P
12210663	HEALTH DIRECT PHARMACY SERVICES INC	OTC DRUGS/MA	07/19/2021	\$4,482.50	P
12210664	MARSHFIELD CLINIC	COVID TESTING	07/19/2021	\$74.00	P
12210665	MCKESSON MEDICAL	NURSING SUPPLIES	07/19/2021	\$9.92	P
12210666	MCKESSON MEDICAL	NURSING SUPPLIES	07/19/2021	(\$84.58)	P
12210667	MCKESSON MEDICAL	NURSING SUPPLIES	07/19/2021	\$86.02	P
12210668	MCKESSON MEDICAL	NURSING SUPPLIES	07/19/2021	\$899.43	P
12210669	MEDLINE INDUSTRIES	NURSING SUPPLIES	07/19/2021	\$6,630.47	P
12210670	MEDLINE INDUSTRIES	NURSING SUPPLIES	07/19/2021	\$344.79	P
12210671	NORTHWEST RESPIRATORY SERVICES	OXYGEN AND SUPPLIES	07/19/2021	\$74.00	P
12210672	RIVER CITY CAB	LAB RUNS	07/19/2021	\$20.00	P
12210673	WHEELS OF INDEPENDENCE INC	RESIDENT TRANSFERS	07/19/2021	\$245.00	P
12210674	DIRECT SUPPLY INC	SOCK AID	07/19/2021	\$9.29	P
12210675	DIRECT SUPPLY INC	OVERBED TABLE TOP REPLACEMENT	07/19/2021	\$169.95	P
12210676	MEDLINE INDUSTRIES	NURSING SUPPLIES	07/19/2021	\$22.03	P
12210677	RON'S REFRIGERATION & AC INC	SERVICE CALL 500 HVAC COMPRESS	07/19/2021	\$570.00	P
12210678	SANDAHL SUSAN	REIMBURSE AANAC AND AADNS MEMB	07/19/2021	\$236.00	P
12210679	STAFFENCY LLC	CONTRACT STAFF 6/27-7/3/21	07/19/2021	\$1,996.50	P
12210680	STAFFENCY LLC	CONTRACT STAFF 7/4-7/10/21	07/19/2021	\$4,177.50	P
12210681	GANNETT WISCONSIN MEDIA	NEWSPAPER FOR RESIDENTS	07/20/2021	\$94.00	P
12210682	MCKESSON MEDICAL	NURSING SUPPLIES	07/20/2021	\$483.45	P
12210683	MARSHFIELD CLINIC	LAB AND XRAYS	07/20/2021	\$113.83	P
12210684	ACE HARDWARE	WATER SOFTENER SALT	07/28/2021	\$377.37	P
12210685	AMAZON CAPITAL SERVICES	TOILET PAPER HOLDERS 400 WING	07/28/2021	\$173.00	P
12210686	AMAZON CAPITAL SERVICES	AMERICAN FLAG	07/28/2021	\$19.99	P
12210687	APOLLO CORPORATION	TURBO CLEAN	07/28/2021	\$231.88	P
12210688	COMPLETE CONTROL	NURSE CALL AND WANDER SYSTEM	07/28/2021	\$45,000.00	P
12210689	DIRECT SUPPLY INC	10 FULL LENGTH ARMREST-WHEELCH	07/28/2021	\$104.95	P
12210690	MID-STATE TECHNICAL COLLEGE	2 BLS CARDS	07/28/2021	\$20.00	P
12210691	NASSCO INC	FACIAL TISSUE	07/28/2021	\$297.45	P

Committee Report - County of Wood

Edgewater Haven - July 2021

12210614 - 12210723

Voucher	Vendor Name	Nature of Claim	Doc Date	Amount	Paid
12210692	PITNEY BOWES	POSTAGE METER LEASE	07/28/2021	\$126.00	P
12210693	ASPIRUS RIVERVIEW HOSPITAL & CLINICS	INTERROGATION DEVICE	07/28/2021	\$24.10	P
12210694	RON'S REFRIGERATION & AC INC	OUTDOOR FAN MOTOR & CAPACITOR	07/28/2021	\$265.80	P
12210695	STAFFENCY LLC	CONTRACT STAFF 7/11-7/17/21	07/28/2021	\$1,638.00	P
12210696	STAPLES ADVANTAGE	OFFICE SUPPLIES	07/28/2021	\$108.66	P
12210697	US BANK	DEPT 12 7/16/21	07/28/2021	\$1,358.90	P
12210698	ALLIANT ENERGY/ WP&L	ELECTRIC BILL	08/03/2021	\$7,922.12	P
12210699	AMAZON CAPITAL SERVICES	C BATTERIES	08/03/2021	\$99.00	P
12210700	EARTHGRAINS COMPANY THE	RESIDENT BAKERY	08/03/2021	\$72.74	P
12210701	EARTHGRAINS COMPANY THE	RESIDENT BAKERY	08/03/2021	\$70.76	P
12210702	GRAINGER (Edgewater)	T8 LED LIGHT BULBS	08/03/2021	\$217.20	P
12210703	IGA	RESIDENT FOOD	08/03/2021	\$105.67	P
12210704	LITURGICAL PUBLICATIONS INC	SS PETER PAUL 9/5/2-8/28/22	08/03/2021	\$500.00	P
12210705	MULTI MEDIA CHANNELS	ADVERTISING-GRADUATION	08/03/2021	\$50.00	P
12210706	PIGGY WIGGLY SUPERMARKET	ACTIVITIES	08/03/2021	\$5.98	P
12210707	PIGGY WIGGLY SUPERMARKET	HOT DOG BUNS-ACTIVITIES	08/03/2021	\$2.98	P
12210708	REINHART FOOD SERVICE	RESIDENT FOOD AND SUPPLIES	08/03/2021	\$1,741.61	P
12210709	REINHART FOOD SERVICE	RESIDENT FOOD AND SUPPLIES	08/03/2021	\$1,957.22	P
12210710	REINHART FOOD SERVICE	DISHMACHINE LEASE	08/03/2021	\$155.00	P
12210711	REINHART FOOD SERVICE	RESIDENT FOOD AND SUPPLIES	08/03/2021	\$1,914.19	P
12210712	REINHART FOOD SERVICE	RESIDENT FOOD AND SUPPLIES	08/03/2021	\$1,514.45	P
12210713	RELIAS LLC	DATA PROCESSING FEE 1/1-12/31/	08/03/2021	\$6,684.13	P
12210714	STAFFENCY LLC	CONTRACT STAFF 7/18-7-24-21	08/03/2021	\$1,648.50	P
12210715	STAPLES ADVANTAGE	OFFICE SUPPLIES	08/03/2021	\$5.47	P
12210716	STAPLES ADVANTAGE	OFFICE SUPPLIES	08/03/2021	\$4.54	P
12210717	STAPLES ADVANTAGE	OFFICE SUPPLIES	08/03/2021	(\$4.54)	P
12210718	US FOODS	RESIDENT FOOD	08/03/2021	\$598.87	P
12210719	US FOODS	RESIDENT FOOD	08/03/2021	\$381.75	P
12210720	WI DEPT OF JUSTICE	CRIMINAL BACKGROUND CHECKS	08/03/2021	\$50.00	P
12210721	PORT EDWARDS SCHOOL DISTRICT	FOOT BALL BOOSTER CLUB	08/03/2021	\$500.00	P
12210722	SERENITY AQUARIUM & AVIARY SERVICES	BIRD AVIARY MAINTENANCE	08/03/2021	\$99.00	P
12210723	ROWE FLORAL INC	FUNERAL FLOWERS	08/04/2021	\$107.99	P

Grand Total:**\$181,385.18**

Signatures

Committee Chair: _____

Committee Member: _____

Committee Member: _____

Committee Member: _____

Committee Member: _____

Committee Member: _____

Committee Member: _____

Committee Member: _____

Committee Member: _____

Committee Report

County of Wood

Report of claims for: HEALTH (15)

For the period of: AUGUST 2021

For the range of vouchers: 15210264 - 15210403

Voucher	Vendor Name	Nature of Claim	Doc Date	Amount	Paid
15210264	SANOFI PASTEUR	Clinic Supplies	07/13/2021	\$241.87	P
15210265	CROCKETT SEPTIC LLC	Farmers' Market Expense	07/15/2021	\$150.00	P
15210266	EMMONS BUSINESS INTERIORS	Program Expense	07/13/2021	\$1,491.19	P
15210267	HEALTH CARE LOGISTICS INC	Program Supplies	07/14/2021	\$290.95	P
15210268	NORTHSTAR ENVIRONMENTAL TESTING LLC	Lead Abatement Expense	06/16/2021	\$330.00	P
15210269	CASTLEBERG ANGELA	FM Reimbursement	07/17/2021	\$20.00	P
15210270	THAO BOR	FM Reimbursement	07/17/2021	\$45.00	P
15210271	XIONG CHAI	FM Reimbursement	07/17/2021	\$104.00	P
15210272	NIEMI CINDY	FM Reimbursement	07/17/2021	\$14.00	P
15210273	STUTZMAN DAVID & CHRISTINE	FM Reimbursement	07/17/2021	\$19.00	P
15210274	SCHWARTZ ELI	FM Reimbursement	07/17/2021	\$128.00	P
15210275	FEIT KEN	FM Reimbursement	07/17/2021	\$101.00	P
15210276	LOR KOU	FM Reimbursement	07/17/2021	\$191.00	P
15210277	LOR PA YIA	FM Reimbursement	07/17/2021	\$46.00	P
15210278	MOUA SONG	FM Reimbursement	07/17/2021	\$22.00	P
15210279	MILLER WILLIAM	FM Reimbursement	07/17/2021	\$24.00	P
15210280	US BANK	ALL PROG P-Card	07/19/2021	\$7,200.40	P
15210281	BOVEE MICHAEL	Program Expense	07/20/2021	\$50.00	P
15210282	KILDAHL-HALEY GUNNER	Program Expense	07/20/2021	\$100.00	P
15210283	FANDRE ERIN	Hygienist/COVID	07/24/2021	\$527.49	P
15210284	QUALITY ENERGY EXPERTS LLC	Lead Abatement Expense	07/22/2021	\$48,288.00	P
15210285	UW - GREEN BAY	WGFOA Fall Conference Reg.	07/22/2021	\$110.00	P
15210286	MANTHEY DAVE	FM Reimbursement	07/24/2021	\$33.00	P
15210287	STUTZMAN DAVID & CHRISTINE	FM Reimbursement	07/24/2021	\$32.00	P
15210288	SCHWARTZ ELI	FM Reimbursement	07/24/2021	\$117.00	P
15210289	CISEWSKI JAMES	FM Reimbursement	07/24/2021	\$24.00	P
15210290	SPEICH MICHAEL	FM Reimbursement	07/24/2021	\$23.00	P
15210291	MOUA NHIA	FM Reimbursement	07/24/2021	\$22.00	P
15210292	MOUA SONG	FM Reimbursement	07/24/2021	\$36.00	P
15210293	LO TOMMY	FM Reimbursement	07/24/2021	\$89.00	P
15210294	XIONG XIA	FM Reimbursement	07/24/2021	\$46.00	P
15210295	BECKER SUSAN	Program Expense	08/03/2021	\$50.00	P
15210296	BULGRIN HEIDI	Program Expense	08/03/2021	\$50.00	P
15210297	HEALTH CARE LOGISTICS INC	Program Expense	07/23/2021	\$291.55	P

HEALTH (15) - AUGUST 2021

15210264 - 15210403

Voucher	Vendor Name	Nature of Claim	Doc Date	Amount	Paid
15210298	HEALTHCARE WASTE MANAGEMENTINC	Sharps Disposal	07/30/2021	\$73.83	P
15210299	LAMARCHE JIM	Program Expense	08/03/2021	\$50.00	P
15210300	MAREFKE DENELLE	Program Expense	08/03/2021	\$50.00	P
15210301	NORMINGTON WES	Program Expense	08/03/2021	\$50.00	P
15210302	TORNOW JESSICA	Program Expense	08/03/2021	\$50.00	P
15210303	WITTENBERG KELLY	Program Expense	08/03/2021	\$50.00	P
15210304	GREAT EXPECTATIONS	FM Reimbursement	07/31/2021	\$11.00	P
15210305	THAO BOR	FM Reimbursement	07/31/2021	\$34.00	P
15210306	XIONG CHAI	FM Reimbursement	07/31/2021	\$59.00	P
15210307	STUTZMAN DAVID & CHRISTINE	FM Reimbursement	07/31/2021	\$53.00	P
15210308	SCHWARTZ ELI	FM Reimbursement	07/31/2021	\$121.00	P
15210309	CISEWSKI JAMES	FM Reimbursement	07/31/2021	\$24.00	P
15210310	FEIT KEN	FM Reimbursement	07/31/2021	\$20.00	P
15210311	LOR KOU	FM Reimbursement	07/31/2021	\$36.00	P
15210312	SMITH LEONE	FM Reimbursement	07/31/2021	\$17.00	P
15210313	MUENCH GARY & MARLENE	FM Reimbursement	07/31/2021	\$52.00	P
15210314	XIONG MEE	FM Reimbursement	07/31/2021	\$64.00	P
15210315	LOR PA YIA	FM Reimbursement	07/31/2021	\$94.00	P
15210316	KUE SHENG AND TOU	FM Reimbursement	07/31/2021	\$85.00	P
15210317	MOUA SONG	FM Reimbursement	07/31/2021	\$65.00	P
15210318	VUE SOUA XIONG	FM Reimbursement	07/31/2021	\$143.00	P
15210319	LO TOMMY	FM Reimbursement	07/31/2021	\$67.00	P
15210320	YANG WA TOU	FM Reimbursement	07/31/2021	\$15.00	P
15210321	KNUESEL WALTER	FM Reimbursement	07/31/2021	\$413.00	P
15210322	BRONSON COLLEEN	Program Expense	08/03/2021	\$100.00	P
15210323	CODER JORDYN	Program Expense	08/03/2021	\$100.00	P
15210324	DEWITT ALLI	Program Expense	08/03/2021	\$100.00	P
15210325	ENGWALL JOSEPH	Program Expense	08/03/2021	\$100.00	P
15210326	FRIDAY EMILY	Program Expense	08/03/2021	\$100.00	P
15210327	JAHNS ALLISON	Program Expense	08/03/2021	\$100.00	P
15210328	JORDAN BENJAMIN	Program Expense	08/03/2021	\$100.00	P
15210329	KETTERER JOSEPH	Program Expense	08/03/2021	\$100.00	P
15210330	KETTERER WILL	Program Expense	08/03/2021	\$100.00	P
15210331	SANGER KIANA	Program Expense	08/03/2021	\$100.00	P
15210332	ST MYERS MAXIMUS	Program Expense	08/03/2021	\$100.00	P
15210333	THAO VA PAO	Program Expense	08/03/2021	\$100.00	P
15210334	WILSON SAGE	Program Expense	08/03/2021	\$100.00	P
15210335	ZICKERT LOGAN	Program Expense	08/03/2021	\$100.00	P
15210336	WISCONSIN RAPIDS PUBLIC SCHOOLS	COVID Expense	08/03/2021	\$100.00	P
15210337	AMAZON CAPITAL SERVICES	Office/Event Supplies	07/15/2021	\$226.95	P
15210338	AMAZON CAPITAL SERVICES	Office Supplies	07/19/2021	\$95.42	P
15210339	AMAZON CAPITAL SERVICES	Office Supplies	07/27/2021	(\$194.99)	P
15210340	AMAZON CAPITAL SERVICES	Office Supplies	07/29/2021	\$46.07	P
15210341	BOUND TREE MEDICAL	COVID Expense	08/03/2021	\$269.60	P

Committee Report - County of Wood

HEALTH (15) - AUGUST 2021

15210264 - 15210403

Voucher	Vendor Name	Nature of Claim	Doc Date	Amount	Paid
15210342	BOYS & GIRLS CLUB OF WIS RAPIDS	Reimburse Overpayment	08/09/2021	\$10.00	P
15210343	DETLOR MAKENA	Program Expense	08/04/2021	\$50.00	P
15210344	GAPPA SECURITY SOLUTIONS LLC	Program Supplies	07/30/2021	\$19.25	P
15210345	HARTJES ADELENA	Program Expense	08/04/2021	\$100.00	P
15210346	HOLLEY AVA	Program Expense	08/04/2021	\$100.00	P
15210347	HONEYCUTT JESSICA	Program Expense	08/04/2021	\$50.00	P
15210348	IVISIONMOBILE	Texting Service	08/01/2021	\$139.45	P
15210349	KRZYKOWSKI BRIAN	Program Expense	08/04/2021	\$50.00	P
15210350	LANGUAGE LINE SERVICES	Interpreters	07/31/2021	\$358.61	P
15210351	MARSHFIELD CLINIC	TB Case	07/31/2021	\$12.05	P
15210352	MARSHFIELD LABORATORIES	COVID Expense	07/31/2021	\$198.00	P
15210353	MATOSICH RITA	Program Expense	08/04/2021	\$50.00	P
15210354	MEYER LINDSAY	Program Expense	08/04/2021	\$50.00	P
15210355	NEUKIRCHEN JULIA	Program Expense	08/04/2021	\$50.00	P
15210356	NORTHSTAR ENVIRONMENTAL TESTING LLC	Lead Abatement Expense	08/06/2021	\$600.00	P
15210357	THOMAS JASON L	Bike Share Expense	07/01/2021	\$769.00	P
15210358	WITTENBERG LOGAN	Program Expense	08/04/2021	\$100.00	P
15210359	FANDRE ERIN	Hygienist/COVID	08/07/2021	\$534.25	P
15210360	CASTLEBERG ANGELA	FM Reimbursement	08/07/2021	\$20.00	P
15210361	STUTZMAN DAVID & CHRISTINE	FM Reimbursement	08/07/2021	\$22.00	P
15210362	RYLE DAVID	FM Reimbursement	08/07/2021	\$13.00	P
15210363	SCHWARTZ ELI	FM Reimbursement	08/07/2021	\$80.00	P
15210364	ZEHRUNG JERRY AND SUZAN	FM Reimbursement	08/07/2021	\$10.00	P
15210365	LOR KOU	FM Reimbursement	08/07/2021	\$281.00	P
15210366	VANG MEE	FM Reimbursement	08/07/2021	\$96.00	P
15210367	XIONG MEE	FM Reimbursement	08/07/2021	\$52.00	P
15210368	MOUA SONG	FM Reimbursement	08/07/2021	\$19.00	P
15210369	KNUESEL WALTER	FM Reimbursement	08/07/2021	\$18.00	P
15210370	HANSEN DAN	FM Reimbursement	08/07/2021	\$11.00	P
15210371	RUSSELL SHAWN (Russell's Farm Market)	FM Reimbursement	08/07/2021	\$10.00	P
15210372	PEAVY VONSHEILA	FM Reimbursement	08/07/2021	\$24.00	P
15210373	AMAZON CAPITAL SERVICES	Office Supplies	08/14/2021	\$329.55	
15210374	AMAZON CAPITAL SERVICES	Office Supplies	08/16/2021	\$15.17	
15210375	AMAZON CAPITAL SERVICES	Office Supplies	08/16/2021	\$27.14	
15210376	UW - OSHKOSH	EH Lab Expense	08/12/2021	\$4,554.25	
15210377	WI STATE LABORATORY OF HYGIENE	EH QA Lab Tests	07/31/2021	\$78.00	
15210378	WI DEPT OF SAFETY & PROFESSIONAL SERVICES	EH Body Art Reimbursement/W	08/17/2021	\$147.00	
15210379	WI DEPT OF SAFETY & PROFESSIONAL SERVICES	EH Body Art Reimbursement/J	08/17/2021	\$13.50	
15210380	WI DEPT OF SAFETY & PROFESSIONAL SERVICES	EH Body Art Reimbursement/A	08/17/2021	\$22.00	
15210381	COLE BRAEYAH	Program Expense/PATCH	08/17/2021	\$100.00	
15210382	GRAMS-WESTON SOPHIA	Program Expense/PATCH	08/17/2021	\$100.00	
15210383	KHANG PAKUB	Program Expense/PATCH	08/17/2021	\$100.00	
15210384	SWEET NIAMH	Program Expense/PATCH	08/17/2021	\$100.00	
15210385	THAO CHEE MENG	Program Expense/PATCH	08/17/2021	\$100.00	

HEALTH (15) - AUGUST 2021

15210264 - 15210403

Voucher	Vendor Name	Nature of Claim	Doc Date	Amount	Paid
15210386	WEINFURTER JAYDAN	Program Expense/PATCH	08/17/2021	\$100.00	
15210387	HUBING CASEY TROY	FM Reimbursement	08/07/2021	\$12.00	
15210388	XIONG CHAI	FM Reimbursement	08/14/2021	\$30.00	
15210389	STUTZMAN DAVID & CHRISTINE	FM Reimbursement	08/14/2021	\$44.00	
15210390	SCHWARTZ ELI	FM Reimbursement	08/14/2021	\$128.00	
15210391	VANG MEE	FM Reimbursement	08/14/2021	\$99.00	
15210392	SPEICH MICHAEL	FM Reimbursement	08/14/2021	\$20.00	
15210393	LOR PA YIA	FM Reimbursement	08/14/2021	\$36.00	
15210394	DEHLINGER SALLY	FM Reimbursement	08/14/2021	\$61.00	
15210395	MOUA SONG	FM Reimbursement	08/14/2021	\$22.00	
15210396	VUE SOUA XIONG	FM Reimbursement	08/14/2021	\$43.00	
15210397	LO TOMMY	FM Reimbursement	08/14/2021	\$50.00	
15210398	PEAVY VONSHEILA	FM Reimbursement	08/14/2021	\$20.00	
15210399	KNUESEL WALTER	FM Reimbursement	08/14/2021	\$58.00	
15210400	MILLER WILLIAM	FM Reimbursement	08/14/2021	\$64.00	
15210401	SEGURA JEROME	FM Reimbursement	08/14/2021	\$19.00	
15210402	RYLE DAVID	FM Reimbursement	08/14/2021	\$10.00	
15210403	US BANK	ALL PROG P-Card	08/17/2021	\$3,926.06	
Grand Total:				\$78,272.61	

Signatures

Committee Chair:

Committee Member:

Committee Member:

Committee Member:

Committee Member:

Committee Member:

Committee Member:

Committee Member:

Committee Member:

Committee Report

County of Wood

Report of claims for: HUMAN SERVICES

For the period of: AUGUST 2021

For the range of vouchers: 40213548 - 40214186

Voucher	Vendor Name	Nature of Claim	Doc Date	Amount	Paid
40213548	AMAZON CAPITAL SERVICES	CLTS WAIVER PROGRAM	06/30/2021	\$260.58	P
40213549	AMAZON CAPITAL SERVICES	CLTS WAIVER PROGRAM	07/15/2021	\$144.97	P
40213550	AMAZON CAPITAL SERVICES	CLTS WAIVER PROGRAM	07/15/2021	\$12.95	P
40213551	[REDACTED]	RESPITE FOSTER CARE	06/30/2021	\$161.00	P
40213552	BROTOLOC HEALTH CARE SYSTEMS I	RESIDENTIAL SERVICES	06/30/2021	\$14,607.00	P
40213553	BROWNELL MARY	VOLUNTEER DRIVER REIMBURSEMENT	06/30/2021	\$694.96	P
40213554	[REDACTED]	RESPITE FOSTER CARE	06/30/2021	\$92.00	P
40213555	CANFIELD NITA	VOLUNTEER DRIVER REIMBURSEMENT	06/30/2021	\$50.40	P
40213556	COURTESY CAB	FSET APPROVED TAXI TRANSPORT	06/30/2021	\$110.00	P
40213557	DAVE'S EXPERT AUTO	VEHICLE MAINTENANCE	06/30/2021	\$410.97	P
40213558	DEREZINSKI ROBERT	VOLUNTEER DRIVER REIMBURSEMENT	06/30/2021	\$226.80	P
40213559	SYLVAN GLEN APARTMENTS	FSET APPROVED HOUSING ASSIST	07/15/2021	\$694.06	P
40213560	ENTERPRISE RENT-A-CAR	CW CAR RENTAL	06/30/2021	\$35.67	P
40213561	[REDACTED]	RESPITE FOSTER CARE	06/30/2021	\$115.00	P
40213562	[REDACTED]	RESPITE FOSTER CARE	06/30/2021	\$115.00	P
40213563	[REDACTED]	RESPITE FOSTER CARE	06/30/2021	\$161.00	P
40213564	[REDACTED]	RESPITE FOSTER CARE	06/30/2021	\$115.00	P
40213565	GLEN JEANETTE	VOLUNTEER DRIVER REIMBURSEMENT	06/30/2021	\$267.40	P
40213566	GREENFIELD REHABILITATION AGENCY INC	PT OT SLP BIRTH TO THREE SVCS	06/30/2021	\$15,766.00	P
40213567	[REDACTED]	STATE PASS THRU FUNDS	07/15/2021	\$643.20	P
40213568	[REDACTED]	STATE PASS THRU FUNDS	06/30/2021	\$60.00	P
40213569	KEMP SERVICE CENTER INC	FSET APPROVED AUTO REPAIR	07/15/2021	\$1,132.45	P
40213570	[REDACTED]	RESPITE FOSTER CARE	06/30/2021	\$258.06	P
40213571	LUTHERAN SOCIAL SERVICES	CCS CONTRACTED SERVICES	06/30/2021	\$1,410.25	P
40213572	KUENNEN JOAN	VOLUNTEER DRIVER REIMBURSEMENT	06/30/2021	\$403.77	P
40213573	[REDACTED]	STATE PASS THRU FUNDS	07/15/2021	\$200.33	P
40213574	[REDACTED]	STATE PASS THRU FUNDS	07/15/2021	\$383.07	P
40213575	[REDACTED]	RESPITRE FOSTER CARE	06/30/2021	\$23.00	P
40213576	INTERLOCKING AUTISM THERAPY LLC	BIRTH TO THREE SOC EMO GRANT	06/30/2021	\$1,100.00	P
40213577	[REDACTED]	STATE PASS THRU FUNDS	07/14/2021	\$440.00	P
40213578	[REDACTED]	RESPITE FOSTER CARE	06/30/2021	\$23.00	P
40213579	[REDACTED]	RESPITE FOSTER CARE	06/30/2021	\$23.00	P
40213580	[REDACTED]	RESPITE FOSTER CARE	06/30/2021	\$23.00	P
40213581	[REDACTED]	RESPITE FOSTER CARE	06/30/2021	\$53.87	P

Committee Report - County of Wood

HUMAN SERVICES - AUGUST 2021

40213548 - 40214186

Voucher	Vendor Name	Nature of Claim	Doc Date	Amount	Paid
40213582		RESPIRE FOSTER CARE	06/30/2021	\$23.00	P
40213583	MENJIVAR FRANCISCA	BIRTH TO THREE INTERPRETER	06/30/2021	\$500.00	P
40213584	MOSINEE TIMES PUBLISHING	TPR HEARING PUBLICATON	06/30/2021	\$52.83	P
40213585	MUSIC THERAPY SERVICES OF CENTRAL WI	BIRTH TO THREE SOC EMO GRANT	06/30/2021	\$1,125.00	P
40213586	STAFFWORKS GROUP	TEMP SERVICES	06/30/2021	\$657.00	P
40213587	STAFFWORKS GROUP	TEMP SERVICES	06/30/2021	\$657.00	P
40213588	STAFFWORKS GROUP	TEMP SERVICES	07/15/2021	\$525.60	P
40213589	OFFICE ALLY INC	CLEARING HOUSE OUTPATIENT BILL	06/30/2021	\$350.00	P
40213590	OPTIONS COUNSELING SERVICES LLC	AODA SERVICES	06/30/2021	\$4,720.00	P
40213591	PFEIFFER AUTO REPAIR	FSET APPROVED AUTO REPAIR	06/30/2021	\$236.09	P
40213592		RESPIRE CARE	06/30/2021	\$175.00	P
40213593	COMMUNITY CARE RESOURCES	PLAN PLACE SUPERVISION	06/30/2021	\$2,422.80	P
40213594	STAPLES ADVANTAGE	OFFICE SUPPLIES	07/15/2021	\$213.90	P
40213595	STAPLES ADVANTAGE	OFFICE SUPPLIES	07/15/2021	\$13.30	P
40213596	STAPLES ADVANTAGE	OFFICE SUPPLIES	07/15/2021	\$40.00	P
40213597	STAPLES ADVANTAGE	OFFICE SUPPLIES	06/30/2021	\$79.55	P
40213598	STAPLES ADVANTAGE	OFFICE SUPPLIES	06/30/2021	\$207.03	P
40213599	STAPLES ADVANTAGE	OFFICE SUPPLIES	06/30/2021	\$30.49	P
40213600	STAPLES ADVANTAGE	OFFICE SUPPLIES	07/15/2021	\$62.47	P
40213601	STAPLES ADVANTAGE	OFFICE SUPPLIES	07/15/2021	\$22.50	P
40213602	STILLWELL OLIVIA	CW CAR RENTAL GAS	06/30/2021	\$49.38	P
40213603	TESSEN ROGER	VOLUNTEER DRIVER REIMBURSEMENT	06/30/2021	\$360.64	P
40213604	TYLER PATRICIA	VOLUNTEER DRIVER REIMBURSEMENT	06/30/2021	\$46.48	P
40213605		STATE PASS THRU FUNDS	06/30/2021	\$54.84	P
40213606	V & H AUTOMOTIVE	BUS 254 REPAIR	07/15/2021	\$139.21	P
40213607	YMCA -ST PT	STATE PASS THRU FUNDS	08/01/2021	\$350.00	P
40213608	MENTORING ACTIVITY THERAPY SERVICES LLC	CCS CONTRACTED SERVICES	06/30/2021	\$2,331.00	P
40213609		RESPIRE FOSTER CARE	06/30/2021	\$176.53	P
40213610		RESPIRE FOSTER CARE	06/30/2021	\$88.27	P
40213611		RESPIRE FOSTER CARE	06/30/2021	\$88.27	P
40213612	OHP Care Provider	Out of Home Placement	07/12/2021	\$221.23	P
40213613	OHP Care Provider	Out of Home Placement	07/12/2021	\$254.00	P
40213614	OHP Care Provider	Out of Home Placement	07/12/2021	\$254.00	P
40213615	OHP Care Provider	Out of Home Placement	07/12/2021	\$46.00	P
40213616	OHP Care Provider	Out of Home Placement	07/12/2021	\$61.33	P
40213617	OHP Care Provider	Out of Home Placement	07/12/2021	\$5.84	P
40213618	OHP Care Provider	Out of Home Placement	07/12/2021	\$11.47	P
40213619	CW SOLUTIONS LLC	FSET CONTRACT	06/30/2021	\$123,325.19	P
40213620	CW SOLUTIONS LLC	ADP SERVICES	06/30/2021	\$16,074.88	P
40213621	CW SOLUTIONS LLC	BFI SERVICES	06/30/2021	\$2,520.00	P
40213622	CW SOLUTIONS LLC	FSET SERVICES	06/30/2021	\$7,888.09	P
40213623	CW SOLUTIONS LLC	YOUTH JUSTICE SERVICES	06/30/2021	\$6,678.83	P
40213624	CW SOLUTIONS LLC	ADP PARTICIPANT EXPENSES	06/30/2021	\$130.14	P
40213625	CW SOLUTIONS LLC	CHILDREN FIRST SERVICES	06/30/2021	\$1,476.81	P

Committee Report - County of Wood

HUMAN SERVICES - AUGUST 2021

40213548 - 40214186

Voucher	Vendor Name	Nature of Claim	Doc Date	Amount	Paid
40213626	CW SOLUTIONS LLC	IL SERVICES	06/30/2021	\$6,024.13	P
40213627	CW SOLUTIONS LLC	BFI CONTRACTED SERVICES	06/30/2021	\$18,230.07	P
40213628	CW SOLUTIONS LLC	IL PARTICIPANT EXPENSES	06/30/2021	\$5,611.01	P
40213629	REGISTRATION FEE TRUST	FSET APPROVED DL FEE	07/15/2021	\$35.00	P
40213630	REGISTRATION FEE TRUST	FSET APPROVED DL FEE	07/15/2021	\$35.00	P
40213631	REGISTRATION FEE TRUST	FSET APPROVED DL FEE	07/15/2021	\$73.00	P
40213632	TEAM MATTHEWS	FSET APPROVED AUTO REPAIR	07/15/2021	\$1,685.86	P
40213633	AMAZON CAPITAL SERVICES	CLTS WAIVER PROGRAM	07/20/2021	\$49.20	P
40213634	AMAZON CAPITAL SERVICES	CLTS WAIVER PROGRAM	07/22/2021	\$25.95	P
40213635	AMAZON CAPITAL SERVICES	FSET PROGRAM SUPPLIES	07/22/2021	\$125.58	P
40213636	AMAZON CAPITAL SERVICES	CLTS WAIVER PROGRAM	07/22/2021	\$15.95	P
40213637	CW SOLUTIONS LLC	FAMILY PRESERVATION	06/30/2021	\$2,469.50	P
40213638	MEMORY LANE FARM INC	RESIDENTIAL SERVICES	07/22/2021	\$1,611.13	P
40213639	STAFFWORKS GROUP	TEMP SERVICES	07/22/2021	\$525.60	P
40213640	EXPERIAN HEALTH INC	VERIFICATION OF CLIENT CHARGES	06/30/2021	\$151.16	P
40213641	ST CROIX THERAPY INC	BIRTH TO THREE OT SERVICES	06/30/2021	\$184.00	P
40213642	STAPLES ADVANTAGE	FSET PROGRAM SUPPLIES	07/22/2021	\$25.25	P
40213643	STAPLES ADVANTAGE	FSET PROGRAM SUPPLIES	07/22/2021	\$212.20	P
40213644	STAPLES ADVANTAGE	OFFICE SUPPLIES	07/22/2021	\$9.30	P
40213645	STAPLES ADVANTAGE	OFFICE SUPPLIES	07/22/2021	\$32.99	P
40213646	STAPLES ADVANTAGE	OFFICE SUPPLIES	07/22/2021	\$198.65	P
40213647	CW AUTO CLINIC	FSET APPROVED AUTO REPAIR	07/22/2021	\$1,077.95	P
40213648	DRISCOLL PROPERTY MANAGEMENT,LLC	FSET APPROVED HOUSING ASSIST	07/22/2021	\$674.25	P
40213649	[REDACTED]	FOSTER CARE	07/22/2021	\$646.00	P
40213650	[REDACTED]	KINSHIP	07/22/2021	\$40.97	P
40213651	[REDACTED]	KINSHIP	07/22/2021	\$40.97	P
40213652	103 ELM STREET LLC	DC STEINLE PLAZA RENT	08/01/2021	\$9,146.67	P
40213653	AMAZON CAPITAL SERVICES	BIRTH TO THREE SOC EMO GRANT	07/22/2021	\$388.50	P
40213654	AMAZON CAPITAL SERVICES	OFFICE SUPPLIES	07/22/2021	\$43.93	P
40213655	CHILDREN'S HOSPITAL OF WI COMMUNITY SERV	CCS CONTRACTED SERVICES	06/30/2021	\$1,360.48	P
40213656	CRABMAN'S DRIVER EDUCATION LLC	FSET APPROVED DRIVERS ED	07/22/2021	\$210.00	P
40213657	CREATIVE COMMUNITY LIVING SERV	COMMUNITY SKILLS	06/30/2021	\$12,644.50	P
40213658	[REDACTED]	STATE PASS THRU FUNDS	07/22/2021	\$775.20	P
40213659	HILLTOP AFFILIATES INC	RESIDENTIAL SERVICES	06/30/2021	\$4,106.04	P
40213660	INNOVATIVE WISCONSIN LLC	VOCATIONAL SERVICES	06/30/2021	\$4,127.60	P
40213661	LOCUMTENENS HOLDINGS, LLC	PSYCHIATRY SERVICES	06/30/2021	\$15,982.28	P
40213662	LUTHERAN SOCIAL SERVICES	CCS CONTRACTED SERVICES	06/30/2021	\$1,071.50	P
40213663	MIDSTATE INDEPENDENT LIVING CHOICES	PEER SPECIALISTS AT CLUBHOUSE	06/30/2021	\$3,690.50	P
40213664	SOUTH WOOD COUNTY HUMANE SOCIETY	STATE PASS THRU FUNDS	06/30/2021	(Voided)	P
40213665	THERAPY WITHOUT WALLS	CCS CONTRACTED SERVICES	06/30/2021	\$19,939.66	P
40213666	TREMPEALEAU CO HEALTH CARE	RESIDENTIA/IMD SERVICES	06/30/2021	\$7,800.00	P
40213667	TREMPEALEAU CO HEALTH CARE	RESIDENTIAL/IMD SERVICES	06/30/2021	\$30,140.32	P
40213668	WAUSAU LANDMARK CORP	FSET APPROVED HOUSING ASSIST	07/22/2021	\$435.00	P

Committee Report - County of Wood

HUMAN SERVICES - AUGUST 2021

40213548 - 40214186

Voucher	Vendor Name	Nature of Claim	Doc Date	Amount	Paid
40213669	WOODLAND ENHANCED HEALTH SERVICES COMMISSION	LONG TERM CARE / NH SERVICES	06/30/2021	\$750.00	P
40213670	WHEN LIFE IS A PUZZLE COUNSELING & CONSULTING	CCS CONTRACTED SERVICES	06/30/2021	\$1,268.80	P
40213671	WOOD COUNTY REGISTER OF DEEDS	BIRTH CERTIFICATE REQUEST	07/22/2021	\$20.00	P
40213672	WOOD COUNTY REGISTER OF DEEDS	BIRTH CERTIFICATE REQUEST	07/22/2021	\$20.00	P
40213673	WOOD COUNTY REGISTER OF DEEDS	BIRTH CERTIFICATE REQUEST	07/22/2021	\$20.00	P
40213674	[REDACTED]	IL APPROVED HOUSING ASSISTANCE	08/01/2021	\$630.00	P
40213675	WOODFIELDPEN MARSHFIELD LLC	IL APPROVED HOUSING ASSISTANCE	08/01/2021	\$600.00	P
40213676	AMAZON CAPITAL SERVICES	BIRTH TO 3 SOCIAL EMO GRANT	07/29/2021	\$248.95	P
40213677	AMAZON CAPITAL SERVICES	BUS SUPPLIES	07/29/2021	\$26.52	P
40213678	AMAZON CAPITAL SERVICES	CLTS WAIVER PROGRAM	07/29/2021	\$16.50	P
40213679	AMAZON CAPITAL SERVICES	CLTS WAIVER PROGRAM	07/29/2021	\$52.50	P
40213680	CENTRAL WI COUNSELING ASSOC LLC	CCS CONTRACTED SERVICES	07/29/2021	\$7,577.36	P
40213681	DRIVER EDUCATION ACADEMY	FSET APPROVED DRIVERS ED	07/29/2021	\$427.00	P
40213682	ENTERPRISE RENT-A-CAR	CW CAR RENTAL	07/29/2021	\$37.48	P
40213683	[REDACTED]	KINSHIP	07/29/2021	\$122.90	P
40213684	[REDACTED]	KINSHIP	07/29/2021	\$147.48	P
40213685	JLRS INVESTMENTS INC	FSET APPROVED HOUSING ASSIST	07/29/2021	\$740.00	P
40213686	KOBLE INVESTMENTS LLC	FSET APPROVED HOUSING ASSIST	07/29/2021	\$1,220.00	P
40213687	MEMORY LANE FARM INC	FOSTER PARENT EXPENSE	07/29/2021	\$240.00	P
40213688	MOCA TEST INC	CERTIFICATION FOR MOCA TESTING	07/29/2021	\$300.00	P
40213689	[REDACTED]	STATE PASS THRU FUNDS	07/29/2021	\$305.00	P
40213690	STAFFWORKS GROUP	TEMP SERVICES	07/29/2021	\$657.00	P
40213691	OPPORTUNITY DEVELOPMENT CENTER	VOCATIONAL SKILLS	07/29/2021	\$20,268.71	P
40213692	PORTAGE COUNTY TREASURER	YOUTH SECURE DETENTION	07/29/2021	\$5,950.00	P
40213693	RAPIDS SIGN INC	BUS 252 DECALS	07/29/2021	\$780.00	P
40213694	REGISTRATION FEE TRUST	FSET APPROVED DL FEE	07/29/2021	\$35.00	P
40213695	ROSE BOWL	AODA PROGRAM SUPPLIES	07/29/2021	\$66.00	P
40213696	SATELLITE TRACKING OF PEOPLE LLC	ELECTRONIC MONITORING FEES	07/29/2021	\$14.00	P
40213697	[REDACTED]	FOSTER PARENT EXP	07/29/2021	\$240.00	P
40213698	COMMUNITY CARE PROGRAMS INC	YA OFFENDER TREATMENT	07/29/2021	\$2,119.50	P
40213699	SOLARUS	PHONE EXPENSE BRIDGEWAY	07/29/2021	\$89.18	P
40213700	SOUTH WOOD COUNTY YMCA	STATE PASS THRU FUNDS	07/29/2021	(Voided)	P
40213701	SOUTH WOOD COUNTY YMCA	STATE PASS THRU FUNDS	07/29/2021	\$11.50	P
40213702	STAPLES ADVANTAGE	OFFICE SUPPLIES	07/29/2021	\$5.76	P
40213703	STAPLES ADVANTAGE	OFFICE SUPPLIES	07/29/2021	\$92.72	P
40213704	STAPLES ADVANTAGE	OFFICE SUPPLIES	07/29/2021	\$49.80	P
40213705	STAPLES ADVANTAGE	OFFICE SUPPLIES	07/29/2021	\$17.57	P
40213706	STAPLES ADVANTAGE	OFFICE SUPPLIES	07/29/2021	\$61.20	P
40213707	VICTORY APPAREL	DRIVER CLOTHING	07/29/2021	\$690.00	P
40213708	[REDACTED]	IL APPROVED STIMULUS FUND	07/29/2021	\$1,000.00	P
40213709	[REDACTED]	FOSTER PARENT EXP	07/29/2021	\$80.00	P
40213710	[REDACTED]	STATE PASS THRU FUNDS	07/29/2021	\$190.00	P
40213711	YOUTH UNLIMITED INC	RESIDENTIAL FACILITY	07/29/2021	\$9,750.00	P

Committee Report - County of Wood

HUMAN SERVICES - AUGUST 2021

40213548 - 40214186

Voucher	Vendor Name	Nature of Claim	Doc Date	Amount	Paid
40213712		IL APPROVED STIMULUS FUNDS	07/29/2021	\$1,000.00	P
40213713	OAKBROOK CORPORATION	HOUSING ASSISTANCE	07/29/2021	(Voided)	P
40213713R	TIMBER TRAILS APARTMENTS	HOUSING ASSISTANCE	08/12/2021	\$625.00	P
40213714	MARSHFIELD JV LLC	TSSF CONSUMER HOUSING ASSIST	07/29/2021	\$518.25	P
40213715	BUSS KAYLA	YOUTH ACTIVITY	07/29/2021	\$12.74	P
40213716	HUBING CASEY TROY	YA INTENSIVE SUPERVISION	07/29/2021	\$19.09	P
40213717	HUBING CASEY TROY	YA INTENSIVE SUPERVISION	07/29/2021	\$6.28	P
40213718	HUBING CASEY TROY	YA INTENSIVE SUPERVISION	07/29/2021	\$19.07	P
40213719	HUBING CASEY TROY	YA INTENSIVE SUPERVISION	07/29/2021	\$58.00	P
40213720	HUBING CASEY TROY	YA INTENSIVE SUPERVISION	07/29/2021	\$20.83	P
40213721	HUBING CASEY TROY	YA INTENSIVE SUPERVISION	07/29/2021	\$15.28	P
40213722	NEHMER JESSICA LYNN	YA TRANSPORTATION	07/29/2021	\$21.10	P
40213723	NATIONAL PEN	OFFICE SUPPLIES	07/29/2021	\$632.00	P
40213724	US BANK	PCARD CHARGES	07/29/2021	\$3,536.63	P
40213725	AMAZON CAPITAL SERVICES	B23 GRANT	07/31/2021	\$88.91	P
40213726	CAPITAL ONE	WALMART CREDIT CARD	07/31/2021	\$47.27	P
40213727	FOND DU LAC COUNTY SHERIFF'S DEPT	TPR SERVICE	07/31/2021	\$55.00	P
40213728	FRONTIER COMMUNICATIONS	TELEPHONE EXP-CORNERSTONE	07/31/2021	\$162.42	P
40213729	LOCUMTENENS HOLDINGS, LLC	PSYCHIATRY SERVICES	07/31/2021	\$17,494.62	P
40213730	MAYO CLINIC	STATE PASS THRU FUNDS	07/31/2021	\$70.00	P
40213731	STAFFWORKS GROUP	TEMP SERVICES	07/31/2021	\$657.00	P
40213732	NORTHWAY COMMUNICATIONS	BUS RADIO & ANTENNA	07/31/2021	\$487.87	P
40213733		RESPIRE CARE	07/31/2021	\$215.00	P
40213734	SOCIAL SECURITY ADMINISTRATION	REFUND SSI BENEFITS	07/31/2021	\$794.00	P
40213735	STAPLES ADVANTAGE	OFFICE SUPPLIES	07/31/2021	\$55.01	P
40213736	STAPLES ADVANTAGE	OFFICE SUPPLIES	07/31/2021	\$53.81	P
40213737	STAPLES ADVANTAGE	OFFICE SUPPLIES	07/31/2021	\$46.96	P
40213738	UW - MADISON	WCWPDS TRAINING	07/31/2021	\$325.00	P
40213739	WI DEPT OF JUSTICE	CRIMINAL BACKGROUND CHECKS	07/31/2021	\$553.50	P
40213740	WI DEPT OF HEALTH & FAMILY SERVICES	REFUND SSI BENEFITS	07/31/2021	\$83.78	P
40213741		IL APPROVED STIMULUS FUND	08/05/2021	\$1,000.00	P
40213742		IL APPROVED STIMULUS FUND	08/05/2021	\$1,000.00	P
40213743		IL APPROVED STIMULUS FUND	08/05/2021	\$1,000.00	P
40213744		IL APPROVED STIMULUS FUNDS	08/05/2021	\$1,000.00	P
40213745	ENTERPRISE RENT-A-CAR	CW CAR RENTAL	08/05/2021	\$35.67	P
40213746		IL APPROVED STIMULUS	08/05/2021	\$1,000.00	P
40213747		IL APPROVED STIMULUS	08/05/2021	\$1,000.00	P
40213748		IL APPROVED STIMULUS	08/05/2021	\$1,000.00	P
40213749		IL APPROVED STIMULUS FUNDS	08/05/2021	\$1,000.00	P
40213750		IL APPROVED STIMULUS FUNDS	08/05/2021	\$1,000.00	P
40213751		IL APPROVED STIMULUS FUNDS	08/05/2021	\$1,000.00	P
40213752		IL APPROVED STIMULUS FUNDS	08/05/2021	\$1,000.00	P
40213753		IL APPROVED STIMULUS FUNDS	08/05/2021	\$1,000.00	P
40213754	NORTHWOODS LUBE AND TIRE	FSET APPROVED AUTO REPAIR	08/05/2021	\$548.00	P

Committee Report - County of Wood

HUMAN SERVICES - AUGUST 2021

40213548 - 40214186

Voucher	Vendor Name	Nature of Claim	Doc Date	Amount	Paid
40213755		IL APPROVED STIMULUS FUNDS	08/05/2021	\$1,000.00	P
40213756	SCHULTZ PROPERTY MANAGEMENT	IL APPROVED HOUSING ASSIST	08/05/2021	\$600.00	P
40213757		IL APPROVED STIMULUS FUNDS	08/05/2021	\$1,000.00	P
40213758		IL APPROVED STIMULUS FUNDS	08/05/2021	\$1,000.00	P
40213759		IL APPROVED STIMULUS FUNDS	08/05/2021	\$1,000.00	P
40213760		IL APPROVED STIMULUS FUNDS	08/05/2021	\$1,000.00	P
40213761		IL APPROVED STIMULUS FUNDS	08/05/2021	\$1,000.00	P
40213762		IL APPROVED STIMULUS FUNDS	08/05/2021	\$1,000.00	P
40213763		IL APPROVED STIMULUS FUNDS	08/05/2021	\$1,000.00	P
40213764	WISCONSIBS INC	CHILDRENS COP PROGRAM	08/05/2021	\$425.00	P
40213765		FSET SUPPORTIVE SERVICE	07/31/2021	\$24.88	P
40213766	CW SOLUTIONS LLC	IL SERVICES	07/31/2021	\$6,906.45	P
40213767	CW SOLUTIONS LLC	IL SERVICES	07/31/2021	\$260.14	P
40213768	CW SOLUTIONS LLC	IL PARTICIPANT EXPENSES	07/31/2021	\$4,965.65	P
40213769	CW SOLUTIONS LLC	YOUTH JUSTICE SERVICES	07/31/2021	\$8,619.42	P
40213770	CW SOLUTIONS LLC	FSET SERVICES	07/31/2021	\$7,152.66	P
40213771	CW SOLUTIONS LLC	CHILDREN FIRST SERVICES	07/31/2021	\$1,572.95	P
40213772	CW SOLUTIONS LLC	BFI CONTRACTED SERVICES	07/31/2021	\$24,316.19	P
40213773	CW SOLUTIONS LLC	ADP PARTICIPANT EXPENSES	07/31/2021	\$20.75	P
40213774	CW SOLUTIONS LLC	ADP SERVICES	07/31/2021	\$13,569.34	P
40213775	CW SOLUTIONS LLC	FSET CONTRACTED SERVICES	07/31/2021	\$122,052.09	P
40213776	BRAGG KELLY	YA PLAN PLACE SUPERVISION	07/31/2021	\$5.23	P
40213777		IL APPROVED AUG RENT	08/05/2021	\$412.50	P
40213778	REGISTRATION FEE TRUST	FSET APPROVED DL FEE	08/05/2021	\$35.00	P
40213779	REGISTRATION FEE TRUST	FSET APPROVED DL FEE	08/05/2021	\$14.00	P
40213780	WI DEPT OF FINANCIAL INSTITUTIONS	NOTARY PUBLIC APPLICATION	08/05/2021	\$40.00	P
40213781	WI DEPT OF SAFETY & PROFESSIONAL SERVICES	FSET APPROVED LICENSE FEE	08/05/2021	\$60.00	P
40213782	VOIANCE LANGUAGE SERVICES LLC	TRANSLATION SERVICES	07/31/2021	\$537.39	P
40213783	AMAZON CAPITAL SERVICES	CLTS WAIVER PROGRAM	08/05/2021	\$15.98	P
40213784	AMAZON CAPITAL SERVICES	CLTS WAIVER PROGRAM	08/05/2021	\$17.99	P
40213785	AMAZON CAPITAL SERVICES	CLTS WAIVER PROGRAM	08/05/2021	\$29.90	P
40213786	AMAZON CAPITAL SERVICES	CLTS WAIVER PROGRAM	08/05/2021	\$33.98	P
40213787	AMAZON CAPITAL SERVICES	CLTS WAIVER PROGRAM	08/05/2021	\$72.83	P
40213788	AMAZON CAPITAL SERVICES	CLTS WAIVER PROGRAM	08/05/2021	\$142.93	P
40213789	BIZZAS RENTALS LLC	FSET APPROVED HOUSING	08/05/2021	\$675.00	P
40213790	ELITE AUTO CARE	FSET APPROVED-AUTO REPAIR	08/05/2021	\$1,719.87	P
40213791		IL STIMULUS FUNDS	08/05/2021	\$1,000.00	P
40213792		IL STIMULUS FUNDS	08/05/2021	\$1,000.00	P
40213793	MUSIC THERAPY SERVICES OF CENTRAL WI	B23 GRANT	08/05/2021	\$1,625.00	P
40213794	TEAM MATTHEWS	TSSF EXPENSES	08/05/2021	\$178.74	P
40213795		CW FOSTER PARENT EXP	08/05/2021	\$56.00	P
40213796		IL STIMULUS FUNDS	08/05/2021	\$1,000.00	P
40213805	OHP Care Provider	Out of Home Placement	08/04/2021	\$51.85	P
40213806	OHP Care Provider	Out of Home Placement	08/04/2021	\$34.26	P

Committee Report - County of Wood

HUMAN SERVICES - AUGUST 2021

40213548 - 40214186

Voucher	Vendor Name	Nature of Claim	Doc Date	Amount	Paid
40213807	OHP Care Provider	Out of Home Placement	08/04/2021	\$29.68	P
40213808	OHP Care Provider	Out of Home Placement	08/04/2021	\$561.65	P
40213809	OHP Care Provider	Out of Home Placement	08/04/2021	\$162.58	P
40213810	OHP Care Provider	Out of Home Placement	08/04/2021	\$49.55	P
40213811	OHP Care Provider	Out of Home Placement	08/04/2021	\$216.77	P
40213812	OHP Care Provider	Out of Home Placement	08/04/2021	\$28.90	P
40213813	OHP Care Provider	Out of Home Placement	08/04/2021	\$252.26	P
40213814	OHP Care Provider	Out of Home Placement	08/04/2021	\$252.26	P
40213817	OHP Care Provider	Out of Home Placement	08/04/2021	\$77.42	P
40213818	OHP Care Provider	Out of Home Placement	08/04/2021	\$159.48	P
40213819	OHP Care Provider	Out of Home Placement	08/04/2021	\$77.42	P
40213820	OHP Care Provider	Out of Home Placement	08/04/2021	\$159.48	P
40213821	OHP Care Provider	Out of Home Placement	08/04/2021	\$6,791.72	P
40213822	OHP Care Provider	Out of Home Placement	08/04/2021	\$420.00	P
40213823	OHP Care Provider	Out of Home Placement	08/04/2021	\$128.00	P
40213824	OHP Care Provider	Out of Home Placement	08/04/2021	\$100.00	P
40213825	OHP Care Provider	Out of Home Placement	08/04/2021	\$336.00	P
40213826	OHP Care Provider	Out of Home Placement	08/04/2021	\$460.00	P
40213827	OHP Care Provider	Out of Home Placement	08/04/2021	\$254.00	P
40213828	OHP Care Provider	Out of Home Placement	08/04/2021	\$254.00	P
40213829	OHP Care Provider	Out of Home Placement	08/04/2021	\$254.00	P
40213830	OHP Care Provider	Out of Home Placement	08/04/2021	\$254.00	P
40213831	OHP Care Provider	Out of Home Placement	08/04/2021	\$254.00	P
40213832	OHP Care Provider	Out of Home Placement	08/04/2021	\$254.00	P
40213833	OHP Care Provider	Out of Home Placement	08/04/2021	\$254.00	P
40213834	OHP Care Provider	Out of Home Placement	08/04/2021	\$254.00	P
40213835	OHP Care Provider	Out of Home Placement	08/04/2021	\$545.00	P
40213836	OHP Care Provider	Out of Home Placement	08/04/2021	\$320.00	P
40213837	OHP Care Provider	Out of Home Placement	08/04/2021	\$460.00	P
40213838	OHP Care Provider	Out of Home Placement	08/04/2021	\$120.00	P
40213839	OHP Care Provider	Out of Home Placement	08/04/2021	\$1,000.00	P
40213840	OHP Care Provider	Out of Home Placement	08/04/2021	\$254.00	P
40213841	OHP Care Provider	Out of Home Placement	08/04/2021	\$432.00	P
40213842	OHP Care Provider	Out of Home Placement	08/04/2021	\$420.00	P
40213843	OHP Care Provider	Out of Home Placement	08/04/2021	\$100.00	P
40213844	OHP Care Provider	Out of Home Placement	08/04/2021	\$80.00	P
40213845	OHP Care Provider	Out of Home Placement	08/04/2021	\$420.00	P
40213846	OHP Care Provider	Out of Home Placement	08/04/2021	\$100.00	P
40213847	OHP Care Provider	Out of Home Placement	08/04/2021	\$248.00	P
40213848	OHP Care Provider	Out of Home Placement	08/04/2021	\$460.00	P
40213849	OHP Care Provider	Out of Home Placement	08/04/2021	\$420.00	P
40213850	OHP Care Provider	Out of Home Placement	08/04/2021	\$80.00	P
40213851	OHP Care Provider	Out of Home Placement	08/04/2021	\$60.00	P
40213852	OHP Care Provider	Out of Home Placement	08/04/2021	\$516.00	P

Committee Report - County of Wood

HUMAN SERVICES - AUGUST 2021

40213548 - 40214186

Voucher	Vendor Name	Nature of Claim	Doc Date	Amount	Paid
40213853	OHP Care Provider	Out of Home Placement	08/04/2021	\$216.00	P
40213854	OHP Care Provider	Out of Home Placement	08/04/2021	\$460.00	P
40213855	OHP Care Provider	Out of Home Placement	08/04/2021	\$100.00	P
40213856	OHP Care Provider	Out of Home Placement	08/04/2021	\$93.55	P
40213857	OHP Care Provider	Out of Home Placement	08/04/2021	\$232.00	P
40213858	OHP Care Provider	Out of Home Placement	08/04/2021	\$430.32	P
40213859	OHP Care Provider	Out of Home Placement	08/04/2021	\$7,285.00	P
40213860	OHP Care Provider	Out of Home Placement	08/04/2021	\$120.00	P
40213861	OHP Care Provider	Out of Home Placement	08/04/2021	\$100.00	P
40213862	OHP Care Provider	Out of Home Placement	08/04/2021	\$420.00	P
40213863	OHP Care Provider	Out of Home Placement	08/04/2021	\$100.00	P
40213864	OHP Care Provider	Out of Home Placement	08/04/2021	\$248.00	P
40213865	OHP Care Provider	Out of Home Placement	08/04/2021	\$460.00	P
40213866	OHP Care Provider	Out of Home Placement	08/04/2021	\$545.00	P
40213867	OHP Care Provider	Out of Home Placement	08/04/2021	\$460.00	P
40213868	OHP Care Provider	Out of Home Placement	08/04/2021	\$56.00	P
40213869	OHP Care Provider	Out of Home Placement	08/04/2021	\$254.00	P
40213870	OHP Care Provider	Out of Home Placement	08/04/2021	\$460.00	P
40213871	OHP Care Provider	Out of Home Placement	08/04/2021	\$456.00	P
40213872	OHP Care Provider	Out of Home Placement	08/04/2021	\$100.00	P
40213873	OHP Care Provider	Out of Home Placement	08/04/2021	\$100.00	P
40213874	OHP Care Provider	Out of Home Placement	08/04/2021	\$460.00	P
40213875	OHP Care Provider	Out of Home Placement	08/04/2021	\$192.00	P
40213876	OHP Care Provider	Out of Home Placement	08/04/2021	\$420.00	P
40213877	OHP Care Provider	Out of Home Placement	08/04/2021	\$64.00	P
40213878	OHP Care Provider	Out of Home Placement	08/04/2021	\$420.00	P
40213879	OHP Care Provider	Out of Home Placement	08/04/2021	\$128.00	P
40213880	OHP Care Provider	Out of Home Placement	08/04/2021	\$300.00	P
40213881	OHP Care Provider	Out of Home Placement	08/04/2021	\$420.00	P
40213882	OHP Care Provider	Out of Home Placement	08/04/2021	\$184.00	P
40213883	OHP Care Provider	Out of Home Placement	08/04/2021	\$100.00	P
40213884	OHP Care Provider	Out of Home Placement	08/04/2021	\$100.00	P
40213885	OHP Care Provider	Out of Home Placement	08/04/2021	\$420.00	P
40213886	OHP Care Provider	Out of Home Placement	08/04/2021	\$160.00	P
40213887	OHP Care Provider	Out of Home Placement	08/04/2021	\$450.00	P
40213888	OHP Care Provider	Out of Home Placement	08/04/2021	\$144.00	P
40213889	OHP Care Provider	Out of Home Placement	08/04/2021	\$460.00	P
40213890	OHP Care Provider	Out of Home Placement	08/04/2021	\$13,514.76	P
40213891	OHP Care Provider	Out of Home Placement	08/04/2021	\$368.00	P
40213892	OHP Care Provider	Out of Home Placement	08/04/2021	\$420.00	P
40213893	OHP Care Provider	Out of Home Placement	08/04/2021	\$1,000.00	P
40213894	OHP Care Provider	Out of Home Placement	08/04/2021	\$540.00	P
40213895	OHP Care Provider	Out of Home Placement	08/04/2021	\$460.00	P
40213896	OHP Care Provider	Out of Home Placement	08/04/2021	\$254.00	P

Committee Report - County of Wood

HUMAN SERVICES - AUGUST 2021

40213548 - 40214186

Voucher	Vendor Name	Nature of Claim	Doc Date	Amount	Paid
40213897	OHP Care Provider	Out of Home Placement	08/04/2021	\$254.00	P
40213898	OHP Care Provider	Out of Home Placement	08/04/2021	\$254.00	P
40213899	OHP Care Provider	Out of Home Placement	08/04/2021	\$254.00	P
40213900	OHP Care Provider	Out of Home Placement	08/04/2021	\$254.00	P
40213901	OHP Care Provider	Out of Home Placement	08/04/2021	\$460.00	P
40213902	OHP Care Provider	Out of Home Placement	08/04/2021	\$120.00	P
40213903	OHP Care Provider	Out of Home Placement	08/04/2021	\$100.00	P
40213904	OHP Care Provider	Out of Home Placement	08/04/2021	\$545.00	P
40213905	OHP Care Provider	Out of Home Placement	08/04/2021	\$224.00	P
40213906	OHP Care Provider	Out of Home Placement	08/04/2021	\$100.00	P
40213907	OHP Care Provider	Out of Home Placement	08/04/2021	\$9,399.19	P
40213908	OHP Care Provider	Out of Home Placement	08/04/2021	\$624.00	P
40213909	OHP Care Provider	Out of Home Placement	08/04/2021	\$176.13	P
40213910	OHP Care Provider	Out of Home Placement	08/04/2021	\$26.84	P
40213911	OHP Care Provider	Out of Home Placement	08/04/2021	\$460.00	P
40213912	OHP Care Provider	Out of Home Placement	08/04/2021	\$600.00	P
40213913	OHP Care Provider	Out of Home Placement	08/04/2021	\$264.00	P
40213914	OHP Care Provider	Out of Home Placement	08/04/2021	\$254.00	P
40213915	OHP Care Provider	Out of Home Placement	08/04/2021	\$254.00	P
40213916	OHP Care Provider	Out of Home Placement	08/04/2021	\$176.00	P
40213917	OHP Care Provider	Out of Home Placement	08/04/2021	\$791.00	P
40213918	OHP Care Provider	Out of Home Placement	08/04/2021	\$545.00	P
40213919	OHP Care Provider	Out of Home Placement	08/04/2021	\$254.00	P
40213920	OHP Care Provider	Out of Home Placement	08/04/2021	\$254.00	P
40213921	OHP Care Provider	Out of Home Placement	08/04/2021	\$48.00	P
40213922	OHP Care Provider	Out of Home Placement	08/04/2021	\$420.00	P
40213923	OHP Care Provider	Out of Home Placement	08/04/2021	\$545.00	P
40213924	OHP Care Provider	Out of Home Placement	08/04/2021	\$296.00	P
40213925	OHP Care Provider	Out of Home Placement	08/04/2021	\$100.00	P
40213926	OHP Care Provider	Out of Home Placement	08/04/2021	\$96.00	P
40213927	OHP Care Provider	Out of Home Placement	08/04/2021	\$460.00	P
40213928	OHP Care Provider	Out of Home Placement	08/04/2021	\$32.00	P
40213929	OHP Care Provider	Out of Home Placement	08/04/2021	\$420.00	P
40213930	OHP Care Provider	Out of Home Placement	08/04/2021	\$100.00	P
40213931	OHP Care Provider	Out of Home Placement	08/04/2021	\$522.00	P
40213932	OHP Care Provider	Out of Home Placement	08/04/2021	\$100.00	P
40213933	OHP Care Provider	Out of Home Placement	08/04/2021	\$420.00	P
40213934	OHP Care Provider	Out of Home Placement	08/04/2021	\$100.00	P
40213935	OHP Care Provider	Out of Home Placement	08/04/2021	\$460.00	P
40213936	OHP Care Provider	Out of Home Placement	08/04/2021	\$100.00	P
40213937	OHP Care Provider	Out of Home Placement	08/04/2021	\$460.00	P
40213938	OHP Care Provider	Out of Home Placement	08/04/2021	\$112.52	P
40213939	OHP Care Provider	Out of Home Placement	08/04/2021	\$254.00	P
40213940	OHP Care Provider	Out of Home Placement	08/04/2021	\$36.65	P

HUMAN SERVICES - AUGUST 2021

40213548 - 40214186

Voucher	Vendor Name	Nature of Claim	Doc Date	Amount	Paid
40213941	OHP Care Provider	Out of Home Placement	08/04/2021	\$420.00	P
40213942	OHP Care Provider	Out of Home Placement	08/04/2021	\$128.00	P
40213943	OHP Care Provider	Out of Home Placement	08/04/2021	\$300.00	P
40213944	OHP Care Provider	Out of Home Placement	08/04/2021	\$420.00	P
40213945	OHP Care Provider	Out of Home Placement	08/04/2021	\$254.00	P
40213946	OHP Care Provider	Out of Home Placement	08/04/2021	\$96.00	P
40213947	OHP Care Provider	Out of Home Placement	08/04/2021	\$522.00	P
40213948	OHP Care Provider	Out of Home Placement	08/04/2021	\$254.00	P
40213949	OHP Care Provider	Out of Home Placement	08/04/2021	\$254.00	P
40213950	OHP Care Provider	Out of Home Placement	08/04/2021	\$100.00	P
40213951	OHP Care Provider	Out of Home Placement	08/04/2021	\$73.55	P
40213952	OHP Care Provider	Out of Home Placement	08/04/2021	\$460.00	P
40213953	OHP Care Provider	Out of Home Placement	08/04/2021	\$100.00	P
40213954	OHP Care Provider	Out of Home Placement	08/04/2021	\$208.00	P
40213955	OHP Care Provider	Out of Home Placement	08/04/2021	\$460.00	P
40213956	OHP Care Provider	Out of Home Placement	08/04/2021	\$254.00	P
40213957	OHP Care Provider	Out of Home Placement	08/04/2021	\$100.00	P
40213958	OHP Care Provider	Out of Home Placement	08/04/2021	\$16.00	P
40213959	OHP Care Provider	Out of Home Placement	08/04/2021	\$420.00	P
40213960	OHP Care Provider	Out of Home Placement	08/04/2021	\$56.00	P
40213961	OHP Care Provider	Out of Home Placement	08/04/2021	\$100.00	P
40213962	OHP Care Provider	Out of Home Placement	08/04/2021	\$460.00	P
40213963	OHP Care Provider	Out of Home Placement	08/04/2021	\$254.00	P
40213964	OHP Care Provider	Out of Home Placement	08/04/2021	\$254.00	P
40213965	OHP Care Provider	Out of Home Placement	08/04/2021	\$112.00	P
40213966	OHP Care Provider	Out of Home Placement	08/04/2021	\$545.83	P
40213967	OHP Care Provider	Out of Home Placement	08/04/2021	\$420.00	P
40213968	OHP Care Provider	Out of Home Placement	08/04/2021	\$460.00	P
40213969	OHP Care Provider	Out of Home Placement	08/04/2021	\$224.00	P
40213970	OHP Care Provider	Out of Home Placement	08/04/2021	\$762.74	P
40213971	OHP Care Provider	Out of Home Placement	08/04/2021	\$257.42	P
40213972	OHP Care Provider	Out of Home Placement	08/04/2021	\$78.45	P
40213973	OHP Care Provider	Out of Home Placement	08/04/2021	\$254.00	P
40213974	OHP Care Provider	Out of Home Placement	08/04/2021	\$254.00	P
40213975	OHP Care Provider	Out of Home Placement	08/04/2021	\$254.00	P
40213976	OHP Care Provider	Out of Home Placement	08/04/2021	\$254.00	P
40213977	OHP Care Provider	Out of Home Placement	08/04/2021	\$254.00	P
40213978	OHP Care Provider	Out of Home Placement	08/04/2021	\$420.00	P
40213979	OHP Care Provider	Out of Home Placement	08/04/2021	\$104.00	P
40213980	OHP Care Provider	Out of Home Placement	08/04/2021	\$13,710.99	P
40213981	OHP Care Provider	Out of Home Placement	08/04/2021	\$14,651.53	P
40213982	OHP Care Provider	Out of Home Placement	08/04/2021	\$312.00	P
40213983	OHP Care Provider	Out of Home Placement	08/04/2021	\$460.00	P
40213984	OHP Care Provider	Out of Home Placement	08/04/2021	\$10,695.00	P

Committee Report - County of Wood

HUMAN SERVICES - AUGUST 2021

40213548 - 40214186

Voucher	Vendor Name	Nature of Claim	Doc Date	Amount	Paid
40213985	OHP Care Provider	Out of Home Placement	08/04/2021	\$254.00	P
40213986	OHP Care Provider	Out of Home Placement	08/04/2021	\$420.00	P
40213987	OHP Care Provider	Out of Home Placement	08/04/2021	\$96.00	P
40213988	OHP Care Provider	Out of Home Placement	08/04/2021	\$677.00	P
40213989	OHP Care Provider	Out of Home Placement	08/04/2021	\$701.00	P
40213990	OHP Care Provider	Out of Home Placement	08/04/2021	\$27.87	P
40213991	OHP Care Provider	Out of Home Placement	08/04/2021	\$66.06	P
40213992	OHP Care Provider	Out of Home Placement	08/04/2021	\$140.65	P
40213993	OHP Care Provider	Out of Home Placement	08/04/2021	\$764.00	P
40213994	OHP Care Provider	Out of Home Placement	08/04/2021	\$364.00	P
40213995	OHP Care Provider	Out of Home Placement	08/04/2021	\$522.00	P
40213996	OHP Care Provider	Out of Home Placement	08/04/2021	\$713.00	P
40213997	OHP Care Provider	Out of Home Placement	08/04/2021	\$254.00	P
40213998	OHP Care Provider	Out of Home Placement	08/04/2021	\$178.40	P
40213999	OHP Care Provider	Out of Home Placement	08/04/2021	\$420.00	P
40214000	OHP Care Provider	Out of Home Placement	08/04/2021	\$72.00	P
40214001	OHP Care Provider	Out of Home Placement	08/04/2021	\$104.00	P
40214002	OHP Care Provider	Out of Home Placement	08/04/2021	\$178.40	P
40214003	OHP Care Provider	Out of Home Placement	08/04/2021	\$420.00	P
40214004	OHP Care Provider	Out of Home Placement	08/04/2021	\$35.48	P
40214005	OHP Care Provider	Out of Home Placement	08/04/2021	\$59.61	P
40214006	OHP Care Provider	Out of Home Placement	08/04/2021	\$149.03	P
40214007	OHP Care Provider	Out of Home Placement	08/04/2021	\$6.19	P
40214008	OHP Care Provider	Out of Home Placement	08/04/2021	\$420.00	P
40214009	OHP Care Provider	Out of Home Placement	08/04/2021	\$420.00	P
40214010	OHP Care Provider	Out of Home Placement	08/04/2021	\$16.00	P
40214011	OHP Care Provider	Out of Home Placement	08/04/2021	\$420.00	P
40214012	OHP Care Provider	Out of Home Placement	08/04/2021	\$376.00	P
40214013	OHP Care Provider	Out of Home Placement	08/04/2021	\$420.00	P
40214014	OHP Care Provider	Out of Home Placement	08/04/2021	\$656.00	P
40214015	OHP Care Provider	Out of Home Placement	08/04/2021	\$460.00	P
40214016	OHP Care Provider	Out of Home Placement	08/04/2021	\$420.00	P
40214017	OHP Care Provider	Out of Home Placement	08/04/2021	\$258.06	P
40214018	OHP Care Provider	Out of Home Placement	08/04/2021	\$254.00	P
40214019	OHP Care Provider	Out of Home Placement	08/04/2021	\$254.00	P
40214020	OHP Care Provider	Out of Home Placement	08/04/2021	\$160.00	P
40214021	OHP Care Provider	Out of Home Placement	08/04/2021	\$100.00	P
40214022	OHP Care Provider	Out of Home Placement	08/04/2021	\$420.00	P
40214023	OHP Care Provider	Out of Home Placement	08/04/2021	\$254.00	P
40214024	OHP Care Provider	Out of Home Placement	08/04/2021	\$254.00	P
40214025	OHP Care Provider	Out of Home Placement	08/04/2021	\$254.00	P
40214026	OHP Care Provider	Out of Home Placement	08/04/2021	\$420.00	P
40214027	OHP Care Provider	Out of Home Placement	08/04/2021	\$160.00	P
40214028	OHP Care Provider	Out of Home Placement	08/04/2021	\$6,634.35	P

Committee Report - County of Wood

HUMAN SERVICES - AUGUST 2021

40213548 - 40214186

Voucher	Vendor Name	Nature of Claim	Doc Date	Amount	Paid
40214029	OHP Care Provider	Out of Home Placement	08/04/2021	\$604.00	P
40214030	OHP Care Provider	Out of Home Placement	08/04/2021	\$420.00	P
40214031	OHP Care Provider	Out of Home Placement	08/04/2021	\$254.00	P
40214032	OHP Care Provider	Out of Home Placement	08/04/2021	\$545.00	P
40214033	OHP Care Provider	Out of Home Placement	08/04/2021	\$305.81	P
40214034	OHP Care Provider	Out of Home Placement	08/04/2021	\$100.00	P
40214035	OHP Care Provider	Out of Home Placement	08/04/2021	\$144.00	P
40214036	OHP Care Provider	Out of Home Placement	08/04/2021	\$420.00	P
40214037	OHP Care Provider	Out of Home Placement	08/04/2021	\$100.00	P
40214038	OHP Care Provider	Out of Home Placement	08/04/2021	\$160.00	P
40214039	OHP Care Provider	Out of Home Placement	08/04/2021	\$420.00	P
40214040	OHP Care Provider	Out of Home Placement	08/04/2021	\$100.00	P
40214041	OHP Care Provider	Out of Home Placement	08/04/2021	\$112.00	P
40214042	OHP Care Provider	Out of Home Placement	08/04/2021	\$420.00	P
40214043	OHP Care Provider	Out of Home Placement	08/04/2021	\$72.00	P
40214044	OHP Care Provider	Out of Home Placement	08/04/2021	\$460.00	P
40214045	OHP Care Provider	Out of Home Placement	08/04/2021	\$254.00	P
40214046	OHP Care Provider	Out of Home Placement	08/04/2021	\$254.00	P
40214047	OHP Care Provider	Out of Home Placement	08/04/2021	\$404.00	P
40214048	OHP Care Provider	Out of Home Placement	08/04/2021	\$136.00	P
40214049	OHP Care Provider	Out of Home Placement	08/04/2021	\$131.86	P
40214050	OHP Care Provider	Out of Home Placement	08/04/2021	\$420.00	P
40214051	OHP Care Provider	Out of Home Placement	08/04/2021	\$458.00	P
40214052	OHP Care Provider	Out of Home Placement	08/04/2021	\$100.00	P
40214053	OHP Care Provider	Out of Home Placement	08/04/2021	\$432.00	P
40214054	OHP Care Provider	Out of Home Placement	08/04/2021	\$460.00	P
40214055	OHP Care Provider	Out of Home Placement	08/04/2021	\$392.00	P
40214056	OHP Care Provider	Out of Home Placement	08/04/2021	\$100.00	P
40214057	OHP Care Provider	Out of Home Placement	08/04/2021	\$420.00	P
40214058	OHP Care Provider	Out of Home Placement	08/04/2021	\$344.00	P
40214059	OHP Care Provider	Out of Home Placement	08/04/2021	\$175.00	P
40214060	OHP Care Provider	Out of Home Placement	08/04/2021	\$420.00	P
40214061	OHP Care Provider	Out of Home Placement	08/04/2021	\$160.00	P
40214062	OHP Care Provider	Out of Home Placement	08/04/2021	\$420.00	P
40214063	OHP Care Provider	Out of Home Placement	08/04/2021	\$460.00	P
40214064	OHP Care Provider	Out of Home Placement	08/04/2021	\$224.00	P
40214065	OHP Care Provider	Out of Home Placement	08/04/2021	\$254.00	P
40214066	OHP Care Provider	Out of Home Placement	08/04/2021	\$254.00	P
40214067	OHP Care Provider	Out of Home Placement	08/04/2021	\$460.00	P
40214068	OHP Care Provider	Out of Home Placement	08/04/2021	\$80.00	P
40214069	OHP Care Provider	Out of Home Placement	08/04/2021	\$328.00	P
40214070	OHP Care Provider	Out of Home Placement	08/04/2021	\$458.00	P
40214071	OHP Care Provider	Out of Home Placement	08/04/2021	\$502.00	P
40214072	OHP Care Provider	Out of Home Placement	08/04/2021	\$442.00	P

Committee Report - County of Wood

HUMAN SERVICES - AUGUST 2021

40213548 - 40214186

Voucher	Vendor Name	Nature of Claim	Doc Date	Amount	Paid
40214073	OHP Care Provider	Out of Home Placement	08/04/2021	\$254.00	P
40214074	OHP Care Provider	Out of Home Placement	08/04/2021	\$254.00	P
40214075	OHP Care Provider	Out of Home Placement	08/04/2021	\$254.00	P
40214076	OHP Care Provider	Out of Home Placement	08/04/2021	\$254.00	P
40214077	OHP Care Provider	Out of Home Placement	08/04/2021	\$254.00	P
40214078	OHP Care Provider	Out of Home Placement	08/04/2021	\$545.00	P
40214079	OHP Care Provider	Out of Home Placement	08/04/2021	\$448.00	P
40214080	OHP Care Provider	Out of Home Placement	08/04/2021	\$619.00	P
40214081	OHP Care Provider	Out of Home Placement	08/04/2021	\$254.00	P
40214082	OHP Care Provider	Out of Home Placement	08/04/2021	\$400.00	P
40214083	OHP Care Provider	Out of Home Placement	08/04/2021	\$254.00	P
40214084	OHP Care Provider	Out of Home Placement	08/04/2021	\$254.00	P
40214085	OHP Care Provider	Out of Home Placement	08/04/2021	\$254.00	P
40214086	OHP Care Provider	Out of Home Placement	08/04/2021	\$254.00	P
40214087	OHP Care Provider	Out of Home Placement	08/04/2021	\$254.00	P
40214088	OHP Care Provider	Out of Home Placement	08/04/2021	\$384.00	P
40214089	OHP Care Provider	Out of Home Placement	08/04/2021	\$384.00	P
40214090	OHP Care Provider	Out of Home Placement	08/04/2021	\$478.00	P
40214091	OHP Care Provider	Out of Home Placement	08/04/2021	\$420.00	P
40214092	OHP Care Provider	Out of Home Placement	08/04/2021	\$820.00	P
40214093	OHP Care Provider	Out of Home Placement	08/04/2021	\$520.00	P
40214094	OHP Care Provider	Out of Home Placement	08/04/2021	\$594.00	P
40214095	OHP Care Provider	Out of Home Placement	08/04/2021	\$520.00	P
40214096	OHP Care Provider	Out of Home Placement	08/04/2021	\$568.00	P
40214097	OHP Care Provider	Out of Home Placement	08/04/2021	\$568.00	P
40214098	OHP Care Provider	Out of Home Placement	08/04/2021	\$544.00	P
40214099	OHP Care Provider	Out of Home Placement	08/04/2021	\$254.00	P
40214100	OHP Care Provider	Out of Home Placement	08/04/2021	\$254.00	P
40214101	OHP Care Provider	Out of Home Placement	08/04/2021	\$254.00	P
40214102	OHP Care Provider	Out of Home Placement	08/04/2021	\$254.00	P
40214103	OHP Care Provider	Out of Home Placement	08/04/2021	\$254.00	P
40214104	OHP Care Provider	Out of Home Placement	08/04/2021	\$254.00	P
40214105	OHP Care Provider	Out of Home Placement	08/04/2021	\$254.00	P
40214106	OHP Care Provider	Out of Home Placement	08/04/2021	\$254.00	P
40214107	OHP Care Provider	Out of Home Placement	08/04/2021	\$254.00	P
40214108	OHP Care Provider	Out of Home Placement	08/04/2021	\$254.00	P
40214109	OHP Care Provider	Out of Home Placement	08/04/2021	\$254.00	P
40214110	OHP Care Provider	Out of Home Placement	08/04/2021	\$254.00	P
40214111	OHP Care Provider	Out of Home Placement	08/04/2021	\$254.00	P
40214112	OHP Care Provider	Out of Home Placement	08/04/2021	\$254.00	P
40214113	OHP Care Provider	Out of Home Placement	08/04/2021	\$254.00	P
40214114	OHP Care Provider	Out of Home Placement	08/04/2021	\$226.00	P
40214115	OHP Care Provider	Out of Home Placement	08/04/2021	\$254.00	P
40214116	OHP Care Provider	Out of Home Placement	08/04/2021	\$254.00	P

Committee Report - County of Wood

HUMAN SERVICES - AUGUST 2021

40213548 - 40214186

Voucher	Vendor Name	Nature of Claim	Doc Date	Amount	Paid
40214117	OHP Care Provider	Out of Home Placement	08/04/2021	\$254.00	P
40214118	OHP Care Provider	Out of Home Placement	08/04/2021	\$254.00	P
40214119	OHP Care Provider	Out of Home Placement	08/04/2021	\$254.00	P
40214120	OHP Care Provider	Out of Home Placement	08/04/2021	\$254.00	P
40214121	OHP Care Provider	Out of Home Placement	08/04/2021	\$254.00	P
40214122	OHP Care Provider	Out of Home Placement	08/04/2021	\$254.00	P
40214123	OHP Care Provider	Out of Home Placement	08/04/2021	\$254.00	P
40214124	OHP Care Provider	Out of Home Placement	08/04/2021	\$254.00	P
40214125		FOSTER HOME	08/04/2021	\$614.32	P
40214126	OHP Care Provider	Out of Home Placement	08/09/2021	\$36.92	P
40214127	OHP Care Provider	Out of Home Placement	08/09/2021	\$36.92	P
40214128	OHP Care Provider	Out of Home Placement	08/09/2021	\$203.20	P
40214129	OHP Care Provider	Out of Home Placement	08/09/2021	\$254.00	P
40214130	OHP Care Provider	Out of Home Placement	08/09/2021	\$254.00	P
40214131	OHP Care Provider	Out of Home Placement	08/09/2021	\$190.00	P
40214132	OHP Care Provider	Out of Home Placement	08/09/2021	\$260.00	P
40214133	ADAMS CO HEALTH & HUMAN SERVICES	REFUND OF OVERPAYMENT	07/31/2021	\$474.50	P
40214134	AMAZON CAPITAL SERVICES	OFFICE SUPPLIES	08/12/2021	\$14.99	P
40214135	AMAZON CAPITAL SERVICES	OFFICE SUPPLIES	07/31/2021	(\$18.50)	P
40214136	AMAZON CAPITAL SERVICES	OFFICE SUPPLIES	07/31/2021	\$18.50	P
40214137	AMAZON CAPITAL SERVICES	OFFICE SUPPLIES	08/12/2021	\$17.90	P
40214138	BAILEY ROGER	VOLUNTEER DRIVER REIMBURSEMENT	07/31/2021	\$50.40	P
40214139	BROWNELL MARY	VOLUNTEER DRIVER REIMBURSEMENT	07/31/2021	\$602.00	P
40214140	ANTHEM CENTRAL REGION CCOA LOCKBOX	REFUND OF OVERPAYMENT	07/31/2021	\$75.00	P
40214141	CLARITY CARE INC	RESIDENTIAL SERVICES	07/31/2021	\$3,520.80	P
40214142	CRABMAN'S DRIVER EDUCATION LLC	IL APPROVED DRIVERS ED	08/12/2021	\$743.00	P
40214143	DEREZINSKI ROBERT	VOLUNTEER DRIVER REIMBURSEMENT	07/31/2021	\$203.84	P
40214144		REFUND OF OVERPAYMENT	07/31/2021	\$135.00	P
40214145	HOUSE CALLS	REFUND OVERPAYMENT	07/31/2021	\$144.46	P
40214146	JOHNSTON JAMES	AODA LECTURE	07/31/2021	\$40.00	P
40214147	KWIK TRIP INC	CW GAS CARDS	08/12/2021	\$831.25	P
40214148	KUENNEN JOAN	VOLUNTEER DRIVER REIMBURSEMENT	07/31/2021	\$871.26	P
40214149	MARSHFIELD AREA YMCA	STATE PASS THRU FUNDS	08/12/2021	\$68.00	P
40214150	MENTORING ACTIVITY THERAPY SERVICES LLC	CCS CONTRACTED SERVICES	07/31/2021	\$2,173.50	P
40214151	MENJIVAR FRANCISCA	BIRTH TO THREE INTERPRETER	08/12/2021	\$483.50	P
40214152	MID-STATE TRUCK SERVICE INC	BUS 242 A/C	08/12/2021	\$1,826.75	P
40214153	MID-STATE TRUCK SERVICE INC	BUS 248 LIFT RPRS	08/12/2021	\$209.79	P
40214154	MID-STATE TRUCK SERVICE INC	BUS 254 REPAIRS	08/12/2021	\$97.90	P
40214155	MID-STATE TRUCK SERVICE INC	BUS 247 A/C	08/12/2021	\$1,353.48	P
40214156	MID-STATE TRUCK SERVICE INC	BUS 248 A/C	08/12/2021	\$1,965.12	P
40214157	STAFFWORKS GROUP	TEMP SERVICES	08/12/2021	\$639.48	P
40214158	OFFICE ALLY INC	CLEARING HOUSE OUTPATIENTBILL	07/31/2021	\$315.00	P
40214159		JULY FOSTER CARE	07/31/2021	\$707.74	P
40214160		STATE PASS THROUGH FUNDS	07/31/2021	\$80.00	P

Committee Report - County of Wood

HUMAN SERVICES - AUGUST 2021

40213548 - 40214186

Voucher	Vendor Name	Nature of Claim	Doc Date	Amount	Paid
40214161	SHRED SAFE LLC	CONFIDENTIAL SHREDDING	07/31/2021	\$225.00	P
40214162	STAPLES ADVANTAGE	OFFICE SUPPLIES	08/12/2021	\$23.43	P
40214163	STAPLES ADVANTAGE	OFFICE SUPPLIES	08/12/2021	\$16.01	P
40214164	STAPLES ADVANTAGE	OFFICE SUPPLIES	08/12/2021	\$27.78	P
40214165	STAPLES ADVANTAGE	OFFICE SUPPLIES	08/12/2021	\$47.68	P
40214166	STILLWELL OLIVIA	CW CAR RENTAL	08/12/2021	\$76.84	P
40214167	TAYLOR CO HUMAN SERVICES	REFUND FOR BW CLIENT	07/31/2021	\$259.00	P
40214168	TESSEN ROGER	VOLUNTEER DRIVER REIMBURSEMENT	07/31/2021	\$425.60	P
40214169	THERAPY WITHOUT WALLS	CCS CONTRACTED SERVICES	07/31/2021	\$18,345.50	P
40214170	TREMPEALEAU CO HEALTH CARE	RESIDENTIAL/IMD SERVICES	07/31/2021	\$31,263.92	P
40214171	TREMPEALEAU CO HEALTH CARE	RESIDENTIAL/IMD SERVICES	07/31/2021	\$8,060.00	P
40214172	TREMPEALEAU CO HEALTH CARE	RESIDENTIAL/IMD SERVICES	07/31/2021	\$26,220.13	P
40214173	TYLER PATRICIA	VOLUNTEER DRIVER REIMBURSEMENT	07/31/2021	\$285.60	P
40214174	UPPER CHAMBER INC THE	REFUND OF OVERPAYMENT	07/31/2021	\$200.00	P
40214175	WHEN LIFE IS A PUZZLE COUNSELING & CONSULTING	CCS CONTRACTED SERVICES	07/31/2021	\$2,059.20	P
40214176	WISCONSIN RAPIDS PUBLIC SCHOOLS	FOSTER TRANSPORT REIMB	07/31/2021	\$464.23	P
40214177	WOODLAND ENHANCED HEALTH SERVICES COMMISSION	LONG TERM CARE/NH SERVICES	07/31/2021	\$775.00	P
40214178	CENTRAL WI COUNSELING ASSOC LLC	CCS CONTRACTED SERVICES	07/31/2021	\$6,094.49	P
40214179	CHILDREN'S HOSPITAL OF WI COMMUNITY SERV	CCS CONTRACTED SERVICES	07/31/2021	\$1,113.12	P
40214180	MEMORY LANE FARM INC	RESIDENTIAL SERVICES	07/31/2021	\$1,121.04	P
40214181	BUSS KAYLA	YOUTH ACTIVITY	08/12/2021	\$27.00	P
40214182	NEHMER JESSICA LYNN	YA TRANSPORTATION	08/12/2021	\$16.34	P
40214183	NORWOOD HEALTH CENTER	NORWOOD INSURANCE PAYMENT	07/31/2021	\$498.58	P
40214184	HAFFA BARBARA	YA GROUP ACTIVITIES	08/12/2021	\$26.29	P
40214185	REGISTRATION FEE TRUST	TITLE NEW BUS	08/12/2021	\$214.08	P
40214186	WOOD COUNTY HSD PETTY CASH	PETTY CASH REPLENISH	07/31/2021	\$27.25	P
Grand Total:				\$963,076.63	

Signatures

Committee Chair:

Committee Member:

Committee Member:

Committee Member:

Committee Member:

Committee Member:

Committee Member:

Committee Member:

Committee Member:

Committee Report

County of Wood

Report of claims for: NORWOOD HEALTH CENTER

For the period of: AUGUST 2021

For the range of vouchers: 20210714 - 20210881

Voucher	Vendor Name	Nature of Claim	Doc Date	Amount	Paid
20210714	HEALTHCARE SERVICES GROUP INC	COVID CLEANING TECH	06/22/2021	\$1,693.71	P
20210715	ADVANCED DISPOSAL	REFUNDS SERVICE FOR JUNE	06/30/2021	\$599.98	P
20210716	AMAZON CAPITAL SERVICES	NURSING SUPPLIES	06/13/2021	\$77.63	P
20210717	AMAZON CAPITAL SERVICES	NURSING SUPPLIES	06/19/2021	\$16.45	P
20210718	AMAZON CAPITAL SERVICES	NURSING SUPPLIES	06/19/2021	\$59.96	P
20210719	AMAZON CAPITAL SERVICES	OFFICE SUPPLIES	06/23/2021	\$63.00	P
20210720	AMAZON CAPITAL SERVICES	OFFICE SUPPLIES	06/26/2021	\$26.99	P
20210721	AMAZON CAPITAL SERVICES	MAINTENANCE SUPPLIES	06/28/2021	\$108.00	P
20210722	ALCO SALES & SERVICE	NURSING SUPPLIES	06/18/2021	\$111.46	P
20210723	CENTRAL RESTAURANT PRODUCTS	DIETARY SUPPLIES	06/15/2021	\$100.51	P
20210724	CENTRAL RESTAURANT PRODUCTS	DIETARY SUPPLIES	06/23/2021	\$95.47	P
20210725	CENTRAL RESTAURANT PRODUCTS	C/I-PASS-THRU FREEZER	06/24/2021	\$6,162.11	P
20210726	DIRECT SUPPLY INC	NURSING SUPPLIES	06/01/2021	\$117.98	P
20210727	DIRECT SUPPLY INC	MATRIXCARE MONTHLY SUBSCRIPT	06/02/2021	\$199.99	P
20210728	DIRECT SUPPLY INC	KN95 MASKS-COVID SUPPLIES	06/04/2021	\$245.00	P
20210729	EXPERIAN HEALTH INC	BILLING INFORMATION FEES-JUNE	06/30/2021	\$141.75	P
20210730	FESTIVAL FOODS	DIETARY FOOD	06/01/2021	\$23.94	P
20210731	FESTIVAL FOODS	DIETARY FOOD	06/07/2021	\$39.94	P
20210732	FESTIVAL FOODS	DIETARY FOOD	06/09/2021	\$46.19	P
20210733	FESTIVAL FOODS	DIETARY FOOD	06/22/2021	\$32.29	P
20210734	FESTIVAL FOODS	DIETARY SUPPLIES	06/28/2021	\$11.97	P
20210735	FESTIVAL FOODS	DIETARY FOOD	06/29/2021	\$19.97	P
20210736	FESTIVAL FOODS	DIETARY FOOD	06/30/2021	\$13.96	P
20210737	HEALTH DIRECT PHARMACY SERVICES INC	PATIENT MEDICATIONS-JUNE	06/30/2021	\$3,746.97	P
20210738	HILLER'S TRUE VALUE HARDWARE	MAINTENANCE SUPPLIES	06/30/2021	\$20.98	P
20210739	MARSHFIELD CLINIC	PROFESSIONAL SERVICES	06/30/2021	\$14,151.65	P
20210740	MARSHFIELD CLINIC	EMPLOYEE PHYSICALS	06/30/2021	\$120.00	P
20210741	MARSHFIELD UTILITIES	WATER/SEWER/ELECT-JUNE	06/30/2021	\$12,000.53	P
20210742	MENARDS-MARSHFIELD	MAINTENANCE SUPPLIES	06/01/2021	\$105.44	P
20210743	MENARDS-MARSHFIELD	MAINTENANCE SUPPLIES	06/21/2021	\$36.24	P
20210744	MENARDS-MARSHFIELD	MAINT.& GROUND SUPPLIES	06/23/2021	\$112.06	P
20210745	MENARDS-MARSHFIELD	MAINTENANCE SUPPLIES	06/25/2021	\$93.45	P
20210746	MENARDS-MARSHFIELD	MAINT. & GROUND SUPPLIES	06/29/2021	\$148.81	P
20210747	MENARDS-MARSHFIELD	MAINTENANCE SUPPLIES	06/30/2021	\$49.03	P

NORWOOD HEALTH CENTER - AUGUST
2021

20210714 - 20210881

Voucher	Vendor Name	Nature of Claim	Doc Date	Amount	Paid
20210748	NICK MICHELS & SONS	ROOF REPLACEMENT PHASE 5	06/30/2021	\$54,806.00	P
20210749	NORTHWEST RESPIRATORY SERVICES	CR NURSING SUPPLIES	07/08/2021	\$419.54	P
20210750	NORWOOD PETTY CASH ACCOUNT	NPC REIMBURSEMENT-JUNE	06/30/2021	\$32.19	P
20210751	OTIS ELEVATOR CO	ANNUAL SERVICE CONTRACT	06/13/2021	\$3,520.32	P
20210752	SHRED-IT USA	CONFIDENTIAL SHREDDING-JUNE	06/22/2021	\$48.50	P
20210753	STAFFENCY LLC	RATE ADJ. FOR CONTRACT RN	06/25/2021	\$2,749.70	P
20210754	STAFFENCY LLC	CONTRACT CNA'S & RN'S-WE 6-19-	06/19/2021	\$15,644.13	P
20210755	STAFFENCY LLC	CONTRACT CNA'S & RN'S-WE 6-26	06/26/2021	\$15,004.06	P
20210756	STAPLES ADVANTAGE	OFFICE SUPPLIES	06/04/2021	\$27.34	P
20210757	STAPLES ADVANTAGE	OFFICE SUPPLIES	06/15/2021	\$25.35	P
20210758	STAPLES ADVANTAGE	OFFICE SUPPLIES	06/22/2021	\$55.87	P
20210759	STAPLES ADVANTAGE	OFFICE SUPPLIES	06/24/2021	\$16.65	P
20210760	STAPLES ADVANTAGE	OFFICE SUPPLIES	06/25/2021	\$10.69	P
20210761	STAPLES ADVANTAGE	OFFICE SUPPLIES	06/30/2021	\$28.29	P
20210762	APEX FIRE PROTECTION LLC	RELOCATE SPRINKLER HEAD-COVID	07/07/2021	\$1,200.00	P
20210763	APEX FIRE PROTECTION LLC	BUILDING REPAIR & UPKEEP	07/07/2021	\$540.00	P
20210764	JF AHERN CO	ANNUAL SPRINKLER TEST	06/30/2021	\$235.00	P
20210765	CITY OF MARSHFIELD	LAB ANALYSIS	07/07/2021	\$47.00	P
20210766	MCKESSON MEDICAL	NURSING SUPPLIES	06/07/2021	(\$266.16)	P
20210767	MCKESSON MEDICAL	NURSING SUPPLIES	06/01/2021	\$848.66	P
20210768	MCKESSON MEDICAL	NURSING SUPPLIES	06/10/2021	\$11.64	P
20210769	MCKESSON MEDICAL	NURSING SUPPLIES	06/11/2021	\$659.10	P
20210770	MCKESSON MEDICAL	NURSING SUPPLIES	06/21/2021	\$665.78	P
20210771	MCKESSON MEDICAL	NURSING SUPPLIES	06/30/2021	\$513.76	P
20210772	R & R REMNANTS FLOORING	PATHWAYS PHASE 3 RENOVATION	07/12/2021	\$43,154.00	P
20210773	DISH NETWORK	SATELITE TV SERVICE	07/04/2021	\$151.99	P
20210774	ECUMEN TECHNOLOGY SOLUTIONS LLC	ABXTRACKER SOFTWARE	07/05/2021	\$168.00	P
20210775	HEALTHCARE SERVICES GROUP INC	CONTRACT LAUDRY/HSKPG SRVCES	07/01/2021	\$19,817.05	P
20210776	PITNEY BOWES	QRTLY LEASE PMT-POSTAGE MACH	06/25/2021	\$173.04	P
20210777	STAFFENCY LLC	CONTRACT CNA'S & RN'S-WE 7-3	07/03/2021	\$13,525.38	P
20210778	WI DEPT OF HEALTH & SOC SERV	MONTHLY ASSESSMENT FEES	07/09/2021	\$5,440.00	P
20210779	GPM SOUTHEAST LLC	VEHICLE FUEL	06/30/2021	\$430.76	P
20210780	MOBILEXUSA	PATIENT X-RAYS	04/30/2021	\$212.00	P
20210781	WE ENERGIES	NATURAL GAS SERVICE-JUNE	06/09/2021	\$3,889.63	P
20210782	WI DEPT OF JUSTICE	EE BACKGROUND CHECKS	06/30/2021	\$60.00	P
20210783	BUSHMAN DAIRY DISTRIBUTORS INC	DIETARY & CONGREGATE FOOD	07/02/2021	\$403.05	P
20210784	BUSHMAN DAIRY DISTRIBUTORS INC	DIETARY & CONGREGATE FOOD	07/06/2021	\$277.10	P
20210785	BUSHMAN DAIRY DISTRIBUTORS INC	DIETARY & CONGREGATE FOOD	07/09/2021	\$257.70	P
20210786	BUSHMAN DAIRY DISTRIBUTORS INC	DIETARY & CONGREGATE FOOD	07/12/2021	\$572.15	P
20210787	BUSHMAN DAIRY DISTRIBUTORS INC	DIETARY & CONGREGATE FOOD	07/16/2021	\$311.15	P
20210788	GRAYKOWSKI'S DISTRIBUTING	CONGREGATE FOOD	07/01/2021	\$35.00	P
20210789	GRAYKOWSKI'S DISTRIBUTING	CONGREGATE FOOD	07/02/2021	\$35.00	P
20210790	GRAYKOWSKI'S DISTRIBUTING	CONGREGATE FOOD	07/07/2021	\$247.04	P
20210791	GRAYKOWSKI'S DISTRIBUTING	CONGREGATE FOOD	07/08/2021	\$29.32	P

NORWOOD HEALTH CENTER - AUGUST
2021

20210714 - 20210881

Voucher	Vendor Name	Nature of Claim	Doc Date	Amount	Paid
20210792	GRAYKOWSKI'S DISTRIBUTING	CONGREGATE FOOD	07/12/2021	\$167.04	P
20210793	GRAYKOWSKI'S DISTRIBUTING	CONGREGATE FOOD	07/12/2021	\$35.00	P
20210794	GRAYKOWSKI'S DISTRIBUTING	CONGREGATE FOOD	07/14/2021	\$206.72	P
20210795	MENARDS-MARSHFIELD	MAINTENANCE SUPPLIES	07/06/2021	\$20.48	P
20210796	MENARDS-MARSHFIELD	MAINTENANCE & GROUNDS SUPPLIES	07/08/2021	\$143.40	P
20210797	STERNO PRODUCTS LLC	DIETARY SUPPLIES	04/30/2021	\$452.79	P
20210798	NORTH CENTRAL COMMUNITY SERVICES	REFUND FOR OVERPAYMENT	07/20/2021	\$2,470.46	P
20210799	REIMERS KAREN MD	DR. REIMBERS CHRGS-JUNE 2021	07/18/2021	\$26,625.00	P
20210800	WIPFLI LLP	MED/MA COST REPORT SRVCES	06/30/2021	\$11,350.00	P
20210801	WPS HEALTH INSURANCE	OVERPAYMENT REFUND-WPS	07/20/2021	\$16.72	P
20210802	APOLLO CORPORATION	PATHWAYS RENO-NEW TUB-C/I	06/30/2021	\$17,690.00	P
20210803	HEINZEN PRINTING INC	ADMINISTRATIVE ADVERTISING	07/08/2021	\$72.00	P
20210804	KCI USA	PW NURSING SUPPLIES	01/01/2021	\$2,044.76	P
20210805	STAFFENCY LLC	CONTRACT RN'S & CNA'S-WE 7-17	07/17/2021	\$12,935.75	P
20210806	STAFFENCY LLC	CONTRACT RN'S & CNA'S-WE-7-10	07/10/2021	\$14,305.06	P
20210807	GANNETT WISCONSIN MEDIA	MNH YRLY SUBSCRIPTION-CR/PW	06/16/2021	\$1,065.09	P
20210808	SOLARUS	PHONE SERVICE FOR AUGUST 2021	08/01/2021	\$59.82	P
20210809	FRONTIER COMMUNICATIONS	PHONE/FAX FOR JULY 2021	07/16/2021	\$202.60	P
20210810	US BANK	USBANK CARD CHARGES-JULY	07/19/2021	\$1,240.62	P
20210811	ANCHOR POINT THERAPY AND EVALUATION SERVICES LLC	COMPETENCY EVALUATION	07/27/2021	\$2,100.00	P
20210812	BUSHMAN DAIRY DISTRIBUTORS INC	DIETARY & CONGREGATE FOOD	07/20/2021	\$347.85	P
20210813	BUSHMAN DAIRY DISTRIBUTORS INC	DIETARY & CONGREGATE FOOD	07/23/2021	\$245.00	P
20210814	BUSHMAN DAIRY DISTRIBUTORS INC	DIETARY & CONGREGATE FOOD	07/27/2021	\$583.10	P
20210815	BUSHMAN DAIRY DISTRIBUTORS INC	DIETARY & CONGREGATE FOOD	07/30/2021	\$288.90	P
20210816	GRAINGER (Norwood)	MAINTENANCE SUPPLIES	07/23/2021	\$15.89	P
20210817	HEALTHCARE WASTE MANAGEMENT INC	MEDICAL WASTE PICK-UP	07/30/2021	\$137.10	P
20210818	MARTIN BROS DISTRIBUTING CO INC	CONGREGATE FOOD	07/01/2021	\$2,123.93	P
20210819	MARTIN BROS DISTRIBUTING CO INC	CONGREGATE FOOD	07/05/2021	\$3,588.73	P
20210820	MARTIN BROS DISTRIBUTING CO INC	CONGREGATE FOOD	07/08/2021	\$2,372.92	P
20210821	MARTIN BROS DISTRIBUTING CO INC	CONGREGATE FOOD	07/12/2021	\$3,847.54	P
20210822	MARTIN BROS DISTRIBUTING CO INC	CONGREGATE FOOD & SUPPLIES	07/15/2021	\$3,343.76	P
20210823	MARTIN BROS DISTRIBUTING CO INC	CONGREGATE FOOD	07/19/2021	\$4,286.63	P
20210824	MARTIN BROS DISTRIBUTING CO INC	CONGREGATE FOOD	07/22/2021	\$2,685.96	P
20210825	MARTIN BROS DISTRIBUTING CO INC	CONGREGATE FOOD & SUPPLIES	07/26/2021	\$2,487.99	P
20210826	MARTIN BROS DISTRIBUTING CO INC	CONGREGATE FOOD	07/29/2021	\$1,924.34	P
20210827	MARTIN BROS DISTRIBUTING CO INC	DIETARY FOOD & SUPPLIES	07/01/2021	\$2,559.54	P
20210828	MARTIN BROS DISTRIBUTING CO INC	DIETARY FOOD & SUPPLIES	07/05/2021	\$196.85	P
20210829	MARTIN BROS DISTRIBUTING CO INC	DIETARY FOOD & SUPPLIES	07/08/2021	\$2,367.58	P
20210830	MARTIN BROS DISTRIBUTING CO INC	DIETARY FOOD & SUPPLIES	07/15/2021	\$2,159.54	P
20210831	MARTIN BROS DISTRIBUTING CO INC	DIETARY SUPPLIES	07/15/2021	\$30.00	P
20210832	MARTIN BROS DISTRIBUTING CO INC	DIETARY FOOD	07/19/2021	\$96.25	P
20210833	MARTIN BROS DISTRIBUTING CO INC	DIETARY FOOD & SUPPLIES	07/22/2021	\$2,937.81	P
20210834	MARTIN BROS DISTRIBUTING CO INC	DIETARY FOOD	07/26/2021	\$481.57	P

NORWOOD HEALTH CENTER - AUGUST
2021

20210714 - 20210881

Voucher	Vendor Name	Nature of Claim	Doc Date	Amount	Paid
20210835	MARTIN BROS DISTRIBUTING CO INC	DIETARY FOOD	07/28/2021	(\$35.48)	P
20210836	MARTIN BROS DISTRIBUTING CO INC	DIETARY FOOD	07/28/2021	(\$17.74)	P
20210837	MARTIN BROS DISTRIBUTING CO INC	DIETARY FOOD & SUPPLIES	07/29/2021	\$2,467.49	P
20210838	NASSCO INC	HSKPING/COVID SUPPLIES	07/20/2021	\$232.83	P
20210839	NORWOOD PETTY CASH ACCOUNT	REPLENISH PETTY CASH-JULY	07/30/2021	\$20.00	P
20210840	SHRED-IT USA	CONFIDENTIAL SHREDDING-JULY	07/22/2021	\$48.50	P
20210841	STAFFENCY LLC	CONTRACT RN'S & CNA'S*WE 7-24	07/24/2021	\$12,991.50	P
20210842	STAPLES ADVANTAGE	OFFICE SUPPLIES	07/21/2021	\$395.38	P
20210843	AMAZON CAPITAL SERVICES	MAINTENANCE SUPPLIES	08/14/2021	(Voided)	P
20210843R	AMAZON CAPITAL SERVICES	MAINTENANCE SUPPLIES	07/14/2021	\$47.48	P
20210844	AMAZON CAPITAL SERVICES	MAINTENANCE SUPPLIES	07/20/2021	\$7.47	P
20210845	AMAZON CAPITAL SERVICES	EQUIPMENT MAINTENANCE	07/28/2021	\$16.90	P
20210846	AMAZON CAPITAL SERVICES	MAINTENANCE SUPPLIES	07/28/2021	\$13.99	P
20210847	BLUE TARP CREDIT SERVICES	TOUCHLESS FAUCET-COVID	07/25/2021	\$47.94	P
20210848	COMPLETE CONTROL	EQUIPMENT REPAIR	07/26/2021	\$130.00	P
20210849	MARSHFIELD UTILITIES	WATER/SEWER/ELECT-JULY 2021	07/30/2021	\$15,405.35	P
20210850	REIGEL PLUMBING & HEATING	BACKFLOW PREVENTOR ANNUAL TST	07/30/2021	\$157.50	P
20210851	EXPERIAN HEALTH INC	BILLING INFORMATION FEES-JULY	07/31/2021	\$144.81	P
20210852	FESTIVAL FOODS	DIETARY FOOD	07/02/2021	\$19.95	P
20210853	FESTIVAL FOODS	DIETARY FOOD	07/12/2021	\$76.16	P
20210854	FESTIVAL FOODS	ADMINISTRATIVE SUPPLIES	07/20/2021	\$99.98	P
20210855	FESTIVAL FOODS	DIETARY FOOD	07/21/2021	\$53.43	P
20210856	GRAYKOWSKI'S DISTRIBUTING	CONGREGATE FOOD	07/19/2021	\$35.00	P
20210857	GRAYKOWSKI'S DISTRIBUTING	CONGREGATE FOOD	07/19/2021	\$119.04	P
20210858	GRAYKOWSKI'S DISTRIBUTING	CONGREGATE FOOD	07/21/2021	\$183.04	P
20210859	GRAYKOWSKI'S DISTRIBUTING	CONGREGATE FOOD	07/26/2021	\$35.00	P
20210860	GRAYKOWSKI'S DISTRIBUTING	CONGREGATE FOOD	07/26/2021	\$135.04	P
20210861	GRAYKOWSKI'S DISTRIBUTING	CONGREGATE FOOD	07/28/2021	\$159.36	P
20210862	MCKESSON MEDICAL	NURSING SUPPLIES	07/08/2021	\$595.19	P
20210863	MCKESSON MEDICAL	NURSING SUPPLIES	07/15/2021	\$1,137.00	P
20210864	MCKESSON MEDICAL	NURSING SUPPLIES	07/22/2021	\$490.60	P
20210865	MENARDS-MARSHFIELD	MAINTENANCE SUPPLIES	07/20/2021	\$318.05	P
20210866	MENARDS-MARSHFIELD	MAINTENANCE SUPPLIES	07/28/2021	\$183.05	P
20210867	MENARDS-MARSHFIELD	MAINTENANCE SUPPLIES	07/29/2021	\$158.70	P
20210868	MOBILEXUSA	X-RAY CHARGES	07/31/2021	\$144.00	P
20210869	WI DEPT OF JUSTICE	EE BACKGROUND CHECKS-JULY	07/31/2021	\$70.00	P
20210870	ACCUSHIELD LLC	VISITOR MGMT SYSTEM-MNTHLY FEE	07/01/2021	\$199.00	P
20210871	REIMERS KAREN MD	DR CHARGES FOR JULY	08/05/2021	\$38,650.00	P
20210872	STAFFENCY LLC	CONTRACT RN'S & CNA'S-WE 7-31	07/31/2021	\$9,969.00	P
20210873	ACCUSHIELD LLC	VISITOR MGMT SYSM-MNTHLY FEE	08/01/2021	\$199.00	P
20210874	DEPT OF EMER SERVICES & PUBLIC PROTECTION	OUT OF STATE BACKGROUND CHECK	08/05/2021	\$36.00	P
20210875	ECUMEN TECHNOLOGY SOLUTIONS LLC	ABXTRACKER SOFTWARE	08/05/2021	\$168.00	P
20210876	HEALTHCARE SERVICES GROUP INC	CONTRACT HSKPG/LAUNDRY-AUG	08/01/2021	\$19,817.05	P
20210877	MATRIXCARE SDS-12-2905	QRTLY MATRIXCARE EH ELITE	08/01/2021	\$3,129.00	P

NORWOOD HEALTH CENTER - AUGUST
2021

20210714 - 20210881

Voucher	Vendor Name	Nature of Claim	Doc Date	Amount	Paid
20210878	DIRECT SUPPLY INC	DS SMART SUBSCRIPTION-MATRIX	07/02/2021	\$199.99	P
20210879	DIRECT SUPPLY INC	LINENS	07/16/2021	\$952.90	P
20210880	DIRECT SUPPLY INC	COVID NURSING SUPPLIES	07/23/2021	\$232.20	P
20210881	DIRECT SUPPLY INC	COVID NURSING SUPPLIES	07/27/2021	\$245.00	P
Grand Total:				\$468,821.92	

Signatures

Committee Chair:

Committee Member:

Committee Member:

Committee Member:

Committee Member:

Committee Member:

Committee Member:

Committee Member:

Committee Member:

Committee Report

County of Wood

Report of claims for: VETERANS SERVICES

For the period of: AUGUST 2021

For the range of vouchers: 31210007 - 31210007

Voucher	Vendor Name	Nature of Claim	Doc Date	Amount	Paid
31210007	US BANK	VSC LOAN UTILITIES,GRANT PHONE	07/19/2021	\$926.73	P
Grand Total:				\$926.73	

Signatures

Committee Chair: _____

Committee Member: _____

Committee Member: _____

Committee Member: _____

Committee Member: _____

Committee Member: _____

Committee Member: _____

Committee Member: _____

Committee Member: _____

County of Wood
BALANCE SHEET SUMMARY
 Edgewater Haven Nursing Home
 Wednesday, June 30, 2021

	2021	2020
ASSETS		
Cash and investments	8,319.43	8,534.65
Receivables:		
Miscellaneous	81,148.11	59,976.26
Due from other governments	411,289.90	439,624.28
Due from other funds	(235,519.02)	1,164,564.46
Inventory of supplies, at cost	66,094.59	46,549.80
Land	245,459.92	245,459.92
Buildings	8,113,803.74	7,888,822.95
Machinery and equipment	2,041,972.71	1,887,417.17
Accumulated Depreciation	(6,466,985.76)	(6,250,814.95)
Unamortized debt discounts	206,667.46	1,899,982.99
TOTAL ASSETS	4,472,251.08	7,390,117.53
LIABILITIES AND FUND EQUITY		
Liabilities:		
Accrued compensation	169,961.33	165,140.71
Special deposits	7,121.03	7,435.86
Accrued vacation and sick pay	569,090.89	513,180.24
Deferred property tax	465,603.44	605,612.44
General obligation debt	622,329.82	984,059.13
Retirement prior service obligation	(322,194.84)	1,165,936.08
Total Liabilities	1,511,911.67	3,441,364.46
Fund Equity:		
Retained earnings:		
Unreserved	3,879,734.22	3,879,734.22
Fund Balance:		
Undesignated	(850,176.33)	(400,601.37)
Income summary	(69,218.48)	469,620.22
Total Fund Equity	2,960,339.41	3,948,753.07
TOTAL LIABILITIES & FUND EQUITY	4,472,251.08	7,390,117.53

County of Wood
BALANCE SHEET SUMMARY
 Human Services Department-Community
 Wednesday, June 30, 2021

	2021	2020
ASSETS		
Cash and investments	536,471.42	482,705.94
Receivables:		
Miscellaneous	618,106.97	528,656.60
Due from other governments	2,884,597.92	3,119,621.31
Due from other funds	6,269,984.79	6,064,899.95
Prepaid expenses/expenditures	41,605.02	26,966.25
TOTAL ASSETS	10,350,766.12	10,222,850.05
LIABILITIES AND FUND EQUITY		
Liabilities:		
Vouchers payable	403,950.00	403,950.00
Accrued compensation	515,548.79	470,203.80
Special deposits	11,843.75	11,843.75
Due to other governments	3,033,221.42	2,650,479.44
Deferred revenue	1,427,566.02	1,275,814.99
Deferred property tax	3,467,172.04	3,805,683.52
Total Liabilities	8,859,302.02	8,617,975.50
Fund Equity:		
Retained earnings:		
Fund Balance:		
Reserved for contingencies	295,447.62	231,680.31
Reserved for prepaid expenditures	21,128.43	21,128.43
Undesignated	(153,234.00)	(414,289.91)
Income summary	1,328,122.05	1,766,355.72
Total Fund Equity	1,491,464.10	1,604,874.55
TOTAL LIABILITIES & FUND EQUITY	10,350,766.12	10,222,850.05

County of Wood
Detailed Income Statement
For the Six Months Ending Wednesday, June 30, 2021
Human Services Department-Combined

	Actual	2021 Budget	Variance	Variance %
REVENUES				
Taxes				
General Property Taxes	\$5,182,755.96	\$10,365,512.00	(\$5,182,756.04)	(50.00%)
Total Taxes	5,182,755.96	10,365,512.00	(5,182,756.04)	(50.00%)
Intergovernmental Revenues				
Relief Funding	1,218,278.44	26,195.00	1,192,083.44	4,550.81%
State Aid & Grants	12,899.00		12,899.00	0.00%
State Aid & Grants	6,953,807.38	14,281,410.00	(7,327,602.62)	(51.31%)
Total Intergovernmental	8,184,984.82	14,307,605.00	(6,122,620.18)	(42.79%)
Public Charges for Services				
Public Chgs-Other -Local Grant		27,500.00	(27,500.00)	(100.00%)
Public Charges-Unified & Norwood	8,414,719.57	18,461,538.00	(10,046,818.43)	(54.42%)
Third Party Awards & Settlements		398,127.40	(398,127.40)	(100.00%)
Contractual Adjustment-Unified & Norwood	(1,967,897.23)	(4,268,523.00)	2,300,625.77	(53.90%)
Provision for Bad Debts-Edgewater	(12,499.98)	(25,000.00)	12,500.02	(50.00%)
Total Public Charges for Services	6,434,322.36	14,593,642.40	(8,159,320.04)	(55.91%)
Intergovernmental Charges for Services				
Intergovernmental Charges -Congregate Meals	246,619.80	602,710.00	(356,090.20)	(59.08%)
Intergovernmental Transfer Program Rev		741,965.00	(741,965.00)	(100.00%)
Total Charges to Other Governments	246,619.80	1,344,675.00	(1,098,055.20)	(81.66%)
Interdepartmental Charges for Services				
Dept Revenue-Unified & Norwood	25,000.00	73,000.00	(48,000.00)	(65.75%)
Total Interdepartmental Charges	25,000.00	73,000.00	(48,000.00)	(65.75%)
Total Intergovernmental Charges for Services	271,619.80	1,417,675.00	(1,146,055.20)	(80.84%)
Miscellaneous				
Interest	39.08		39.08	0.00%
Donations	77,482.98		77,482.98	0.00%
Donations & Contributions	1,529.31		1,529.31	0.00%
Recovery of PYBD & Contractual Adj	35,078.77	35,000.00	78.77	0.23%
Meal/Vending/Misc Income	14,981.42	27,000.00	(12,018.58)	(44.51%)
Other Miscellaneous	13,117.68	27,224.00	(14,106.32)	(51.82%)
Total Miscellaneous	142,229.24	89,224.00	53,005.24	59.41%
Other Financing Sources				
Proceeds from Long-Term Debt		57,600.00	(57,600.00)	(100.00%)
Transfer from Capital Projects	242,136.49		242,136.49	0.00%
Total Other Financing Sources	242,136.49	57,600.00	184,536.49	320.38%
TOTAL REVENUES	20,458,048.67	40,831,258.40	(20,373,209.73)	(49.90%)
EXPENDITURES				
Health and Human Services				
Edgewater-Nursing	1,731,461.64	4,214,156.42	2,482,694.78	58.91%
Edgewater-Housekeeping	75,312.02	154,129.00	78,816.98	51.14%
Edgewater-Dietary	334,507.99	716,193.82	381,685.83	53.29%
Edgewater-Laundry	50,934.27	106,186.00	55,251.73	52.03%
Edgewater-Maintenance	185,823.40	395,993.95	210,170.55	53.07%
Edgewater-Activities	64,741.11	169,129.82	104,388.71	61.72%
Edgewater-Social Services	79,274.61	165,450.34	86,175.73	52.09%
Edgewater-Administration	623,260.99	734,726.13	111,465.14	15.17%
Edgewater Grant Funded	105,675.44	30,000.00	(75,675.44)	(252.25%)
Human Services-Child Welfare	1,932,369.34	4,273,422.02	2,341,052.68	54.78%
Human Services- Youth Aids	1,091,291.62	3,210,350.92	2,119,059.30	66.01%
Human Services- Child Care	61,296.00	180,688.64	119,392.64	66.08%
Human Services- Transportation	218,039.93	459,402.96	241,363.03	52.54%
Human Services-ESS	771,091.26	1,601,641.65	830,550.39	51.86%
Human Services-FSET	1,909,088.32	3,566,540.41	1,657,452.09	46.47%
Human Services-LIHEAP	54,234.48	111,529.53	57,295.05	51.37%
Human Services-Birth to Three	284,398.39	585,686.13	301,287.74	51.44%
Human Services- FSP	21,231.73	72,461.48	51,229.75	70.70%
Human Services-Child Waivers	224,479.25	428,806.05	204,326.80	47.65%

County of Wood
Detailed Income Statement
For the Six Months Ending Wednesday, June 30, 2021
Human Services Department-Combined

	Actual	2021 Budget	Variance	Variance %
Human Services-CTT/CSP	231,086.37	577,365.84	346,279.47	59.98%
Human Services-OPC, MH	689,302.88	1,470,304.53	781,001.65	53.12%
Human Services-CCS	1,153,754.33	2,301,147.55	1,147,393.22	49.86%
Human Services-Crisis, Legal Services	482,085.07	1,124,233.08	642,148.01	57.12%
Human Services-MH Contracts	357,834.05	1,117,677.00	759,842.95	67.98%
Human Services-OPC, AODA	182,108.92	443,083.28	260,974.36	58.90%
Human Services- OPC, Day Treatment	26,735.45	77,192.52	50,457.07	65.37%
Human Services-AODA Contracts	28,231.00	114,100.00	85,869.00	75.26%
Human Services- Administration	1,617,554.70	3,360,803.34	1,743,248.64	51.87%
Norwood- Crisis Stabilization	163,449.65	343,573.00	180,123.35	52.43%
Norwood-SNF-CMI (Crossroads)	527,501.42	1,118,530.78	591,029.36	52.84%
Norwood SNF-TBI (Pathways)	439,008.85	949,750.08	510,741.23	53.78%
Norwood-Inpatient (Admissions)	1,551,334.73	3,277,206.84	1,725,872.11	52.66%
Norwood-Dietary	500,894.65	1,182,851.25	681,956.60	57.65%
Norwood-Plant Ops & Maintenance	365,304.59	771,709.21	406,404.62	52.66%
Norwood-Medical Records	103,426.86	217,543.88	114,117.02	52.46%
Norwood-Administration	1,518,229.91	1,216,639.46	(301,590.45)	(24.79%)
Total Health and Human Services	19,756,355.22	40,840,206.91	21,083,851.69	51.63%
Depreciation				
Depreciation & Amortization	224,922.60		(224,922.60)	0.00%
Total Depreciation	224,922.60		(224,922.60)	0.00%
TOTAL EXPENDITURES	19,981,277.82	40,840,206.91	20,858,929.09	51.07%
NET INCOME (LOSS) *	476,770.85	(8,948.51)	485,719.36	

County of Wood
Detailed Income Statement
For the Six Months Ending Wednesday, June 30, 2021
Human Services Department-Community

	Actual	2021 Budget	Variance	Variance %
REVENUES				
Taxes				
General Property Taxes	\$3,467,172.00	\$6,934,344.00	(\$3,467,172.00)	(50.00%)
Total Taxes	3,467,172.00	6,934,344.00	(3,467,172.00)	(50.00%)
Intergovernmental Revenues				
State Aid & Grants	12,899.00		12,899.00	0.00%
State Aid & Grants	6,953,807.38	14,133,882.00	(7,180,074.62)	(50.80%)
Total Intergovernmental	6,966,706.38	14,133,882.00	(7,167,175.62)	(50.71%)
Public Charges for Services				
Public Chgs-Other -Local Grant		27,500.00	(27,500.00)	(100.00%)
Public Charges-Unified & Norwood	3,100,322.14	5,991,380.00	(2,891,057.86)	(48.25%)
Contractual Adjustment-Unified & Norwood	(942,107.65)	(2,148,267.00)	1,206,159.35	(56.15%)
Total Public Charges for Services	2,158,214.49	3,870,613.00	(1,712,398.51)	(44.24%)
Interdepartmental Charges for Services				
Dept Revenue-Unified & Norwood	25,000.00	73,000.00	(48,000.00)	(65.75%)
Total Interdepartmental Charges	25,000.00	73,000.00	(48,000.00)	(65.75%)
Total Intergovernmental Charges for Services	25,000.00	73,000.00	(48,000.00)	(65.75%)
Miscellaneous				
Meal/Vending/Misc Income	11,498.30	7,000.00	4,498.30	64.26%
Total Miscellaneous	11,498.30	7,000.00	4,498.30	64.26%
Other Financing Sources				
Proceeds from Long-Term Debt		57,600.00	(57,600.00)	(100.00%)
Total Other Financing Sources		57,600.00	(57,600.00)	(100.00%)
TOTAL REVENUES	12,628,591.17	25,076,439.00	(12,447,847.83)	(49.64%)
EXPENDITURES				
Health and Human Services				
Human Services-Child Welfare	1,932,369.34	4,273,422.02	2,341,052.68	54.78%
Human Services- Youth Aids	1,091,291.62	3,210,350.92	2,119,059.30	66.01%
Human Services- Child Care	61,296.00	180,688.64	119,392.64	66.08%
Human Services- Transportation	218,039.93	459,402.96	241,363.03	52.54%
Human Services-ESS	771,091.26	1,601,641.65	830,550.39	51.86%
Human Services-FSET	1,909,088.32	3,566,540.41	1,657,452.09	46.47%
Human Services-LIHEAP	54,234.48	111,529.53	57,295.05	51.37%
Human Services-Birth to Three	284,398.39	585,686.13	301,287.74	51.44%
Human Services- FSP	21,231.73	72,461.48	51,229.75	70.70%
Human Services-Child Waivers	224,479.25	428,806.05	204,326.80	47.65%
Human Services-CTT/CSP	231,086.37	577,365.84	346,279.47	59.98%
Human Services-OPC, MH	689,302.88	1,470,304.53	781,001.65	53.12%
Human Services-CCS	1,153,754.33	2,301,147.55	1,147,393.22	49.86%
Human Services-Crisis, Legal Services	482,085.07	1,124,233.08	642,148.01	57.12%
Human Services-MH Contracts	357,834.05	1,117,677.00	759,842.95	67.98%
Human Services-OPC, AODA	182,108.92	443,083.28	260,974.36	58.90%
Human Services- OPC, Day Treatment	26,735.45	77,192.52	50,457.07	65.37%
Human Services-AODA Contracts	28,231.00	114,100.00	85,869.00	75.26%
Human Services- Administration	1,617,554.70	3,360,803.34	1,743,248.64	51.87%
Total Health and Human Services	11,336,213.09	25,076,436.93	13,740,223.84	54.79%
TOTAL EXPENDITURES	11,336,213.09	25,076,436.93	13,740,223.84	54.79%
NET INCOME (LOSS) *	1,292,378.08	2.07	1,292,376.01	

County of Wood
Detailed Income Statement
For the Six Months Ending Wednesday, June 30, 2021
Human Services Department-Norwood Health Center

	Actual	2021 Budget	Variance	Variance %
REVENUES				
Taxes				
General Property Taxes	\$1,249,980.48	\$2,499,961.00	(\$1,249,980.52)	(50.00%)
Total Taxes	1,249,980.48	2,499,961.00	(1,249,980.52)	(50.00%)
Intergovernmental Revenues				
Relief Funding	976,782.27		976,782.27	0.00%
State Aid & Grants		147,528.00	(147,528.00)	(100.00%)
Total Intergovernmental	976,782.27	147,528.00	829,254.27	562.10%
Public Charges for Services				
Public Charges-Unified & Norwood	3,040,871.22	7,472,510.00	(4,431,638.78)	(59.31%)
Third Party Awards & Settlements		398,127.40	(398,127.40)	(100.00%)
Contractual Adjustment-Unified & Norwood	(1,025,789.58)	(2,120,256.00)	1,094,466.42	(51.62%)
Total Public Charges for Services	2,015,081.64	5,750,381.40	(3,735,299.76)	(64.96%)
Intergovernmental Charges for Services				
Intergovernmental Charges -Congregate Meals	246,619.80	602,710.00	(356,090.20)	(59.08%)
Total Charges to Other Governments	246,619.80	602,710.00	(356,090.20)	(59.08%)
Total Intergovernmental Charges for Services	246,619.80	602,710.00	(356,090.20)	(59.08%)
Miscellaneous				
Recovery of PYBD & Contractual Adj	35,078.77	35,000.00	78.77	0.23%
Meal/Vending/Misc Income	77.51	15,000.00	(14,922.49)	(99.48%)
Other Miscellaneous	13,117.68	27,224.00	(14,106.32)	(51.82%)
Total Miscellaneous	48,273.96	77,224.00	(28,950.04)	(37.49%)
TOTAL REVENUES	4,536,738.15	9,077,804.40	(4,541,066.25)	(50.02%)
EXPENDITURES				
Health and Human Services				
Norwood- Crisis Stabilization	163,449.65	343,573.00	180,123.35	52.43%
Norwood-SNF-CMI (Crossroads)	527,501.42	1,118,530.78	591,029.36	52.84%
Norwood SNF-TBI (Pathways)	439,008.85	949,750.08	510,741.23	53.78%
Norwood-Inpatient (Admissions)	1,551,334.73	3,277,206.84	1,725,872.11	52.66%
Norwood-Dietary	500,894.65	1,182,851.25	681,956.60	57.65%
Norwood-Plant Ops & Maintenance	365,304.59	771,709.21	406,404.62	52.66%
Norwood-Medical Records	103,426.86	217,543.88	114,117.02	52.46%
Norwood-Administration	1,518,229.91	1,216,639.46	(301,590.45)	(24.79%)
Total Health and Human Services	5,169,150.66	9,077,804.50	3,908,653.84	43.06%
Depreciation				
Depreciation & Amortization	113,976.24		(113,976.24)	0.00%
Total Depreciation	113,976.24		(113,976.24)	0.00%
TOTAL EXPENDITURES	5,283,126.90	9,077,804.50	3,794,677.60	41.80%
NET INCOME (LOSS) *	(746,388.75)	(0.10)	(746,388.65)	

County of Wood
Detailed Income Statement
For the Six Months Ending Wednesday, June 30, 2021
Human Services Department-Edgewater

	Actual	2021 Budget	Variance	Variance %
REVENUES				
Taxes				
General Property Taxes	\$465,603.48	\$931,207.00	(\$465,603.52)	(50.00%)
Total Taxes	465,603.48	931,207.00	(465,603.52)	(50.00%)
Intergovernmental Revenues				
Relief Funding	241,496.17	26,195.00	215,301.17	821.92%
Total Intergovernmental	241,496.17	26,195.00	215,301.17	821.92%
Public Charges for Services				
Public Charges-Unified & Norwood	2,273,526.21	4,997,648.00	(2,724,121.79)	(54.51%)
Provision for Bad Debts-Edgewater	(12,499.98)	(25,000.00)	12,500.02	(50.00%)
Total Public Charges for Services	2,261,026.23	4,972,648.00	(2,711,621.77)	(54.53%)
Intergovernmental Charges for Services				
Intergovernmental Transfer Program Rev		741,965.00	(741,965.00)	(100.00%)
Total Charges to Other Governments		741,965.00	(741,965.00)	(100.00%)
Total Intergovernmental Charges for Services		741,965.00	(741,965.00)	(100.00%)
Miscellaneous				
Interest	39.08		39.08	0.00%
Donations	77,482.98		77,482.98	0.00%
Donations & Contributions	1,529.31		1,529.31	0.00%
Meal/Vending/Misc Income	3,405.61	5,000.00	(1,594.39)	(31.89%)
Total Miscellaneous	82,456.98	5,000.00	77,456.98	1,549.14%
Other Financing Sources				
Transfer from Capital Projects	242,136.49		242,136.49	0.00%
Total Other Financing Sources	242,136.49		242,136.49	0.00%
TOTAL REVENUES	3,292,719.35	6,677,015.00	(3,384,295.65)	(50.69%)
EXPENDITURES				
Health and Human Services				
Edgewater-Nursing	1,731,461.64	4,214,156.42	2,482,694.78	58.91%
Edgewater-Housekeeping	75,312.02	154,129.00	78,816.98	51.14%
Edgewater-Dietary	334,507.99	716,193.82	381,685.83	53.29%
Edgewater-Laundry	50,934.27	106,186.00	55,251.73	52.03%
Edgewater-Maintenance	185,823.40	395,993.95	210,170.55	53.07%
Edgewater-Activities	64,741.11	169,129.82	104,388.71	61.72%
Edgewater-Social Services	79,274.61	165,450.34	86,175.73	52.09%
Edgewater-Administration	623,260.99	734,726.13	111,465.14	15.17%
Edgewater Grant Funded	105,675.44	30,000.00	(75,675.44)	(252.25%)
Total Health and Human Services	3,250,991.47	6,685,965.48	3,434,974.01	51.38%
Depreciation				
Depreciation & Amortization	110,946.36		(110,946.36)	0.00%
Total Depreciation	110,946.36		(110,946.36)	0.00%
TOTAL EXPENDITURES	3,361,937.83	6,685,965.48	3,324,027.65	49.72%
NET INCOME (LOSS) *	(69,218.48)	(8,950.48)	(60,268.00)	

County of Wood
BALANCE SHEET SUMMARY
 Norwood Health Center
 Wednesday, June 30, 2021

	2021	2020
ASSETS		
Cash and investments	179,781.58	61,977.33
Receivables:		
Miscellaneous	1,084,523.12	955,614.45
Due from other funds	(278,932.95)	(88,802.25)
Inventory of supplies, at cost	67,697.36	47,607.38
Land	391,806.15	391,806.15
Buildings	4,250,097.74	3,901,127.47
Machinery and equipment	2,344,624.92	2,068,788.23
Accumulated Depreciation	(4,759,737.13)	(4,532,070.49)
Unamortized debt discounts	287,499.57	2,146,165.49
TOTAL ASSETS	3,567,360.36	4,952,213.76
LIABILITIES AND FUND EQUITY		
Liabilities:		
Vouchers payable	3,636.17	3,783.26
Accrued compensation	218,676.29	208,520.61
Special deposits	16,291.66	15,457.36
Accrued vacation and sick pay	578,230.09	658,514.87
Deferred revenue	1,205,450.64	
Deferred property tax	1,249,980.52	1,373,877.48
General obligation debt	793,059.22	1,097,965.83
Retirement prior service obligation	(587,138.70)	1,202,846.20
Total Liabilities	3,478,185.89	4,560,965.61
Fund Equity:		
Retained earnings:		
Unreserved	699,907.86	699,907.86
Fund Balance:		
Undesignated	(2,321.21)	(251,805.60)
Income summary	(608,412.18)	(56,854.11)
Total Fund Equity	89,174.47	391,248.15
TOTAL LIABILITIES & FUND EQUITY	3,567,360.36	4,952,213.76

Position Title: Endowed Professor of Population Health

Department: Health Sciences and Wellness

Position Description:

The position will direct a steering committee comprised of university, community, and organizational leaders to advance the use of data and evidence for supporting health transformation and equity in South Wood County, Wisconsin. The successful candidate will establish data sharing systems, analyze data, interpret results, and partner with local organizations to report findings and refine strategies for community health improvement planning (CHIP). The candidate will also be expected to take the lead on undergraduate and graduate course offerings which will align with and support the local population health efforts. The successful candidate will achieve this vision by effectively managing community-based research projects, leading teams of multi-disciplinary faculty, partnering with local stakeholders, and mentoring students. Operating support for this position will come from an endowment from the Legacy Foundation of Central Wisconsin. This position reports to the Assistant Dean of the School of Health Sciences and Wellness.

Department Description:

The Legacy Population Health Partnership is an enduring community-academic partnership between the University of Wisconsin-Stevens Point, Legacy Foundation of Central Wisconsin, healthcare organizations, public health department and K-12 schools in South Wood County. The Partnership implements community health initiatives and assesses the impact over time. The Legacy Population Health Professor has a focused work agenda in South Wood County and is a member of the School of Health Sciences and Wellness at the University of Wisconsin-Stevens Point. The School of Health Sciences and Wellness offers 10 undergraduate majors, 8 graduate degree programs, and 8 certificate programs, enrolling more than 1200 students. Visit www.uwsp.edu/health/ for more information about the School of Health Sciences and Wellness.

University Description:

Through the discover and dissemination of knowledge, UW-Stevens Point stimulates intellectual growth, provides a liberal education, and prepares students for a diverse sustainable world. The university is committed to creating a safe, inclusive learning community for all faculty and staff from a variety of backgrounds. Visit www.joinuwsp.org for more information about UW-Stevens Point.

Required Qualifications:

- PhD or ABD with intent to complete doctorate within one year.
- Minimum of 3 years of relevant post-graduate work.

Preferred Qualifications:

- Master of Public Health (MPH)
- Evidence of development and evaluation of clinical and/or community-based programs, policies, or systems.
- Experience establishing data sharing systems, policies, and governance agreements

- Experience working collaboratively across multiple sectors to develop community health needs assessments, health improvement plans, and/or collective impact initiatives.
- Demonstrated leadership experience in organizational and/or community context.
- Documented research or scholarly activity focused on population health, social determinants of health, and/or health equity.
- Evidence of grant writing and acquisition of extramural funding.

Project Description

Population Health Partnership



University of Wisconsin
Stevens Point

STEVENS POINT • MARSHFIELD • WAUSAU

Overview

Establish a partnership between University of Wisconsin-Stevens Point (UWSP) and community stakeholders to identify and address the challenges and opportunities related to public health in South Wood County. This initiative forever links UWSP with the South Wood County community and places a population health expert in the community in perpetuity.

*Exclusively dedicated to integrating
UW-Stevens Point with South Wood County
community health and providing population
health expertise to South Wood County.*

Background

Beginning in 2015, UW-Stevens Point has assisted South Wood County in identifying and addressing the root causes of health disparities in the local population. Early on, UWSP dedicated one of our experts to form a steering committee of leaders from health care, education and social service agencies throughout the community to analyze local health data and identify areas of need that could be addressed collectively.

Our collaborative efforts have led to advancements in cross-sectional planning, awareness, advancements in knowledge, relationship building, and mapping of the landscape of health programming. Small wins were realized, such as faculty-led advancements in physical education programming in the schools, and localized health data collection and analysis to better inform our approaches to improving health outcomes for youth.

Partnership Approach


UWSP would like to solidify our partnership with South Wood County in addressing challenges and opportunities where we have expertise. Our vision establishes an enduring community-academic partnership dedicated to reducing disparities and improving health and wellness

outcomes for South Wood County citizens. It expands the community's expertise in population health, community health and data analytics as well as increases its capacity to address complex and challenging barriers to population health for the foreseeable future. The goal is to partner on an approach that can accurately and rapidly address and respond to community health disparities in South Wood County and create a model that can be replicated.

This partnership will be bolstered by an endowed professorship with expertise in outcomes-based population health, analytics and assessment permanently allied with South Wood County. An Endowed Professor of Population Health serves as an expert with a Ph.D., who brings a unique set of skills and a network of national and international experts. Half of their time is committed to direct work within South Wood County. The other half is teaching students who are pursuing degrees in population health fields. The professor's focus will be directed in consultation with an inclusive advisory board made up of local health stakeholders including Aspirus-Riverview, Marshfield Clinic Health System, Wood County Public Health, each of the local school districts and the Legacy Foundation. In order to ensure a deep understanding of community needs and provide direct access to community partners this professor will have an office within one of the partner facilities. Their primary committee role is to provide expertise and manpower as well as ensure a collaborative, collective and sustainable population health strategy.

UWSP EXPERTISE IN:

*nutrition
nursing
rehabilitation
mental health
human services and family studies
community and school health
health promotion and resilience
health communication
health economics
data analytics*



HEALTH REPORT

Data

There are systematic gaps in local health data collection, analysis and reporting. How can communities evaluate whether or not programs, initiatives, policies or system changes are effectively moving the needle without a robust, local surveillance system?

Complexity

Physical and mental health issues are complex with multi-factorial contributing factors.

Community Engagement

Gain perspective, support and engagement from community members.

Alignment

Many programs are offered in the community but are often siloed and not aligned.

Project Description

Population Health Partnership



University of Wisconsin
Stevens Point

STEVENS POINT • MARSHFIELD • WAUSAU

An added benefit of the professorship is the skill development of our graduates, many of whom are future employees of the region. The professor will have a team of two graduate assistants, two rotating interns and an ongoing team of 12-16 practicum students to support such things as collecting data, accessing best practices providing program manpower, and identifying and assessing program outcomes and performance indicators to improve accountability. The enduring relationship between South Wood County and UWSP created through this partnership will provide community agencies, school districts and health care providers direct access to students who will soon become recruits for positions within South Wood County.

The partnership created will provide South Wood County with expertise dedicated to population health and community health work. The community will also have access to other accomplished faculty in more than 20 related fields as varied as nutrition, nursing, rehabilitation, mental health, human services and family studies, community and school health, health promotion and resilience, health communication, health economics and data analytics as well as graduate students and dozens of pre-professional undergraduate students ready to participate in internships and practicum experiences in South Wood County. A professorship allows UWSP to prioritize working along-side community members and organizations to solve existing health problems to address factors that contribute to poor health outcomes. As community circumstances and challenges change over time, so can the faculty position and the focus of his/her work. What won't change is the commitment UWSP has to South Wood County.

UWSP Commitment

UWSP is poised to provide a level of support, time and expertise that adds value to the good work already being done around population health in South Wood County.

Arguably the most important component of effecting positive change is the creation of a health surveillance system, which will require the commitment and resources of many community partners.

A health surveillance system would include: (1) a collaborative data registry using electronic health record data to monitor public health trends and measure the efficacy of community health interventions; (2) a system used by partner agencies to analyze and present data, to identify needs, and to study outcomes over time and across sectors; (3) monitoring long-term impacts on community health priorities such as mental health, alcohol and other drug abuse, adult and childhood

obesity, hypertension, diabetes, heart disease, cancer, etc., and (4) leveraging the data reporting system to disseminate and promote the "South Wood County model" so it can be replicated throughout the country.

The partnership will raise the capacity of participating South Wood County community health agencies by strengthening their ability to (1) measure outcomes and impact through data collection and analysis, (2) deliver outcome-based programming under the direction of university professors and community stakeholders, (3) conduct long-term research on impact and present nationally, serve as a model to be replicated throughout country, and (4) develop a stronger workforce by gaining access to graduating students.

Specifically, this partnership will expand the community's expertise in population health, community health and data analytics. It will add the human capital (8,400 student hours and 2 FTE staff per year) needed to deliver and evaluate a wide range of programs. A health surveillance system, aided by a UWSP data manager, will be created with a goal of reaching 90% of the population. Our work will align with the Community Health Improvement Process (CHIP) and serve as an impartial party in aligning the community around common goals.

UWSP COMMITMENT

Health Surveillance System

Collaborative data registry used to analyze & present data, identify needs, & study outcomes over time & across sectors.

Steering Committee

Support & coordinate efforts.

CHA/CHIP Process Support

Focused community health work and consulting on program efficacy, evaluation, data analysis & best practices in population health.

National Expertise

Expertise unique to Central Wisconsin & focused research on the South Wood County model.


Program and Data Support

Dedicated team of graduate assistants, interns & pre-professional practicum students.

Consulting and Access

Consulting in areas related population health such as data analytics. Grant writing in support of the partnership.

An enduring community-academic partnership dedicated to reducing disparities and improving health and wellness for South Wood County citizens.



RESOLUTION#

Introduced by
Page 1 of 1

Health and Human Services Committee

ITEM#
DATE August 26, 2021
Effective Date Upon Passage

MAL

Motion:

Adopted:

1st

Lost:

2nd

Tabled:

No:

Yes:

Absent: 0

Number of votes required:

☒ Majority

☐ Two-thirds

Reviewed by:

, Corp Counsel

Reviewed by:

, Finance Dir.

INTENT & SYNOPSIS: To create one (1.0 FTE) Mental Health Tech position within the Human Services Department-Norwood Health Center budget. The position is currently filled by a contracted staff person.

FISCAL NOTE: Moving from a contracted position to a Wood County position will save the County \$17,963.73 over the remainder of 2021.

2021 (693 hours remaining)
Wages: \$12,584.88
Fringe: \$2,022.39
Total: \$14,607.27

WHEREAS, the mission of Norwood Health Center is to provide effective, efficient, and safe inpatient mental health services through adequate staff to patient ratios in a cost effective way, and

WHEREAS, Norwood Health Center experienced difficulties in recruiting mental health technicians and needed to utilize contracted mental health technicians to meet required staff to patient ratios, and

WHEREAS, Norwood converted five vacant mental health technician FTEs into contracted dollars in the 2021 budget to contract with five mental health technicians to fill hours needed in unit staffing patterns at a rate of \$47/hour, and

WHEREAS, one mental health technician FTE was previously created in May by converting contracted dollars, and

WHEREAS, a Wood County applicant has applied for a 1.0 FTE mental health technician position, and

WHEREAS, Norwood does not have a vacant mental health technician FTE in the budget, and

WHEREAS, Norwood has identified an opportunity to save \$17,963.73 over the remainder of the 2021 budget year by utilizing a Wood County employee instead of a contracted position, and

WHEREAS, the task of identifying savings and efficiencies is a key task of Norwood Health Center, and

NOW, THEREFORE, THE WOOD COUNTY BOARD OF SUPERVISORS HEREBY RESOLVES to create one (1.0 FTE) Mental Health Technician position at Grade F, 2080 hours per year, FLSA status Non-Exempt, in the Human Services Department-Norwood Health Center. No tax levy increase is required to fund this position.

HEALTH & HUMAN SERVICES COMMITTEE ()

DONNA ROZAR (CHAIR)
ADAM FISCHER
JOHN HOKAMP
LEE THAO
LAURA VALENSTEIN

HEATHER WELLACH, RN
DR. KRISTEN INIGUEZ
TOM BUTTKE

Adopted by the County Board of Wood County, this day of 20 .

County Clerk

County Board Chairman

Veterans Budget Presentation

COUNTY VETERANS SERVICE OFFICE
Mission Statement

The Wood County Veterans Service Department will provide timely and quality service for veterans seeking assistance with local, state and federal benefit programs. We exist to advocate for and support the United States military veterans and their families living in Wood County.

Statement of Departmental Programs Veterans Department

Priorities

PRIORITY	FUNCTION NUMBER	PROGRAM TITLE	Mandated/Not Mandated
2	54710	Veterans Relief	Mandated
1	54720	Veterans Services	Mandated
5	54730	Veterans Donations for Outreach	Not Mandated
3	54740	Care of Veterans Graves	Mandated
4	54750	WDVA Grant to Counties	Not Mandated

Program Narrative Details

Function 54710 Veterans Relief

County Veterans' Service Commission allows us to provide economic assistance to county veterans, dependents and survivors to prevent want and distress. The program assists applicants on a usually one-time basis to provide monetary benefits to recover from a temporary financial or medically distressful situation. The benefits provided through the Veterans Service Commission are long lasting, essential and far-reaching. We have been instrumental in providing immediate temporary assistance in saving a residence and needed medical transportation as examples.

- a. Mandated by Wisconsin State Statute §45.81 and §45.86. Level of service is up to the county.
- b. Program funding by county tax levy in accordance with Wisconsin State Statute §45.86 County Tax for Needy Veterans.
- c. Prioritization: two of five
- d. Impact of program on other programs. May effect other county programs as these veterans will put additional burdens on social programs and charity functions in the county. As part of the program, a long-term fix of the underlying issues is required.
- e. Impact of program expenditure cuts on program revenue. There is no program revenue.

Function 54720 Veterans Service Office

The Veterans Service Office counsels, assists, trouble shoots and educates veterans, dependents and survivors on county, state and federal programs that affect their medical and economic wellbeing. The federal programs range from compensation and pension benefits (monetary and medical) for service-connected disabled veterans and needy veterans, families and survivors to educational and housing benefits. State Veterans' programs range from personal loans, subsistence and health care grants for veterans, families and survivors to education and housing benefits. Outreach/Community Programs promote the educating of the public and, in turn, make veterans more aware of benefits available to them. The benefits provided through the Wood County Veterans Service Office are long lasting, essential and far-reaching and effect a great number of our citizens.

- a. Mandated by Wisconsin State Statute §45.80. Level of service the County Board shall appoint a Veteran's Service Officer and provide office space supplies and staff to perform the duties outlined in State Statute 45.80.
- b. Program funding by county tax levy except for a grant for improvement of services. See function 74750 WDVA grant to counties.
- c. Prioritization: one of five.
- d. Impact of program on other programs. Reduction of federal and state veteran's dollars coming into the county. Reduction in the quality of life for many Veterans and their families, Increased costs to other departments servicing the needs of these residents. Not being aware of, understanding and applying for these programs will put a burden on the public and private sector in Wood County. Especially routine and emergency health care with prescription medication for the aging veteran population.
- e. Impact of program expenditure cuts on program revenue. Potential loss of WDVA grant to Counties.

Function 54730 Veterans Donations for Outreach and care of Veterans Graves

Provides a means for non-tax levy donated funds to be used to provide non-mandated programs. Established during the 2010 budget process in an attempt to remove purchase of flags and flag holders from tax levy. Note funding was added back to budgeted tax levy as an amendment to County Budget resolution.

- a. Non-Mandated
- b. Program funding public donations (non-lapsing fund).
- c. Prioritization: five of five.
- d. Impact of program on other programs. None
- e. Impact of program expenditure cuts on program revenue No longer accept donations.

Function 54740 Care of Veterans Graves

Care of veteran's graves consists of the actual care of veterans graves located in cemeteries within Wood County, which have no other care provided. This function also provides flags and flag holders to honor veteran's on patriotic holidays. Deceased veterans, their spouses and dependents who are buried in Wood County and the care of those graves are not provided by any other means.

- a. Mandated by Wisconsin State Statute §45.85 and §45.86.
- b. Program funding by county tax levy in accordance with Wisconsin State Statute §45.86 County Tax for Needy Veterans.
- c. Prioritization: three of five.
- d. Impact of program on other programs. The cancellation of the mandated care for veteran's grave may cause a problem from the local cemetery sextants. In the past local veterans took offense to and successfully lobbied to have the flag and flag holder expense placed back in the budget.
- e. Impact of program expenditure cuts on program revenue –none.

Function 54750 WDVA Grants to Counties.

The Wisconsin Department of Veterans Affairs Grant to Counties for improvement of services requires funding and expenditures be held in a separate account therefore this function was established. Used to fund items in function 54720 Veteran Service Office.

- a. Non-Mandated however authorized by Wisconsin State Statute §45.82
- b. Program funding – Fully State funded. Amount of \$14,300.00 for 2022.
- c. Prioritization: four of five.
- d. Impact of program on other programs. Function 54720 would have to fund or eliminate programs and training.
- e. Impact of program expenditure cuts on program revenue – Loss of state grant.

Operating Position Cost Summary

Fiscal Year 2022
 Budget Line Year 2022
 Department or Sub-Department 31 - Veterans

Position	Pay Grade	Step	Alloc. %	Salary	Modifiers	Premiums	Total	Hours	Premium Hours	FTE
31 - Veterans										
3101 - Veterans-Relief										
3101-54710 - Veterans Relief										
Non FTE Count										
3713-VeteranServComm (3713-12761): MITCHELL WAITE (1276		Salaried	100.00	6,181	482	-	6,664	2,080	-	1.00
Total Non FTE Count				6,181	482	-	6,664	2,080	-	1.00
Total 3101-54710 - Veterans Relief				6,181	482	-	6,664	2,080	-	1.00
Total 3101 - Veterans-Relief				6,181	482	-	6,664	2,080	-	1.00
3102 - Veterans-Services										
3102-54720 - Veterans Service Officer										
(Unassigned)										
3601-Veterans Service Off (3601-10482): ROCK LARSON (10482 Grade L		Step 13	100.00	86,944	30,326	-	117,270	2,080	-	1.00
3604-Veterans Rep I (3604-12490): BENJAMIN SHEPPARD (124 Grade F		Step 3	96.88	42,134	22,510	-	64,644	2,015	-	0.97
3605-Veterans Rep II (3605-12327): LEITA SOSIN (12327)-LEITA Grade G		Step 5	96.88	49,569	23,707	-	73,276	2,015	-	0.97
3606-Asst Vet Service Off (3606-12629): JASON STERLING (126 Grade H		Step 4	96.88	53,377	24,372	-	77,750	2,015	-	0.97
Total (Unassigned)				232,024	100,916	-	332,940	8,125	-	3.91
Total 3102-54720 - Veterans Service Officer				232,024	100,916	-	332,940	8,125	-	3.91
Total 3102 - Veterans-Services				232,024	100,916	-	332,940	8,125	-	3.91
Total 31 - Veterans				238,205	101,398	-	339,604	10,205	-	4.91
Grand Total				238,205	101,398	-	339,604	10,205	-	4.91



Department Operating Budget Summary

2022 Budget Summary								
Department: 31 - Veterans	3101 - Veterans-Relief	3102 - Veterans-Services	3103 - Veterans-Donation	3104 - Veterans-Care of Veterans	3105 - Veterans-WDVA Grants to Counties	2022 Total	Change %	2021 Budget
Revenue / Funding Source								
43 - Intergovernmental Revenues					14,300	14,300	+10.00%	13,000
48 - Miscellaneous Revenues	0		0			0	0.00%	0
Total Operating Revenues	0		0		14,300	14,300	+10.00%	13,000
Revenue / Funding Source Total	0		0		14,300	14,300	+10.00%	13,000
Expense / Expenditure								
100 - Personnel Services	1,701	332,940			2,000	336,641	+4.32%	322,691
200 - Contractual Services		1,440			3,735	5,175	+0.68%	5,140
300 - Supplies and Expense	80	2,235	800	3,200	8,565	14,880	+12.05%	13,280
500 - Fixed Charges		14,747				14,747	-0.45%	14,813
700 - Grants and Contributions	6,000					6,000	0.00%	6,000
Total Operating Expenditures	7,781	351,362	800	3,200	14,300	377,442	+4.29%	361,924
Expense / Expenditure Total	7,781	351,362	800	3,200	14,300	377,442	+4.29%	361,924
31 - Veterans Total	7,781	351,362	800	3,200	0	363,142	+4.07%	348,924

2021 Budget Summary						
Department: 31 - Veterans	3101 - Veterans-Relief	3102 - Veterans-Services	3103 - Veterans-Donation	3104 - Veterans-Care of Veterans	3105 - Veterans-WDVA Grants to Counties	2021 Budget
Revenue / Funding Source						
43 - Intergovernmental Revenues					13,000	13,000
48 - Miscellaneous Revenues	0		0			0
Total Operating Revenues	0		0		13,000	13,000
Revenue / Funding Source Total	0		0		13,000	13,000
Expense / Expenditure						
100 - Personnel Services	1,700	318,991			2,000	322,691
200 - Contractual Services		1,440			3,700	5,140
300 - Supplies and Expense	80	2,235	800	2,865	7,300	13,280
500 - Fixed Charges		14,813				14,813
700 - Grants and Contributions	6,000					6,000
Total Operating Expenditures	7,780	337,479	800	2,865	13,000	361,924
Expense / Expenditure Total	7,780	337,479	800	2,865	13,000	361,924
31 - Veterans Total	7,780	337,479	800	2,865	0	348,924



Department Operating Budget Detail

With Previous Year Comparison and Annual Estimate

	2022 Budget	% Change	2021 Budget	2021 Actual	2021 Estimate
31 - Veterans					
3101 - Veterans-Relief					
<u>Revenue / Funding Source</u>					
3101-48500 - Donations & Contributions					
48 - Miscellaneous Revenues	0	0.00%	0	25	25
3101-48500 - Donations & Contributions Total	0	0.00%	0	25	25
3101-48502 - Veterans Loan Repayment					
48 - Miscellaneous Revenues	0	0.00%	0	0	0
3101-48502 - Veterans Loan Repayment Total	0	0.00%	0	0	0
Revenue / Funding Source Total	0	0.00%	0	25	25
<u>Expense / Expenditure</u>					
3101-54710 - Veterans Relief					
100 - Personnel Services	1,701	+0.01%	1,700	485	1,640
300 - Supplies and Expense	80	0.00%	80	43	80
700 - Grants and Contributions	6,000	0.00%	6,000	1,816	6,000
3101-54710 - Veterans Relief Total	7,781	0.00%	7,780	2,344	7,720
Expense / Expenditure Total	7,781	0.00%	7,780	2,344	7,720
3101 - Veterans-Relief Total	7,781	0.00%	7,780	2,319	7,695
3102 - Veterans-Services					
<u>Expense / Expenditure</u>					
3102-54720 - Veterans Service Officer					
100 - Personnel Services	332,940	+4.37%	318,991	188,883	318,991
200 - Contractual Services	1,440	0.00%	1,440	738	1,531
300 - Supplies and Expense	2,235	0.00%	2,235	496	1,635
500 - Fixed Charges	14,747	-0.45%	14,813	9,674	14,813
3102-54720 - Veterans Service Officer Total	351,362	+4.11%	337,479	199,790	336,971
Expense / Expenditure Total	351,362	+4.11%	337,479	199,790	336,971
3102 - Veterans-Services Total	351,362	+4.11%	337,479	199,790	336,971
3103 - Veterans-Donation					
<u>Revenue / Funding Source</u>					
3103-48500 - Donations & Contributions					
48 - Miscellaneous Revenues	0	0.00%	0	123	123
3103-48500 - Donations & Contributions Total	0	0.00%	0	123	123
Revenue / Funding Source Total	0	0.00%	0	123	123
<u>Expense / Expenditure</u>					
3103-54730 - Veterans Relief Donations					
300 - Supplies and Expense	800	0.00%	800	0	500



Department Operating Budget Detail

With Previous Year Comparison and Annual Estimate

	2022 Budget	% Change	2021 Budget	2021 Actual	2021 Estimate
3103-54730 - Veterans Relief Donations Total	800	0.00%	800	0	500
Expense / Expenditure Total	800	0.00%	800	0	500
3103 - Veterans-Donation Total	800	0.00%	800	(123)	378
3104 - Veterans-Care of Veterans					
Expense / Expenditure					
3104-54740 - Care of Veterans Graves					
300 - Supplies and Expense	3,200	+11.69%	2,865	0	2,865
3104-54740 - Care of Veterans Graves Total	3,200	+11.69%	2,865	0	2,865
Expense / Expenditure Total	3,200	+11.69%	2,865	0	2,865
3104 - Veterans-Care of Veterans Total	3,200	+11.69%	2,865	0	2,865
3105 - Veterans-WDVA Grants to Counties					
Revenue / Funding Source					
3105-43567 - State Aid-Aging					
43 - Intergovernmental Revenues	14,300	+10.00%	13,000	13,000	14,300
3105-43567 - State Aid-Aging Total	14,300	+10.00%	13,000	13,000	14,300
Revenue / Funding Source Total	14,300	+10.00%	13,000	13,000	14,300
Expense / Expenditure					
3105-54750 - WVDA Grant to Counties					
100 - Personnel Services	2,000	0.00%	2,000	1,500	2,365
200 - Contractual Services	3,735	+0.95%	3,700	2,127	7,035
300 - Supplies and Expense	8,565	+17.33%	7,300	230	3,635
3105-54750 - WVDA Grant to Counties Total	14,300	+10.00%	13,000	3,856	13,035
Expense / Expenditure Total	14,300	+10.00%	13,000	3,856	13,035
3105 - Veterans-WDVA Grants to Counties Total	0	0.00%	0	(9,144)	(1,265)
31 - Veterans Total	363,142	+4.07%	348,924	192,843	346,643

Detailed Function 54710 Veterans Relief

GL Account Type	Object *	2021 Actual	2021 Budget	Annual Estimate	Change Justification	2022
Expense	101 - Wages-Permanent	450.00	1,522.50	1,522.50		1,522.50
Expense	120 - FICA	34.44	116.47	116.00		116.47
Expense	160 - Worker's Compensation	.15	1.45	1.00		1.54
Expense	172 - Training / Conference / CPE	-	60.00			60.00
Expense	331 - Mileage	42.67	80.00	80.00		80.00
Expense	710 - Grants, Donations, Contrib	1,816.31	6,000.00	6,000.00		6,000.00
Data below this row will not be imported.						

Detailed Function 54720 Veterans Service Officer

GL Account Type	Object *	2021 Actual	2021 Budget	Annual Estimate	Change Justification	2022
Expense	101 - Wages-Permanent	113,349.49	188,763.33	188,314.52		197,225.52
Expense	107 - Sick Leave	3,180.69	10,031.09	10,031.09		10,565.65
Expense	108 - Vacation	9,356.48	13,139.40	13,139.40		15,476.23
Expense	109 - Holiday	3,545.83	8,313.57	8,313.57		8,756.60
Expense	110 - Funeral/Jury/Other	449.42	-	449.42		-
Expense	120 - FICA	9,116.56	16,848.93	16,848.93		17,749.84
Expense	130 - Health Insurance	38,200.48	62,076.00	62,076.00		62,754.00
Expense	132 - Post Employment Benefits	2,588.68	4,404.95	4,404.95		4,640.48
Expense	133 - Vision Insurance	179.84	292.08	292.08		292.08
Expense	140 - Life Insurance	27.84	45.36	45.36		45.36
Expense	151 - Retirement	8,766.97	14,866.70	14,866.70		15,081.56
Expense	160 - Worker's Compensation	120.33	209.24	209.24		352.68
Expense	172 - Training / Conference / CPE	-	-			-
Expense	214 - Prof Serv-Printing	91.35	-	91.35		-
Expense	219 - Prof Serv-Other	-	-	-		-
Expense	221 - Utility Service-Cellphone / Telephone	646.84	1,440.00	1,440.00		1,440.00
Expense	311 - Office Supplies	163.85	475.00	475.00		475.00
Expense	313 - Postage	531.82	860.00	860.00		860.00
Expense	325 - Dues & Subscriptions	-	-			-
Expense	331 - Mileage	-	900.00	300.00		900.00
Expense	332 - Meals	-	-			-
Expense	511 - Insurance-Liability	1,146.00	1,719.00	1,719.00		1,652.67
Expense	531 - Rent-Interdepartment	7,120.00	10,680.00	10,680.00		10,680.00
Expense	532 - Rent-Building	1,407.98	2,414.00	2,414.00		2,414.00

Detailed Function 54730 Veterans Relief Donations						
GL Account Type	Object *	2021 Actual	2021 Budget	Annual Estimate	Change Justification	2022
Expense	324 - Advertising	- -	800.00	500.00		800.00
Data below this row will not be imported.						

Detailed Function 54740 Care of Veterans Graves

GL Account Type	Object *	2021 Actual	2021 Budget	2021 Annual Estimate	Change Justification	2022
Expense	341 - Operating Supplies & Expense	-	2,865.00	2,865.00	3 new Cemeteries and no increase in 18 years	3,200.00
Data below this row will not be imported.						

Detailed Function 54750 WDVA Grants to Counties

GL Account Type	Object *	2021 Actual	2021 Budget	Annual Estimate	Change Justification	2022
Expense	101 - Wages-Permanent	-	-	465.00		-
Expense	172 - Training / Conference / CPE	1,500.00	2,000.00	1,900.00		2,000.00
Expense	214 - Prof Serv-Printing	-	200.00	235.00		235.00
Expense	219 - Prof Serv-Other	-	2,500.00	2,500.00		2,500.00
Expense	230 - R/M Serv-PC Replacement	2,126.64	1,000.00	4,300.00	Upgrade to laptops from desktops	1,000.00
Expense	312 - Copy Expense	101.22	400.00	400.00		400.00
Expense	324 - Advertising	-	-			2,365.00
Expense	325 - Dues & Subscriptions	-	300.00	300.00		300.00
Expense	331 - Mileage	116.48	1,100.00	910.00		1,100.00
Expense	332 - Meals	12.00	1,300.00	585.00		1,300.00
Expense	333 - Lodging / Hotels	-	4,200.00	1,440.00		3,100.00
Data below this row will not be imported.						

Detailed Function 43567 State Aid WDVA Grant (revenue)						
GL Account Type	Object *	2021 Actual	2021 Budget	Annual Estimate	Change Justification	2022
Revenue	43-000 - Intergovernmental Revenues	13,000.00	13,000.00	13,000.00	10% increase in State Budget	14,300.00



Department Operating Budget Narrative

Account Number	Description	2022 Requested	2021 Budget	Difference		Change Justification 10% or greater change
				Amount	%	
31 - Veterans						
3101 - Veterans-Relief						
Revenue / Funding Source						
3101-48500 - Donations & Contributions						
101-3101-48500-???-000	48-000 - Miscellaneous Revenues	0	0	0	0.00%	
3101-48502 - Veterans Loan Repayment						
101-3101-48502-???-000	48-000 - Miscellaneous Revenues	0	0	0	0.00%	
Expense / Expenditure						
3101-54710 - Veterans Relief						
101-3101-54710-???-101	101 - Wages-Permanent	1,523	1,523	0	0.00%	
101-3101-54710-???-120	120 - FICA	116	116	0	0.00%	
101-3101-54710-???-160	160 - Worker's Compensation	2	1	0	+6.67%	
101-3101-54710-???-172	172 - Training / Conference / CPE	60	60	0	0.00%	
101-3101-54710-???-331	331 - Mileage	80	80	0	0.00%	
101-3101-54710-???-710	710 - Grants, Donations, Contrib	6,000	6,000	0	0.00%	
3102 - Veterans-Services						
Expense / Expenditure						
3102-54720 - Veterans Service Officer						
101-3102-54720-???-101	101 - Wages-Permanent	197,226	188,763	8,462	+4.48%	
101-3102-54720-???-107	107 - Sick Leave	10,566	10,031	535	+5.33%	
101-3102-54720-???-108	108 - Vacation	15,476	13,139	2,337	+17.78%	PAY RAISE AND 1 EMP. GAINED 1 WEEK
101-3102-54720-???-109	109 - Holiday	8,757	8,314	443	+5.33%	
101-3102-54720-???-110	110 - Funeral/Jury/Other	0	0	0	0.00%	
101-3102-54720-???-120	120 - FICA	17,750	16,849	901	+5.35%	



Department Operating Budget Narrative

101-3102-54720-???-130	130 - Health Insurance	62,754	62,076	678	+1.09%
101-3102-54720-???-132	132 - Post Employment Benefits	4,640	4,405	236	+5.35%
101-3102-54720-???-133	133 - Vision Insurance	292	292	0	0.00%
101-3102-54720-???-140	140 - Life Insurance	45	45	0	0.00%
101-3102-54720-???-151	151 - Retirement	15,082	14,867	215	+1.45%
101-3102-54720-???-160	160 - Worker's Compensation	353	209	143	+68.56%
101-3102-54720-???-172	172 - Training / Conference / CPE	0	0	0	0.00%
101-3102-54720-???-214	214 - Prof Serv-Printing	0	0	0	0.00%
101-3102-54720-???-219	219 - Prof Serv-Other	0	0	0	0.00%
101-3102-54720-???-221	221 - Utility Service-Cellphone / Telephone	1,440	1,440	0	0.00%
101-3102-54720-???-311	311 - Office Supplies	475	475	0	0.00%
101-3102-54720-???-313	313 - Postage	860	860	0	0.00%
101-3102-54720-???-325	325 - Dues & Subscriptions	0	0	0	0.00%
101-3102-54720-???-331	331 - Mileage	900	900	0	0.00%
101-3102-54720-???-332	332 - Meals	0	0	0	0.00%
101-3102-54720-???-511	511 - Insurance-Liability	1,653	1,719	(66)	-3.86%
101-3102-54720-???-531	531 - Rent-Interdepartment	10,680	10,680	0	0.00%
101-3102-54720-???-532	532 - Rent-Building	2,414	2,414	0	0.00%

set by county.

3103 - Veterans-Donation

Revenue / Funding Source

3103-48500 - Donations & Contributions

101-3103-48500-???-000	48-000 - Miscellaneous Revenues	0	0	0	0.00%
------------------------	---------------------------------	---	---	---	-------

Expense / Expenditure

3103-54730 - Veterans Relief Donations

101-3103-54730-???-324	324 - Advertising	800	800	0	0.00%
------------------------	-------------------	-----	-----	---	-------

3104 - Veterans-Care of Veterans



Department Operating Budget Narrative

Expense / Expenditure

3104-54740 - Care of Veterans Graves

101-3104-54740-???-341	341 - Operating Supplies & Expense	3,200	2,865	335	+11.69%	3 new Cemeteries and no increase in 18 years
------------------------	------------------------------------	-------	-------	-----	---------	--

3105 - Veterans-WDVA Grants to Counties

Revenue / Funding Source

3105-43567 - State Aid-Aging

101-3105-43567-???-000	43-000 - Intergovernmental Revenues	14,300	13,000	1,300	+10.00%	10% increase in State Budget
------------------------	-------------------------------------	--------	--------	-------	---------	------------------------------

Expense / Expenditure

3105-54750 - WVDA Grant to Counties

101-3105-54750-???-101	101 - Wages-Permanent	0	0	0	0.00%	
101-3105-54750-???-172	172 - Training / Conference / CPE	2,000	2,000	0	0.00%	
101-3105-54750-???-214	214 - Prof Serv-Printing	235	200	35	+17.50%	
101-3105-54750-???-219	219 - Prof Serv-Other	2,500	2,500	0	0.00%	
101-3105-54750-???-230	230 - R/M Serv-PC Replacement	1,000	1,000	0	0.00%	Upgrade to laptops from desktops
101-3105-54750-???-312	312 - Copy Expense	400	400	0	0.00%	
101-3105-54750-???-324	324 - Advertising	2,365	0	2,365	0.00%	Reduction in other lines
101-3105-54750-???-325	325 - Dues & Subscriptions	300	300	0	0.00%	
101-3105-54750-???-331	331 - Mileage	1,100	1,100	0	0.00%	
101-3105-54750-???-332	332 - Meals	1,300	1,300	0	0.00%	
101-3105-54750-???-333	333 - Lodging / Hotels	3,100	4,200	(1,100)	-26.19%	Hotel Rates

Total 31 - Veterans

363,142 348,924 16,818 #Error